



G R E S B  
★ ★ ★ ★ ☆ 2016

# Godrej Properties

Godrej Properties

## GRESB Benchmark Report 2016

DATE: 13 Sep 2016 1:32:53am Tue UTC

# Table of Contents

## Scorecard/Key Highlights

Summary .....	3
Entity & Peer Group Characteristics .....	4
Reporting Boundaries .....	4

## Management

Sustainability Objectives .....	4
Sustainability Decision-Making .....	6

## Policy & Disclosure

Sustainability Disclosure .....	8
ESG Policies .....	10

## Risks

Governance .....	12
Environmental & Social .....	13
Environmental Fines & Penalties .....	14

## EMS

Environmental Management System .....	14
---------------------------------------	----

## Stakeholder Engagement

Employees .....	15
Health & Safety .....	17
Tenants/Occupiers .....	18
Supply Chain .....	18

## New Construction & Major Renovations

Sustainability Requirements .....	19
Materials & Certifications .....	22
Energy & Water Efficiency .....	24
Building Requirements .....	26
Health, Safety & Well-being .....	30
Community Impact & Engagement .....	33

# Godrej Properties Godrej Properties

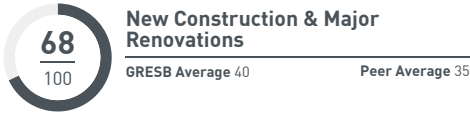
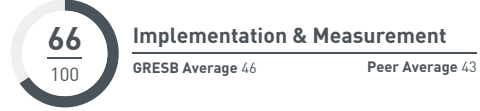
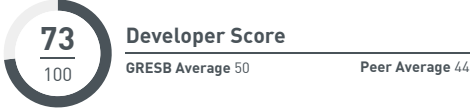
## Participation & GRESB Score



## Peer Comparison

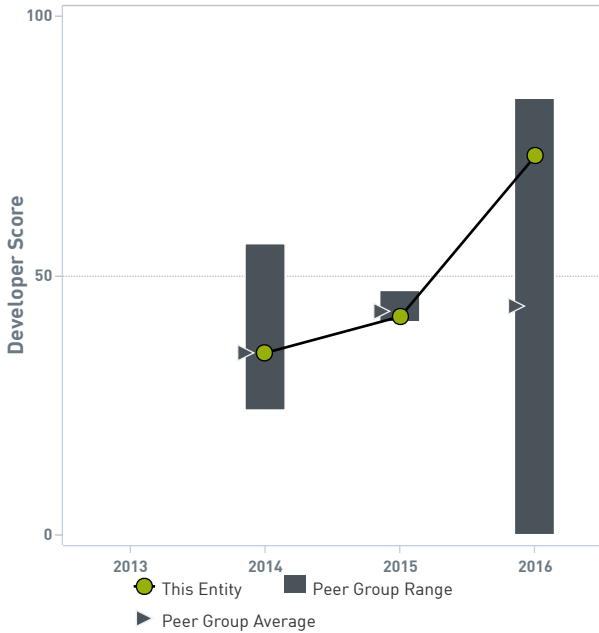


G R E S B  
☆☆☆☆☆ 2016



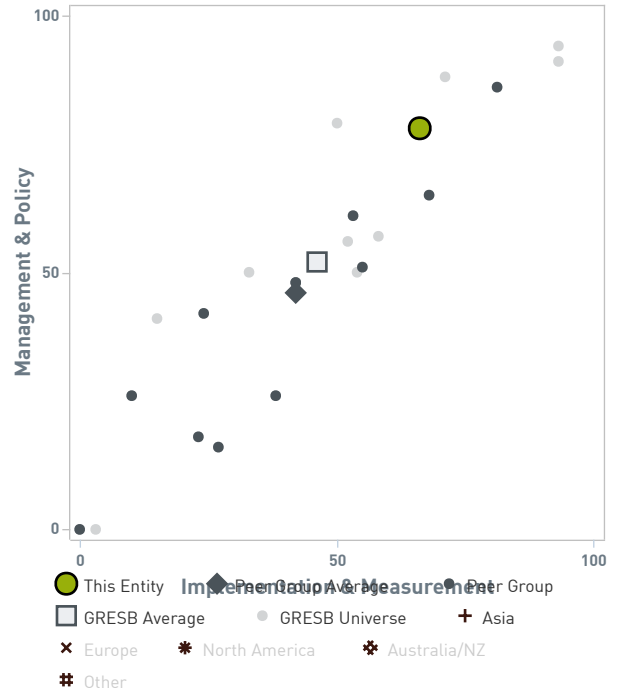
## Trend

2016 Improvement ↗ +31





## GRESB Model

Axis length does not imply scoring weight.



## ESG Breakdown



## Rankings

