



GODREJ VANANTARA

UNIT PLANS

GODREJ VANANTARA

UNIT TYPE	2 BHK + 2T
TOWER NO	A
BUILDING NUMBER	1
FLOORS	GROUND & FIRST

UNIT - A (TYPE-1)

RERA CARPET AREA
69.46 Sq. Mts. (747.62 Sq. Ft.)

BALCONY AREA
4.69 Sq. Mts. (50.48 Sq. Ft.)

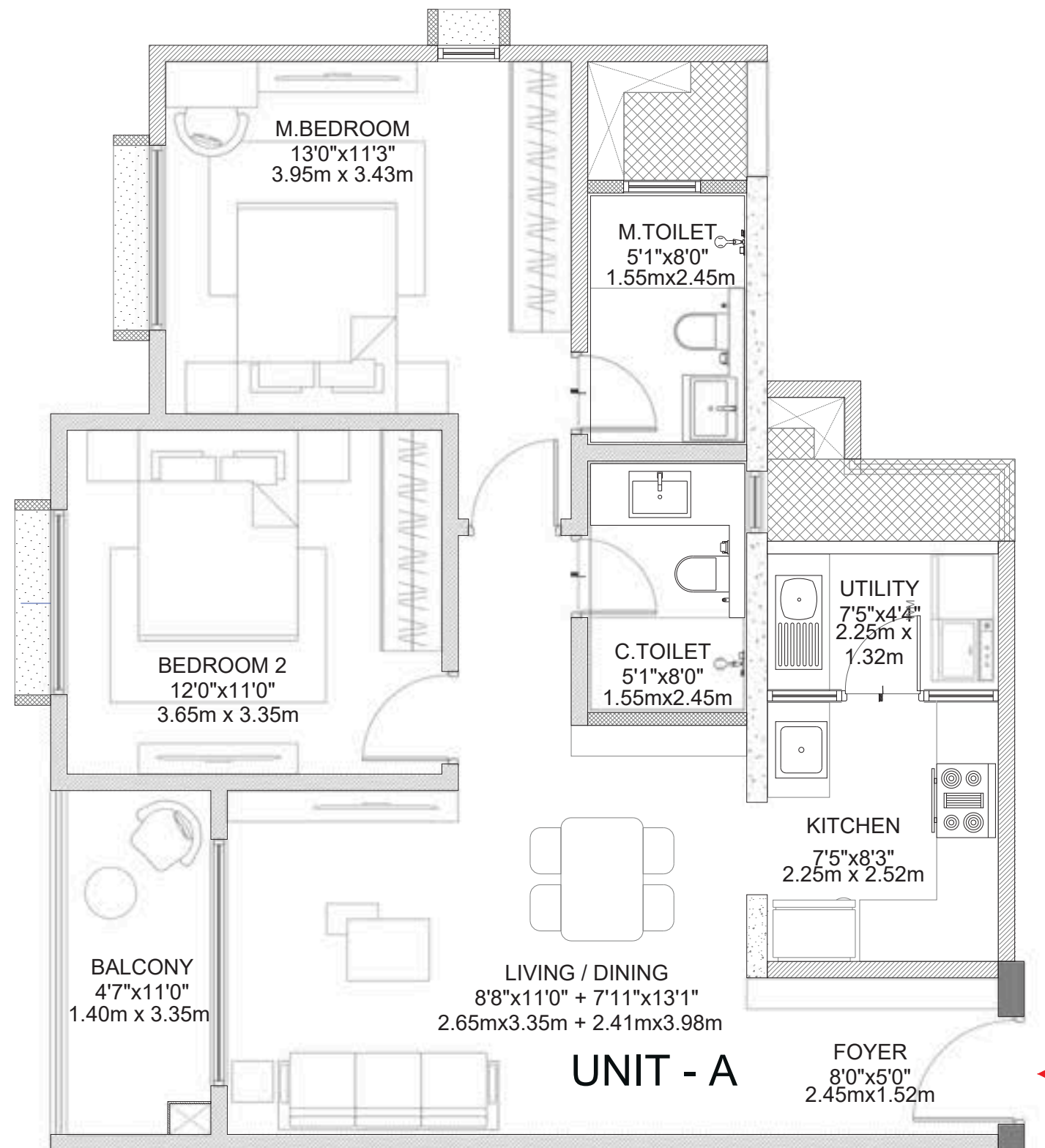
UTILITY AREA
3.23 Sq. Mts. (34.81 Sq. Ft.)

SALEABLE AREA
112.98 Sq. Mts. (1216.06 Sq. Ft.)

UNIT NUMBERS

A-003 & A-103

KEYPLAN



NOTE:

1. ALL DIMENSIONS MENTIONED ARE STRUCTURE TO STRUCTURE DIMENSIONS AND INCLUDES LEDGES.
2. CARPET AREA IS CALCULATED FROM THE UNFINISHED WALL.
3. CARPET AREA INCLUDES TOILET LEDGE WALLS.
4. BALCONY DIMENSIONS DOESN'T INCLUDE UPSTAND BELOW RAILING.
5. ORIENTATION OF THE ENTRY DOOR VARIES BASED ON THE UNIT'S LOCATION.



1 m² = 10.764 Sq. Ft.

GODREJ VANANTARA

UNIT TYPE	2 BHK + 2T
TOWER NO	B & D
BUILDING NUMBER	1
FLOORS	GROUND & FIRST

UNIT - A (TYPE-2)

RERA CARPET AREA
69.46 Sq. Mts. (747.62 Sq. Ft.)

BALCONY AREA
4.69 Sq. Mts. (50.48 Sq. Ft.)

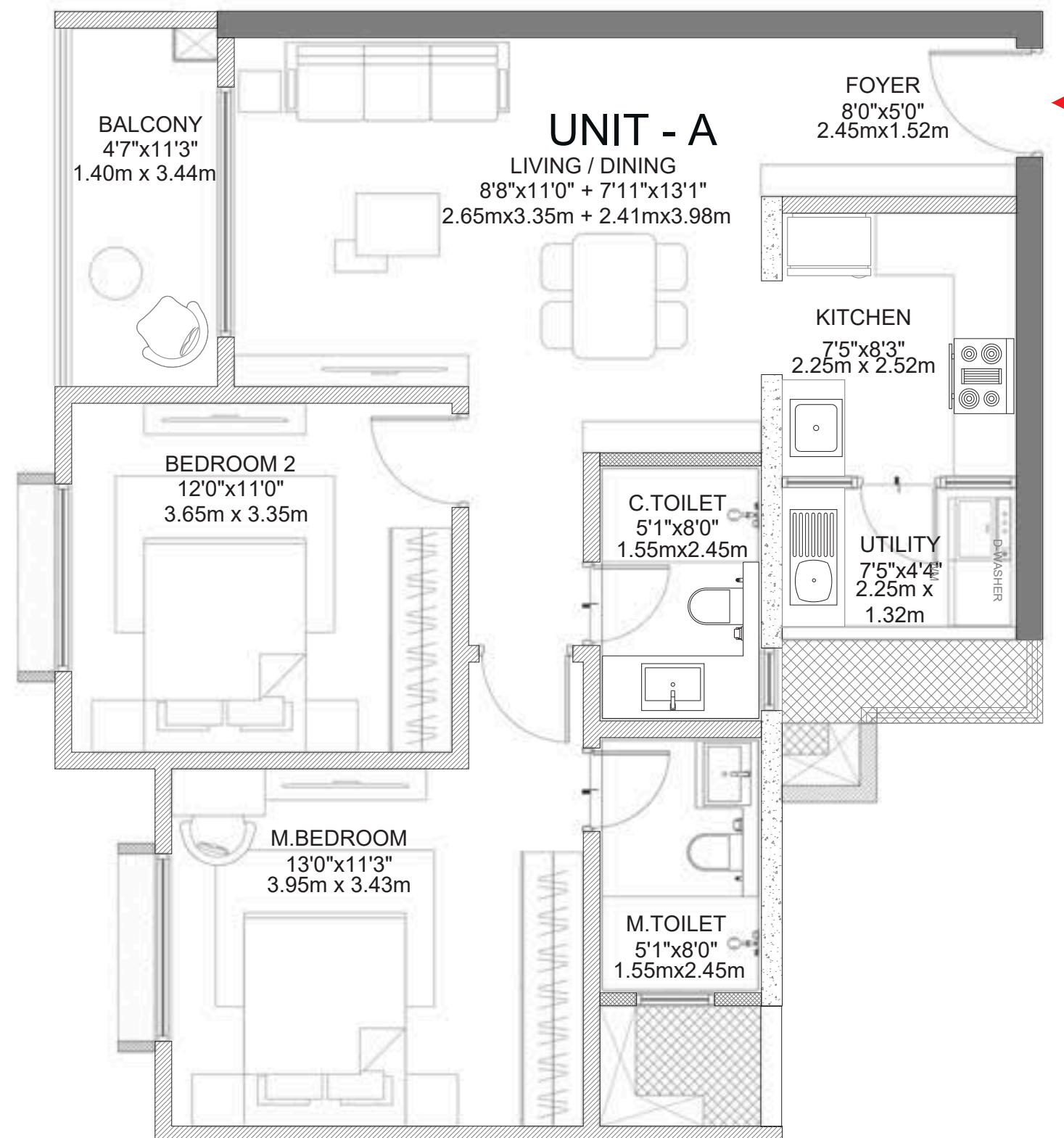
UTILITY AREA
3.23 Sq. Mts. (34.81 Sq. Ft.)

SALEABLE AREA
112.98 Sq. Mts. (1216.06 Sq. Ft.)

UNIT NUMBERS

B-002, B-102, D-002 & D-102

KEYPLAN



NOTE:

1. ALL DIMENSIONS MENTIONED ARE STRUCTURE TO STRUCTURE DIMENSIONS AND INCLUDES LEDGES.
2. CARPET AREA IS CALCULATED FROM THE UNFINISHED WALL.
3. CARPET AREA INCLUDES TOILET LEDGE WALLS.
4. BALCONY DIMENSIONS DOESN'T INCLUDE UPSTAND BELOW RAILING.
5. ORIENTATION OF THE ENTRY DOOR VARIES BASED ON THE UNIT'S LOCATION.



1 m² = 10.764 Sq. Ft.

GODREJ VANANTARA

UNIT TYPE	2 BHK + 2T
TOWER NO	C
BUILDING NUMBER	1
FLOORS	GROUND & FIRST

UNIT - A (TYPE-3)

RERA CARPET AREA
69.46 Sq. Mts. (747.62 Sq. Ft.)

BALCONY AREA
4.69 Sq. Mts. (50.48 Sq. Ft.)

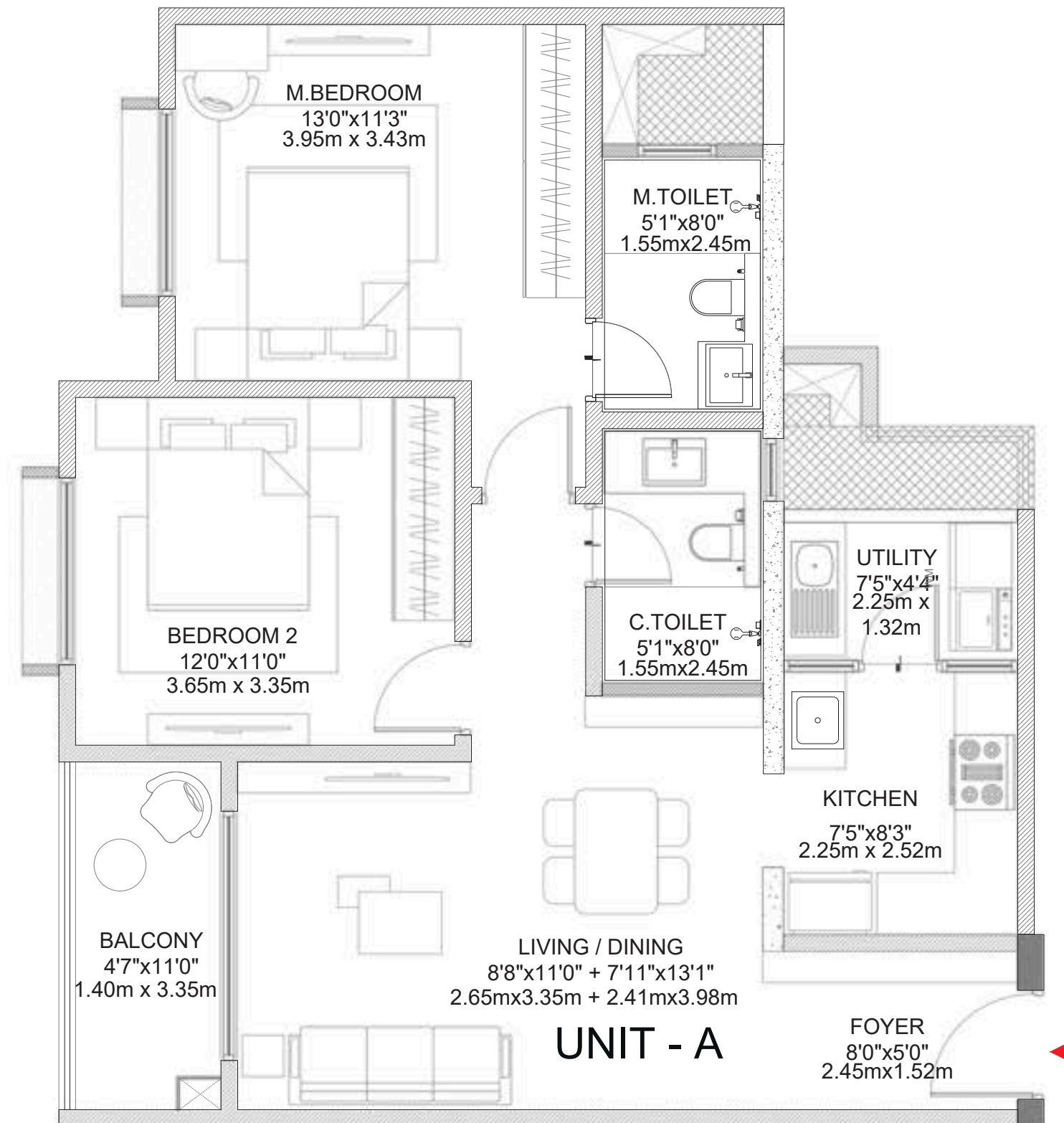
UTILITY AREA
3.23 Sq. Mts. (34.81 Sq. Ft.)

SALEABLE AREA
112.98 Sq. Mts. (1216.06 Sq. Ft.)

UNIT NUMBERS

C-003 & C-103

KEYPLAN



NOTE:

1. ALL DIMENSIONS MENTIONED ARE STRUCTURE TO STRUCTURE DIMENSIONS AND INCLUDES LEDGES.
2. CARPET AREA IS CALCULATED FROM THE UNFINISHED WALL.
3. CARPET AREA INCLUDES TOILET LEDGE WALLS.
4. BALCONY DIMENSIONS DOESN'T INCLUDE UPSTAND BELOW RAILING.
5. ORIENTATION OF THE ENTRY DOOR VARIES BASED ON THE UNIT'S LOCATION.



1 m² = 10.764 Sq. Ft.

GODREJ VANANTARA

UNIT TYPE	2 BHK + 2T
TOWER NO	E
BUILDING NUMBER	1
FLOORS	GROUND & FIRST

UNIT - A (TYPE-4)

RERA CARPET AREA
69.46 Sq. Mts. (747.62 Sq. Ft.)

BALCONY AREA
4.69 Sq. Mts. (50.48 Sq. Ft.)

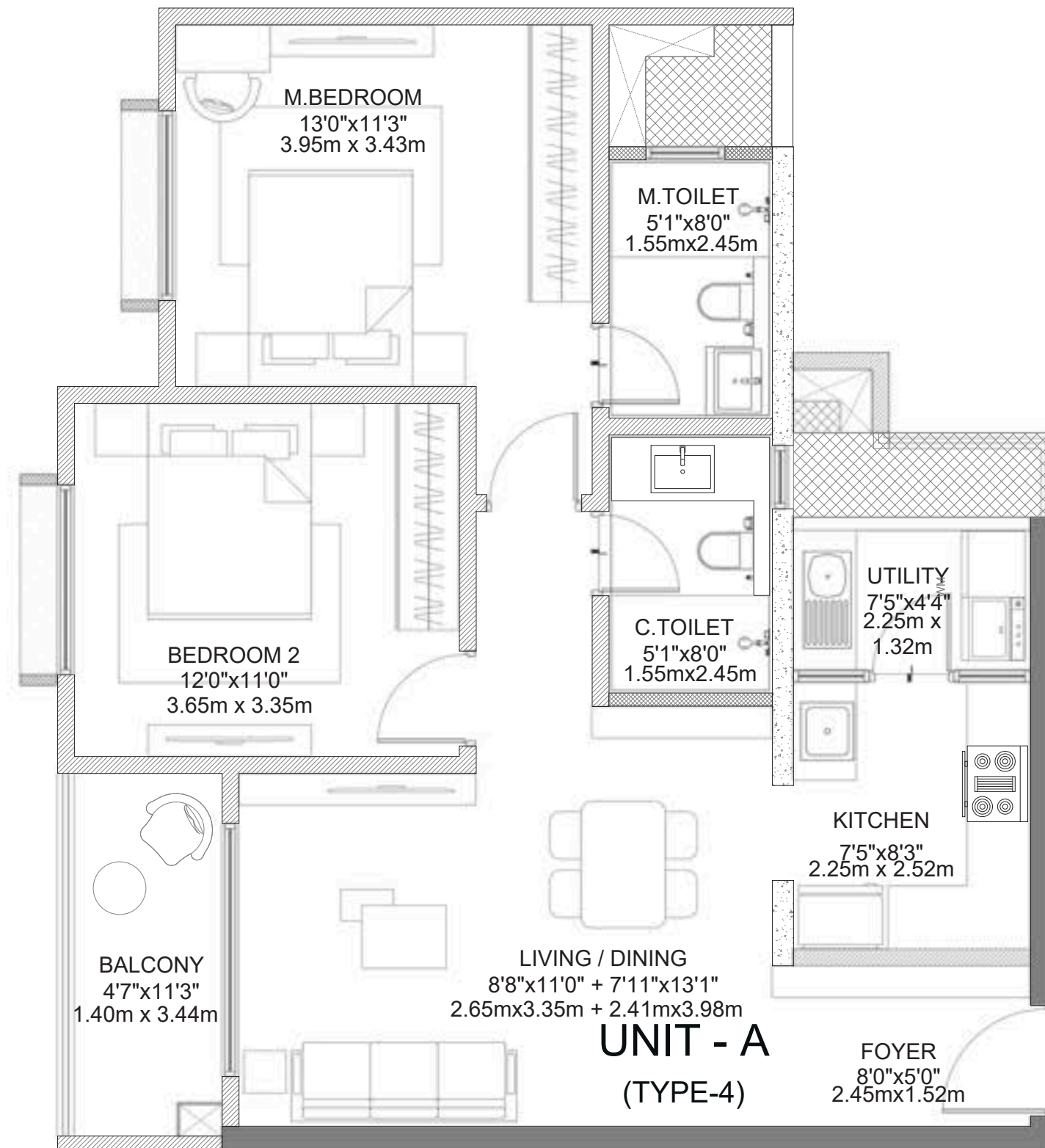
UTILITY AREA
3.23 Sq. Mts. (34.81 Sq. Ft.)

SALEABLE AREA
112.98 Sq. Mts. (1216.06 Sq. Ft.)

UNIT NUMBERS

E-003 & E-103

KEYPLAN



NOTE:

1. ALL DIMENSIONS MENTIONED ARE STRUCTURE TO STRUCTURE DIMENSIONS AND INCLUDES LEDGES.
2. CARPET AREA IS CALCULATED FROM THE UNFINISHED WALL.
3. CARPET AREA INCLUDES TOILET LEDGE WALLS.
4. BALCONY DIMENSIONS DOESN'T INCLUDE UPSTAND BELOW RAILING.
5. ORIENTATION OF THE ENTRY DOOR VARIES BASED ON THE UNIT'S LOCATION.



1 m² = 10.764 Sq. Ft.

GODREJ VANANTARA

UNIT TYPE	2 BHK + 2T
TOWER NO	A
BUILDING NUMBER	1
FLOORS	3rd - 30 th Floor

UNIT - A (TYPE-5)

RERA CARPET AREA
69.46 Sq. Mts. (747.62 Sq. Ft.)

BALCONY AREA
4.69 Sq. Mts. (50.48 Sq. Ft.)

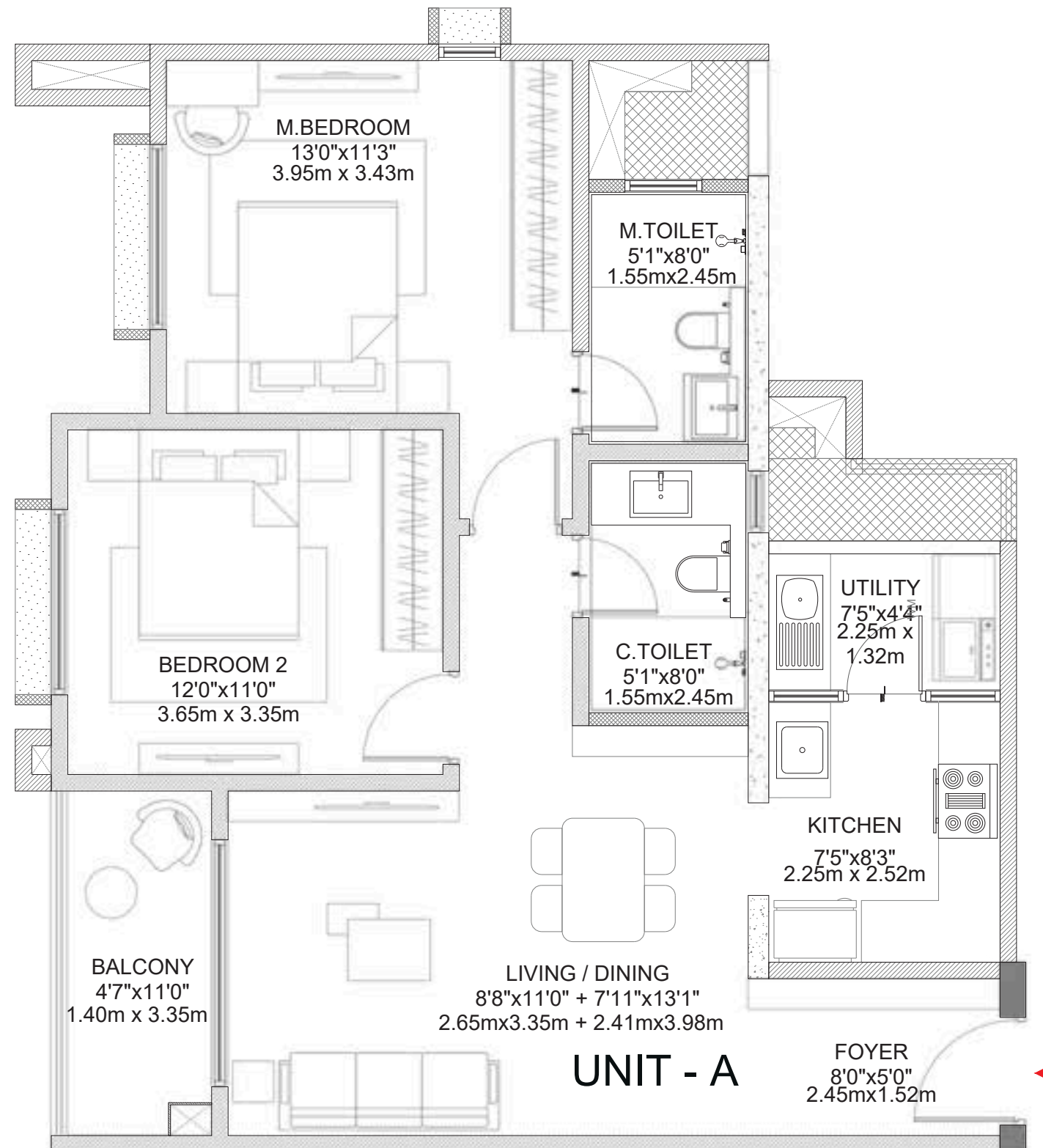
UTILITY AREA
3.23 Sq. Mts. (34.81 Sq. Ft.)

SALEABLE AREA
112.98 Sq. Mts. (1216.06 Sq. Ft.)

UNIT NUMBERS

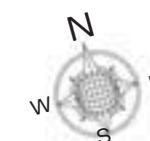
A-303 - A-3003

KEYPLAN



NOTE:

1. ALL DIMENSIONS MENTIONED ARE STRUCTURE TO STRUCTURE DIMENSIONS AND INCLUDES LEDGES.
2. CARPET AREA IS CALCULATED FROM THE UNFINISHED WALL.
3. CARPET AREA INCLUDES TOILET LEDGE WALLS.
4. BALCONY DIMENSIONS DOESN'T INCLUDE UPSTAND BELOW RAILING.
5. ORIENTATION OF THE ENTRY DOOR VARIES BASED ON THE UNIT'S LOCATION.



1 m² = 10.764 Sq. Ft.

GODREJ VANANTARA

UNIT TYPE	2 BHK + 2T
TOWER NO	A, B, C & D
BUILDING NUMBER	1
FLOORS	3rd - 30 th Floor

UNIT - A (TYPE-6)

RERA CARPET AREA
69.46 Sq. Mts. (747.62 Sq. Ft.)

BALCONY AREA
4.69 Sq. Mts. (50.48 Sq. Ft.)

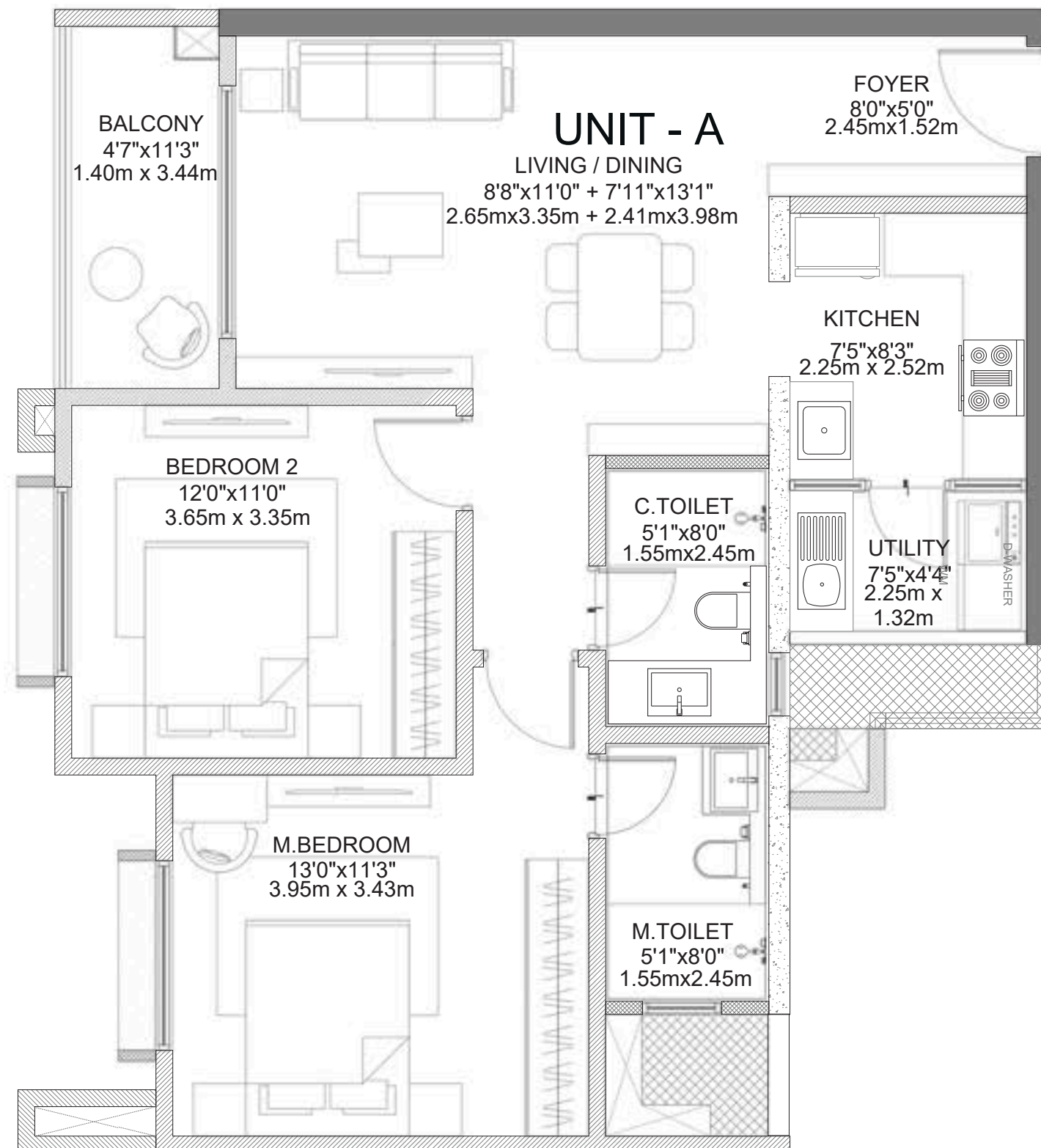
UTILITY AREA
3.23 Sq. Mts. (34.81 Sq. Ft.)

SALEABLE AREA
112.98 Sq. Mts. (1216.06 Sq. Ft.)

UNIT NUMBERS

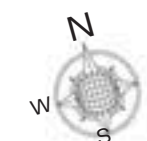
A-302 - A-3002, B-302 - B-3002,
C-302 - C-3002, D-302 - D-3002

KEYPLAN



NOTE:

1. ALL DIMENSIONS MENTIONED ARE STRUCTURE TO STRUCTURE DIMENSIONS AND INCLUDES LEDGES.
2. CARPET AREA IS CALCULATED FROM THE UNFINISHED WALL.
3. CARPET AREA INCLUDES TOILET LEDGE WALLS.
4. BALCONY DIMENSIONS DOESN'T INCLUDE UPSTAND BELOW RAILING.
5. ORIENTATION OF THE ENTRY DOOR VARIES BASED ON THE UNIT'S LOCATION.



1 m² = 10.764 Sq. Ft.

GODREJ VANANTARA

UNIT TYPE	2 BHK + 2T
TOWER NO	B, C & D
BUILDING NUMBER	1
FLOORS	3rd - 30 th Floor

UNIT - A (TYPE-7)

RERA CARPET AREA
69.46 Sq. Mts. (747.62 Sq. Ft.)

BALCONY AREA
4.69 Sq. Mts. (50.48 Sq. Ft.)

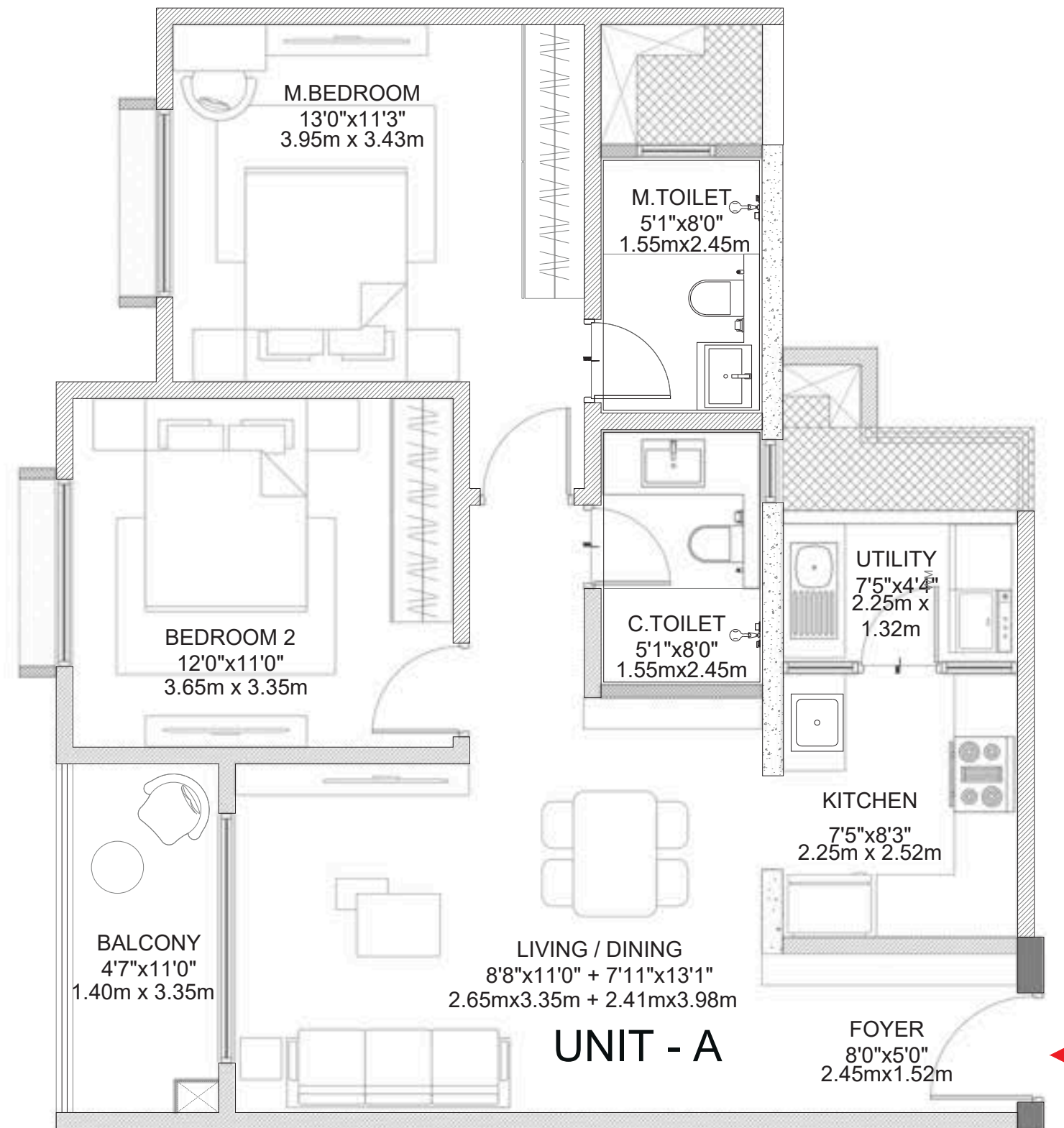
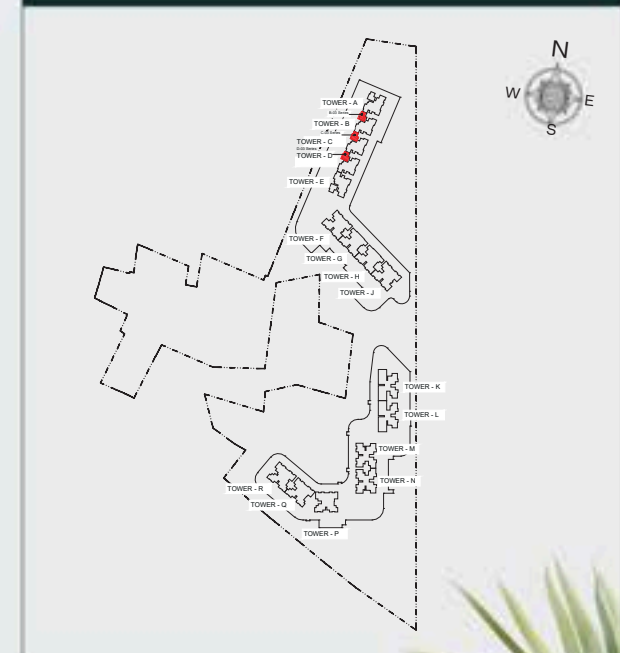
UTILITY AREA
3.23 Sq. Mts. (34.81 Sq. Ft.)

SALEABLE AREA
112.98 Sq. Mts. (1216.06 Sq. Ft.)

UNIT NUMBERS

B-303 - B-3003,
C-303 - C-3003, D-303 - D-3003

KEYPLAN



NOTE:

1. ALL DIMENSIONS MENTIONED ARE STRUCTURE TO STRUCTURE DIMENSIONS AND INCLUDES LEDGES.
2. CARPET AREA IS CALCULATED FROM THE UNFINISHED WALL.
3. CARPET AREA INCLUDES TOILET LEDGE WALLS.
4. BALCONY DIMENSIONS DOESN'T INCLUDE UPSTAND BELOW RAILING.
5. ORIENTATION OF THE ENTRY DOOR VARIES BASED ON THE UNIT'S LOCATION.



1 m² = 10.764 Sq. Ft.

GODREJ VANANTARA

UNIT TYPE	2 BHK + 2T
TOWER NO	E
BUILDING NUMBER	1
FLOORS	3rd - 30 th Floor

UNIT - A (TYPE-8)

RERA CARPET AREA
69.46 Sq. Mts. (747.62 Sq. Ft.)

BALCONY AREA
4.69 Sq. Mts. (50.48 Sq. Ft.)

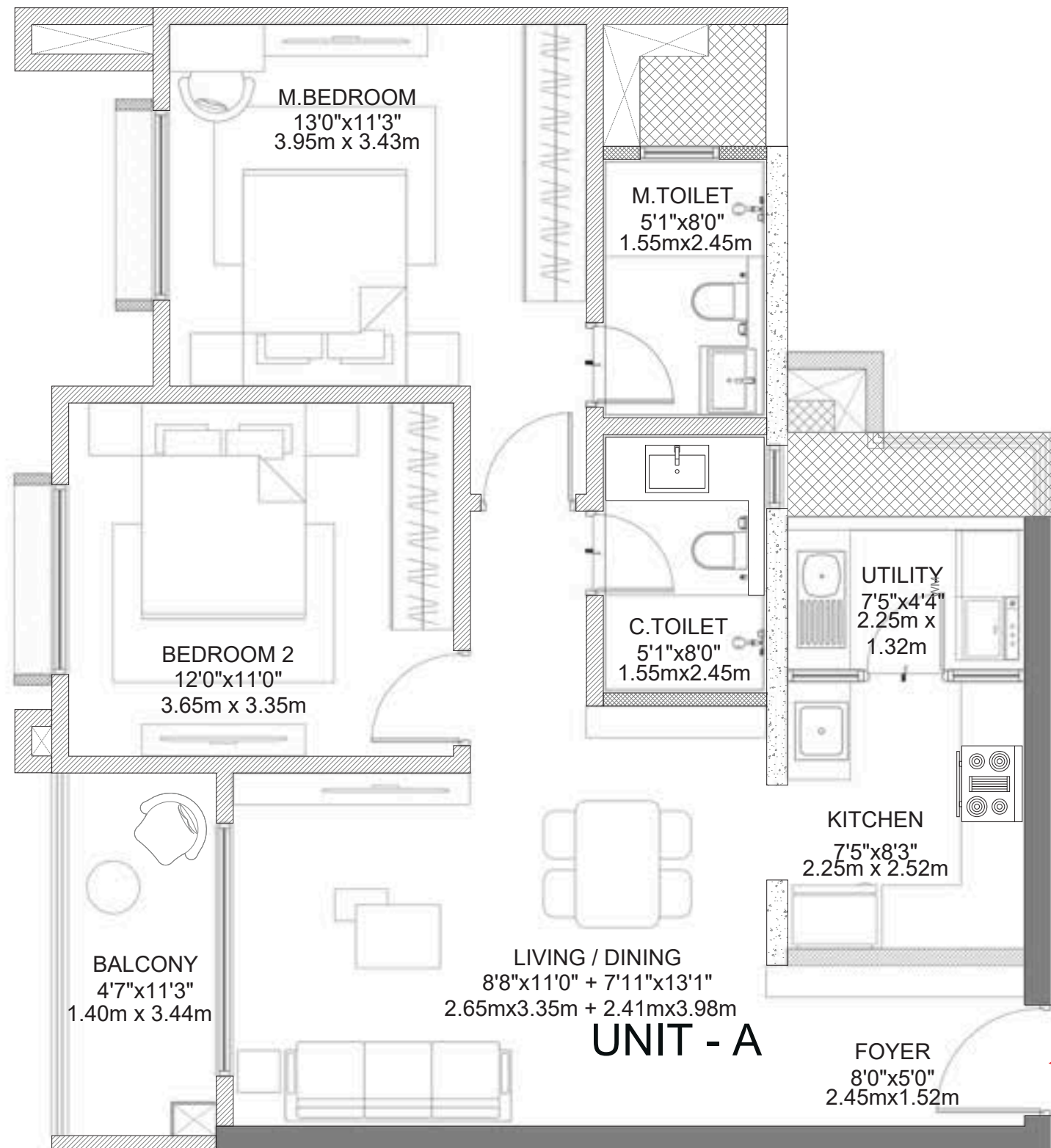
UTILITY AREA
3.23 Sq. Mts. (34.81 Sq. Ft.)

SALEABLE AREA
112.98 Sq. Mts. (1216.06 Sq. Ft.)

UNIT NUMBERS

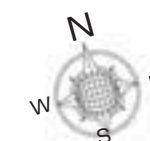
E-303 - E-3003

KEYPLAN



NOTE:

1. ALL DIMENSIONS MENTIONED ARE STRUCTURE TO STRUCTURE DIMENSIONS AND INCLUDES LEDGES.
2. CARPET AREA IS CALCULATED FROM THE UNFINISHED WALL.
3. CARPET AREA INCLUDES TOILET LEDGE WALLS.
4. BALCONY DIMENSIONS DOESN'T INCLUDE UPSTAND BELOW RAILING.
5. ORIENTATION OF THE ENTRY DOOR VARIES BASED ON THE UNIT'S LOCATION.



1 m² = 10.764 Sq. Ft.

GODREJ VANANTARA

UNIT TYPE	2 BHK + 2T
TOWER NO	E
BUILDING NUMBER	1
FLOORS	3rd - 30 th Floor

UNIT - A (TYPE-9)

RERA CARPET AREA
69.46 Sq. Mts. (747.62 Sq. Ft.)

BALCONY AREA
4.69 Sq. Mts. (50.48 Sq. Ft.)

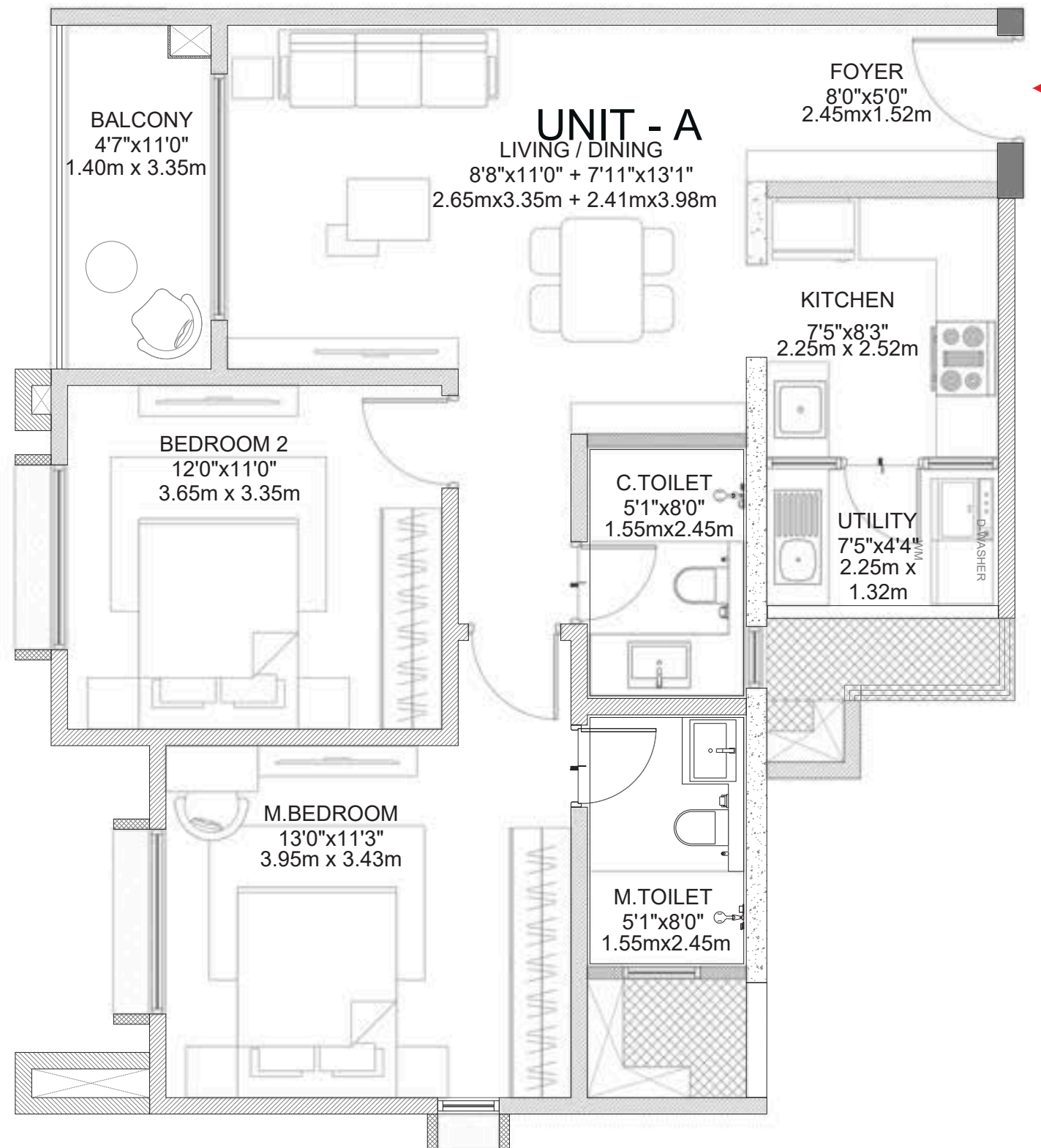
UTILITY AREA
3.23 Sq. Mts. (34.81 Sq. Ft.)

SALEABLE AREA
112.98 Sq. Mts. (1216.06 Sq. Ft.)

UNIT NUMBERS

E-302 - E-3002

KEYPLAN



NOTE:

1. ALL DIMENSIONS MENTIONED ARE STRUCTURE TO STRUCTURE DIMENSIONS AND INCLUDES LEDGES.
2. CARPET AREA IS CALCULATED FROM THE UNFINISHED WALL.
3. CARPET AREA INCLUDES TOILET LEDGE WALLS.
4. BALCONY DIMENSIONS DOESN'T INCLUDE UPSTAND BELOW RAILING.
5. ORIENTATION OF THE ENTRY DOOR VARIES BASED ON THE UNIT'S LOCATION.



1 m² = 10.764 Sq. Ft.

GODREJ VANANTARA

UNIT TYPE	2 BHK + 2T
TOWER NO	A, B, C & D
BUILDING NUMBER	1
FLOORS	GROUND & FIRST

UNIT - B (TYPE-1)

RERA CARPET AREA
73.44 Sq. Mts. (790.53 Sq. Ft.)

BALCONY AREA
5.73 Sq. Mts. (61.66 Sq. Ft.)

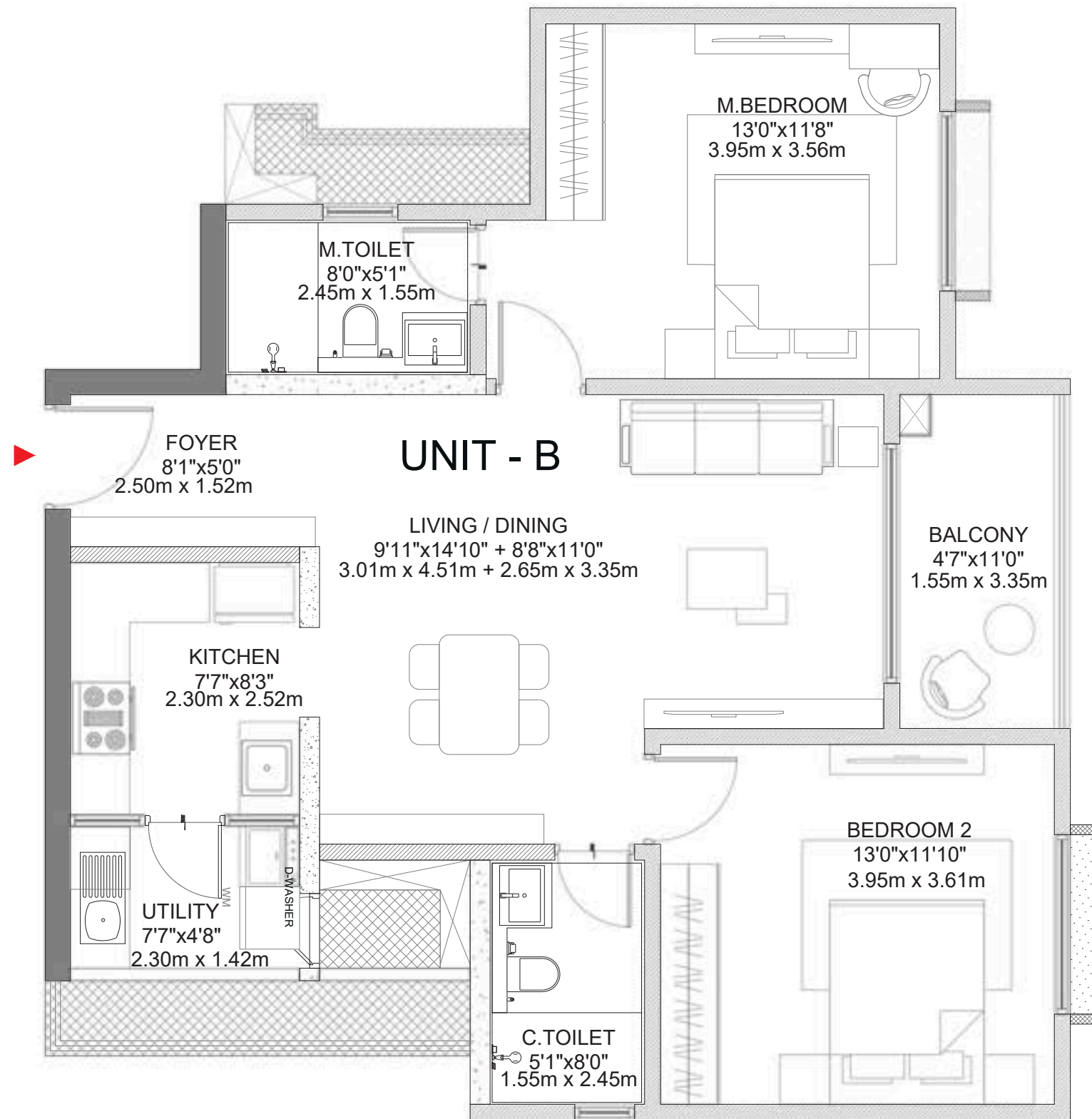
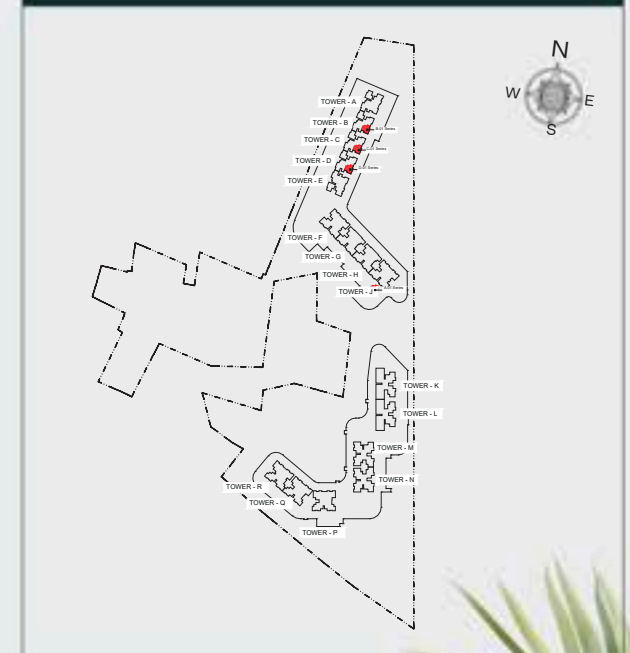
UTILITY AREA
3.27 Sq. Mts. (35.16 Sq. Ft.)

SALEABLE AREA
120.36 Sq. Mts. (1295.52 Sq. Ft.)

UNIT NUMBERS

A-001, A-101, B-001, B-101,
C-001, C-101, D-001 & D-101

KEYPLAN



NOTE:

1. ALL DIMENSIONS MENTIONED ARE STRUCTURE TO STRUCTURE DIMENSIONS AND INCLUDES LEDGES.
2. CARPET AREA IS CALCULATED FROM THE UNFINISHED WALL.
3. CARPET AREA INCLUDES TOILET LEDGE WALLS.
4. BALCONY DIMENSIONS DOESN'T INCLUDE UPSTAND BELOW RAILING.
5. ORIENTATION OF THE ENTRY DOOR VARIES BASED ON THE UNIT'S LOCATION.



1 m² = 10.764 Sq. Ft.

GODREJ VANANTARA

UNIT TYPE	2 BHK + 2T
TOWER NO	B, C & D
BUILDING NUMBER	1
FLOORS	GROUND & FIRST

UNIT - B (TYPE-2)

RERA CARPET AREA
73.44 Sq. Mts. (790.53 Sq. Ft.)

BALCONY AREA
5.73 Sq. Mts. (61.66 Sq. Ft.)

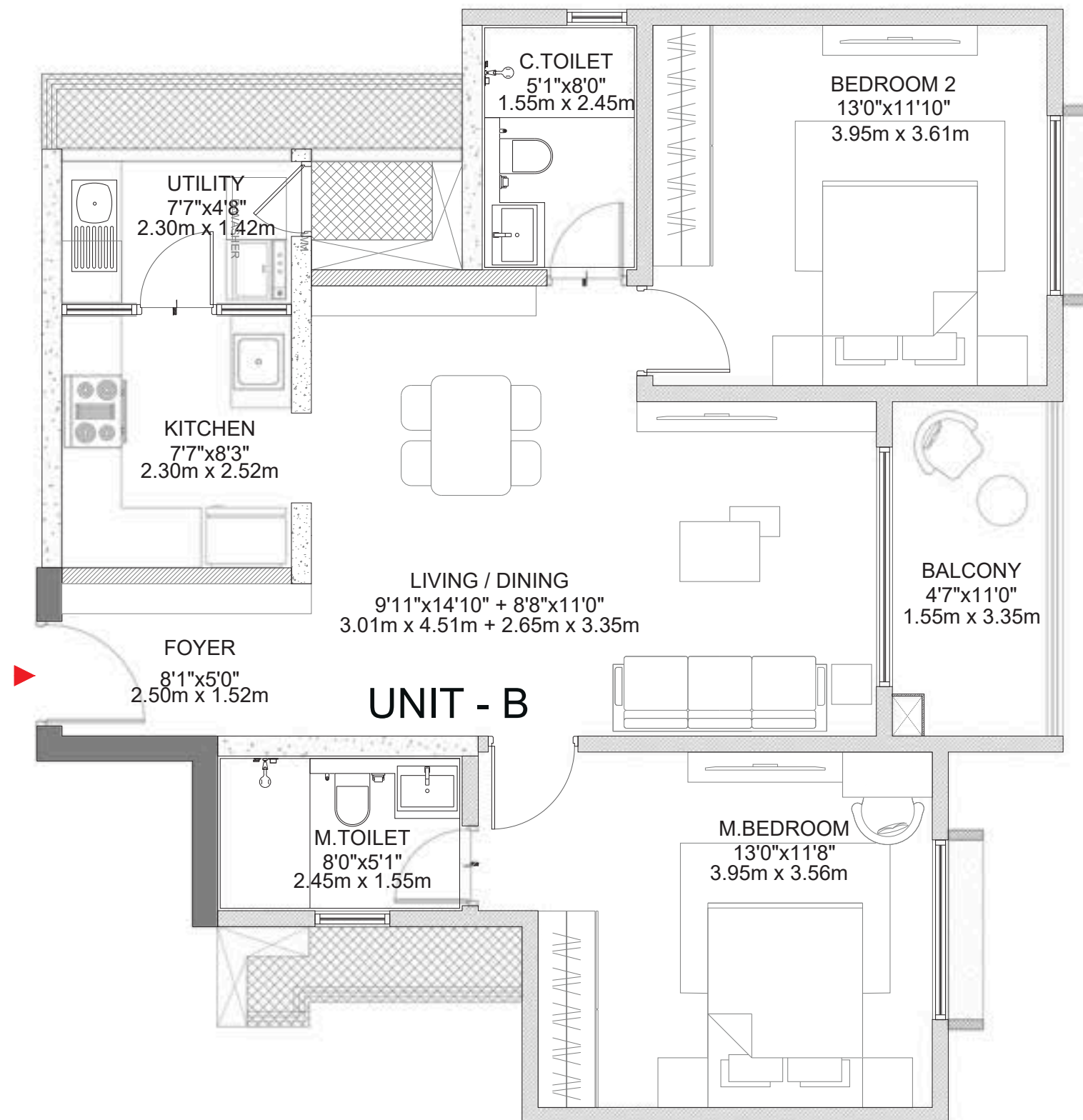
UTILITY AREA
3.27 Sq. Mts. (35.16 Sq. Ft.)

SALEABLE AREA
120.36 Sq. Mts. (1295.52 Sq. Ft.)

UNIT NUMBERS

B-004, B-104,
C-004, C-104, D-004 & D-104

KEYPLAN



NOTE:

1. ALL DIMENSIONS MENTIONED ARE STRUCTURE TO STRUCTURE DIMENSIONS AND INCLUDES LEDGES.
2. CARPET AREA IS CALCULATED FROM THE UNFINISHED WALL.
3. CARPET AREA INCLUDES TOILET LEDGE WALLS.
4. BALCONY DIMENSIONS DOESN'T INCLUDE UPSTAND BELOW RAILING.
5. ORIENTATION OF THE ENTRY DOOR VARIES BASED ON THE UNIT'S LOCATION.



1 m² = 10.764 Sq. Ft.

GODREJ VANANTARA

UNIT TYPE	2 BHK + 2T
TOWER NO	E
BUILDING NUMBER	1
FLOORS	GROUND & FIRST

UNIT - B (TYPE-3)

RERA CARPET AREA
73.44 Sq. Mts. (790.53 Sq. Ft.)

BALCONY AREA
5.73 Sq. Mts. (61.66 Sq. Ft.)

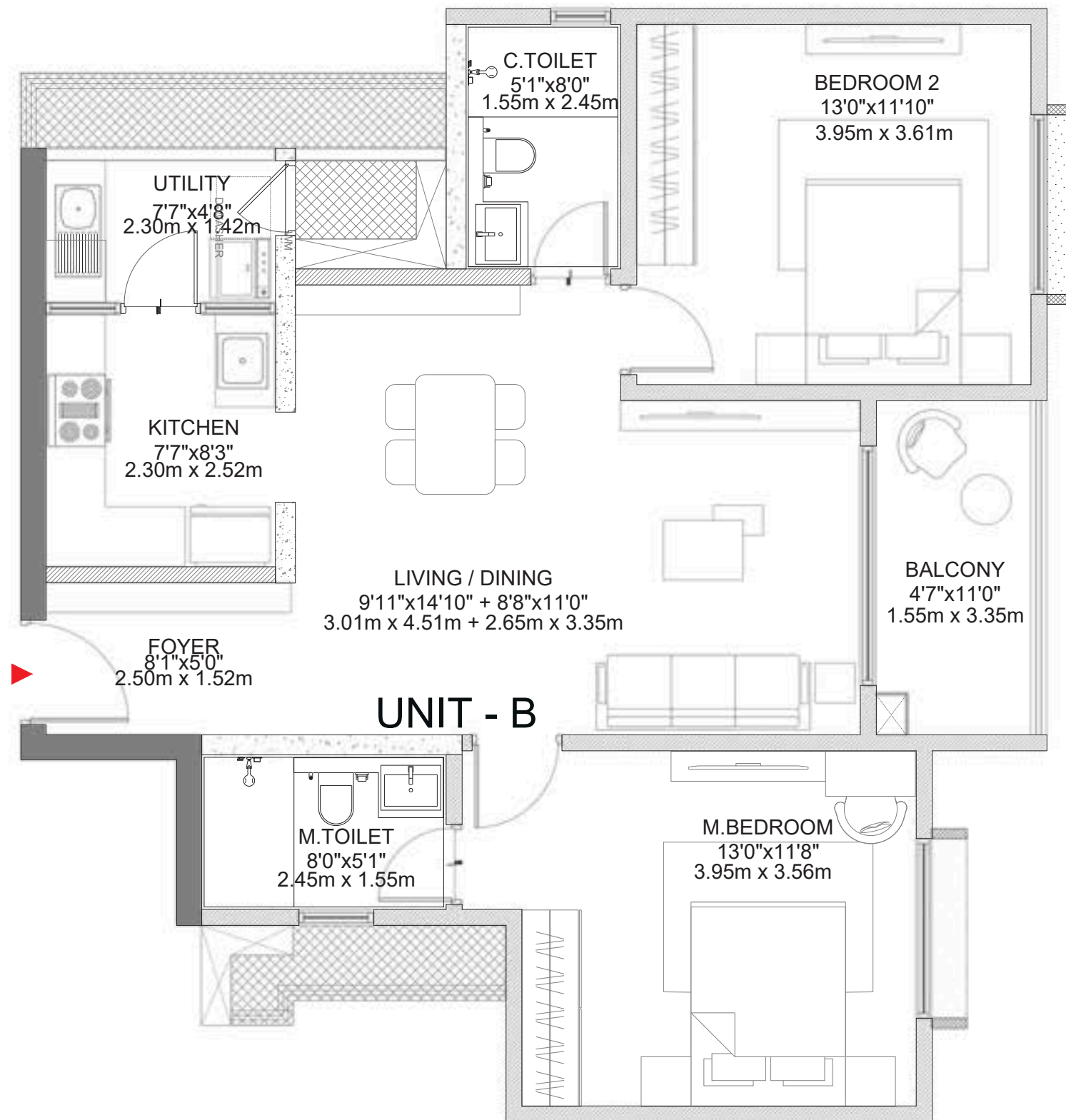
UTILITY AREA
3.27 Sq. Mts. (35.16 Sq. Ft.)

SALEABLE AREA
120.36 Sq. Mts. (1295.52 Sq. Ft.)

UNIT NUMBERS

E-004 & E-104

KEYPLAN



UNIT - B

NOTE:

1. ALL DIMENSIONS MENTIONED ARE STRUCTURE TO STRUCTURE DIMENSIONS AND INCLUDES LEDGES.
2. CARPET AREA IS CALCULATED FROM THE UNFINISHED WALL.
3. CARPET AREA INCLUDES TOILET LEDGE WALLS.
4. BALCONY DIMENSIONS DOESN'T INCLUDE UPSTAND BELOW RAILING.
5. ORIENTATION OF THE ENTRY DOOR VARIES BASED ON THE UNIT'S LOCATION.



1 m² = 10.764 Sq. Ft.

GODREJ VANANTARA

UNIT TYPE	2 BHK + 2T
TOWER NO	A, B, C & D
BUILDING NUMBER	1
FLOORS	3rd - 30 th Floor

UNIT - B (TYPE-4)

RERA CARPET AREA
73.44 Sq. Mts. (790.53 Sq. Ft.)

BALCONY AREA
5.73 Sq. Mts. (61.66 Sq. Ft.)

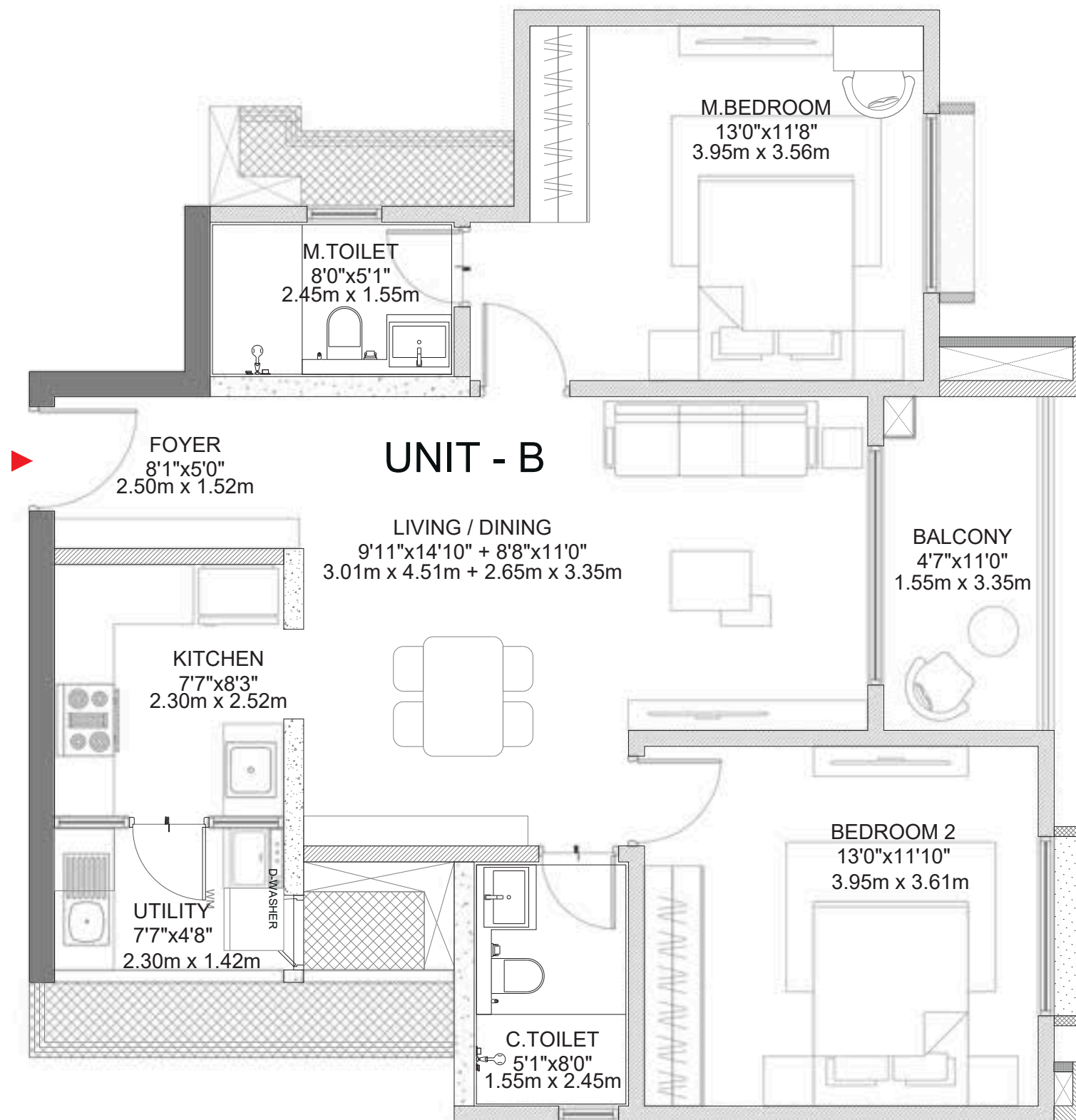
UTILITY AREA
3.27 Sq. Mts. (35.16 Sq. Ft.)

SALEABLE AREA
120.36 Sq. Mts. (1295.52 Sq. Ft.)

UNIT NUMBERS

A-301 - A-3001, B-301 - B-3001, C-301 - C-3001, D-301 - D-3001

KEYPLAN



NOTE:

1. ALL DIMENSIONS MENTIONED ARE STRUCTURE TO STRUCTURE DIMENSIONS AND INCLUDES LEDGES.
2. CARPET AREA IS CALCULATED FROM THE UNFINISHED WALL.
3. CARPET AREA INCLUDES TOILET LEDGE WALLS.
4. BALCONY DIMENSIONS DOESN'T INCLUDE UPSTAND BELOW RAILING.
5. ORIENTATION OF THE ENTRY DOOR VARIES BASED ON THE UNIT'S LOCATION.



1 m² = 10.764 Sq. Ft.

GODREJ VANANTARA

UNIT TYPE	2 BHK + 2T
TOWER NO	B, C & D
BUILDING NUMBER	1
FLOORS	3rd - 30 th Floor

UNIT - B (TYPE-5)

RERA CARPET AREA
73.44 Sq. Mts. (790.53 Sq. Ft.)

BALCONY AREA
5.73 Sq. Mts. (61.66 Sq. Ft.)

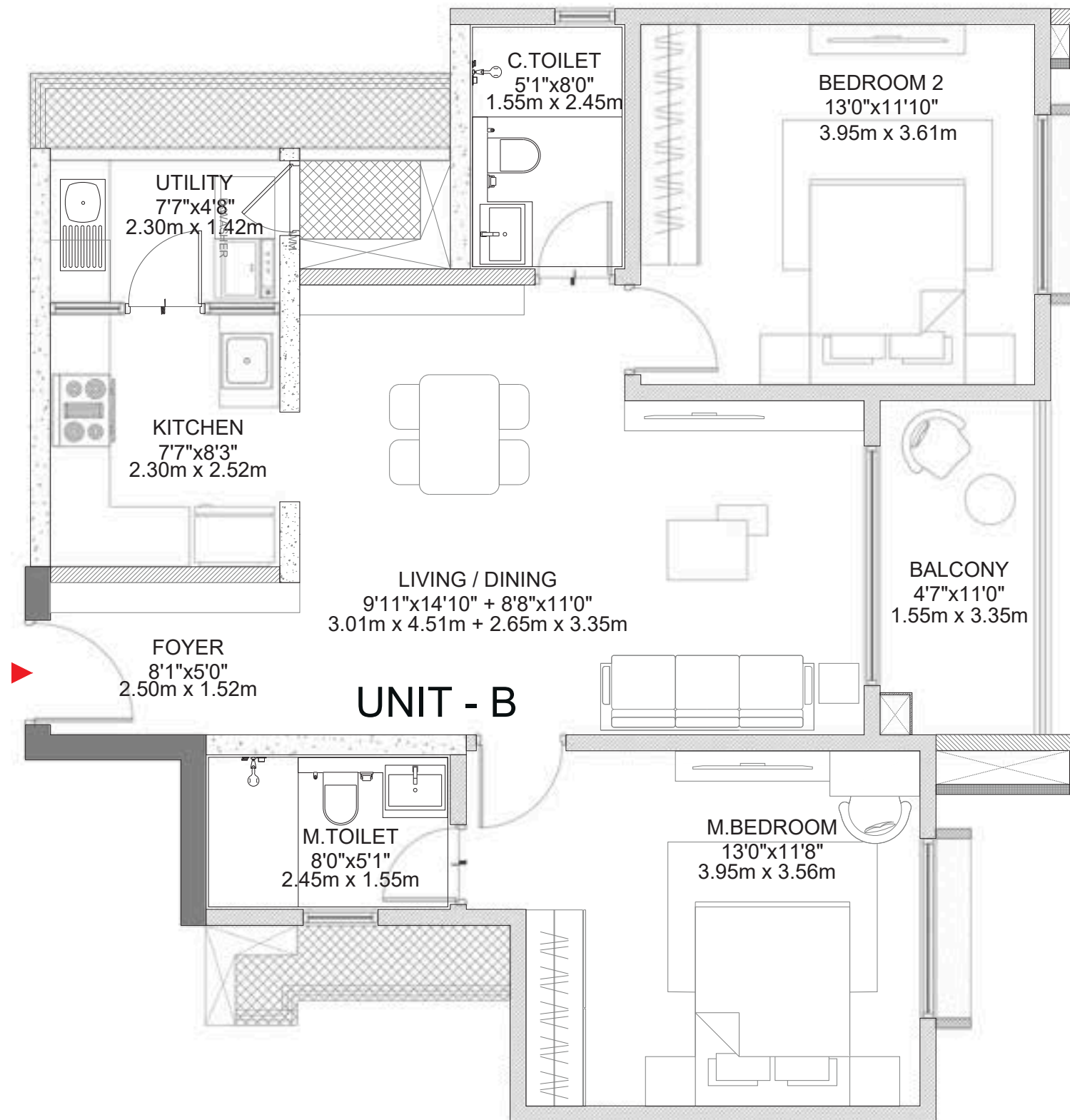
UTILITY AREA
3.27 Sq. Mts. (35.16 Sq. Ft.)

SALEABLE AREA
120.36 Sq. Mts. (1295.52 Sq. Ft.)

UNIT NUMBERS

B-304 - B-3004,
C-304 - C-3004, D-304 - D-3004

KEYPLAN



NOTE:

1. ALL DIMENSIONS MENTIONED ARE STRUCTURE TO STRUCTURE DIMENSIONS AND INCLUDES LEDGES.
2. CARPET AREA IS CALCULATED FROM THE UNFINISHED WALL.
3. CARPET AREA INCLUDES TOILET LEDGE WALLS.
4. BALCONY DIMENSIONS DOESN'T INCLUDE UPSTAND BELOW RAILING.
5. ORIENTATION OF THE ENTRY DOOR VARIES BASED ON THE UNIT'S LOCATION.



1 m² = 10.764 Sq. Ft.

GODREJ VANANTARA

UNIT TYPE	2 BHK + 2T
TOWER NO	E
BUILDING NUMBER	1
FLOORS	3rd - 30 th Floor

UNIT - B (TYPE-6)

RERA CARPET AREA
73.44 Sq. Mts. (790.53 Sq. Ft.)

BALCONY AREA
5.73 Sq. Mts. (61.66 Sq. Ft.)

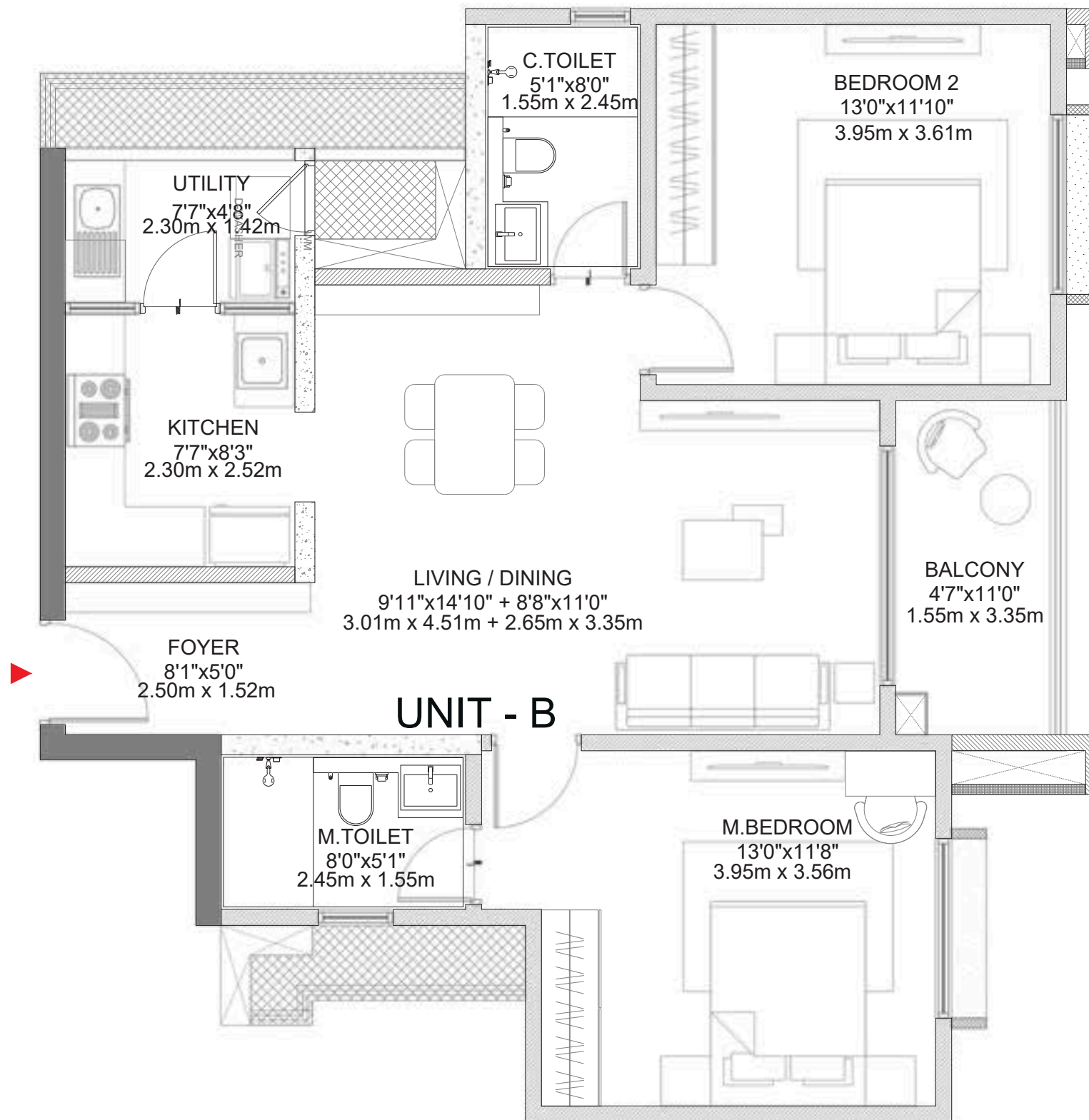
UTILITY AREA
3.27 Sq. Mts. (35.16 Sq. Ft.)

SALEABLE AREA
120.36 Sq. Mts. (1295.52 Sq. Ft.)

UNIT NUMBERS

E-304 - E-3004

KEYPLAN



NOTE:

1. ALL DIMENSIONS MENTIONED ARE STRUCTURE TO STRUCTURE DIMENSIONS AND INCLUDES LEDGES.
2. CARPET AREA IS CALCULATED FROM THE UNFINISHED WALL.
3. CARPET AREA INCLUDES TOILET LEDGE WALLS.
4. BALCONY DIMENSIONS DOESN'T INCLUDE UPSTAND BELOW RAILING.
5. ORIENTATION OF THE ENTRY DOOR VARIES BASED ON THE UNIT'S LOCATION.



1 m² = 10.764 Sq. Ft.

GODREJ VANANTARA

UNIT TYPE	3BHK + 3T
TOWER NO	A
BUILDING NUMBER	1
FLOORS	GROUND & FIRST

UNIT - D (TYPE-1)

RERA CARPET AREA
107.84 Sq. Mts. (1160.82 Sq. Ft.)

BALCONY AREA
10.22 Sq. Mts. (110.01 Sq. Ft.)

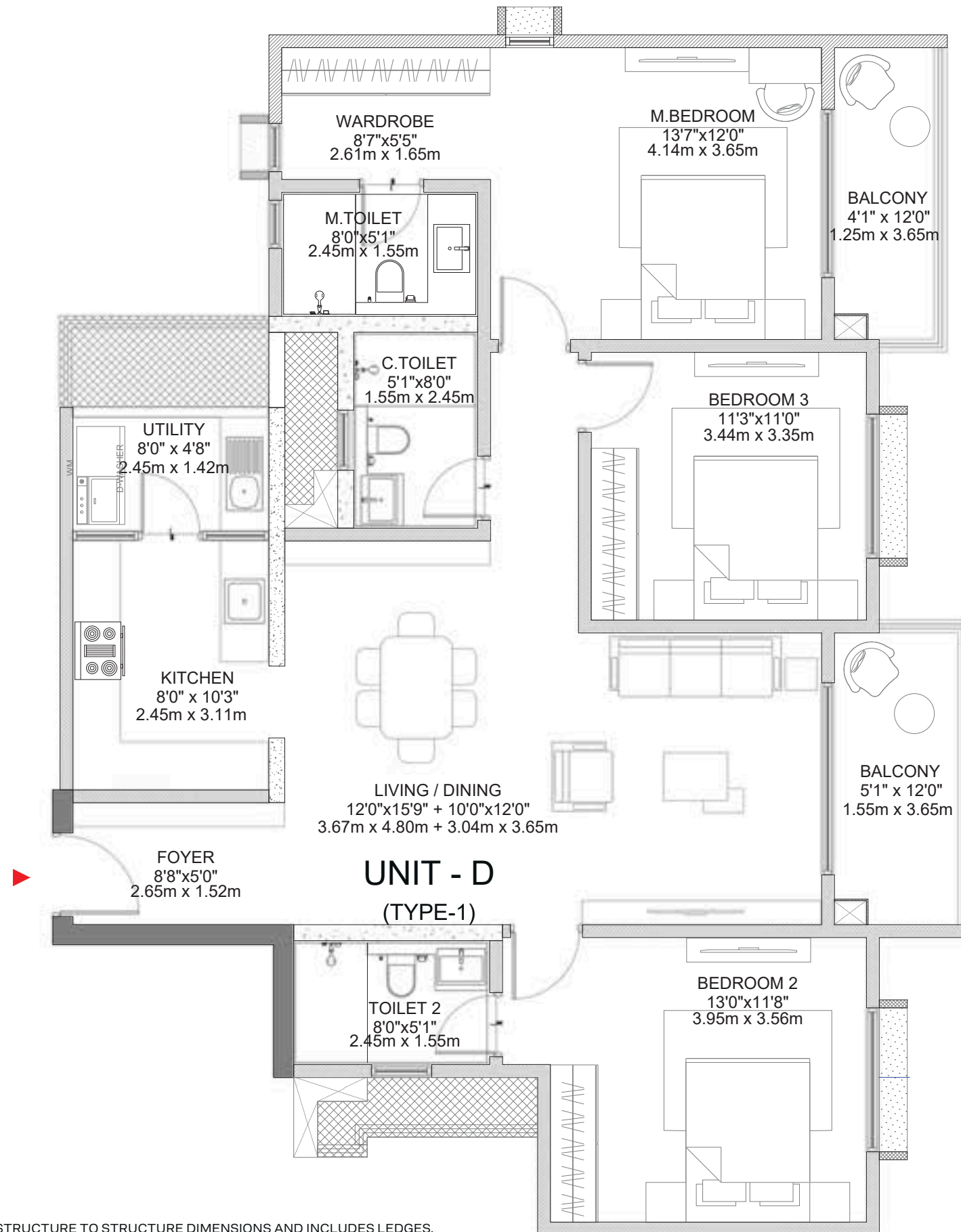
UTILITY AREA
3.48 Sq. Mts. (37.45 Sq. Ft.)

SALEABLE AREA
177.45 Sq. Mts. (1910.09 Sq. Ft.)

UNIT NUMBERS

A-004 & A-104

KEYPLAN



NOTE:

1. ALL DIMENSIONS MENTIONED ARE STRUCTURE TO STRUCTURE DIMENSIONS AND INCLUDES LEDGES.
2. CARPET AREA IS CALCULATED FROM THE UNFINISHED WALL.
3. CARPET AREA INCLUDES TOILET LEDGE WALLS.
4. BALCONY DIMENSIONS DOESN'T INCLUDE UPSTAND BELOW RAILING.
5. ORIENTATION OF THE ENTRY DOOR VARIES BASED ON THE UNIT'S LOCATION.



1 m² = 10.764 Sq. Ft.

GODREJ VANANTARA

UNIT TYPE	3BHK + 3T
TOWER NO	E
BUILDING NUMBER	1
FLOORS	GROUND & FIRST

UNIT - D (TYPE-2)

RERA CARPET AREA
107.84 Sq. Mts. (1160.82 Sq. Ft.)

BALCONY AREA
10.22 Sq. Mts. (110.01 Sq. Ft.)

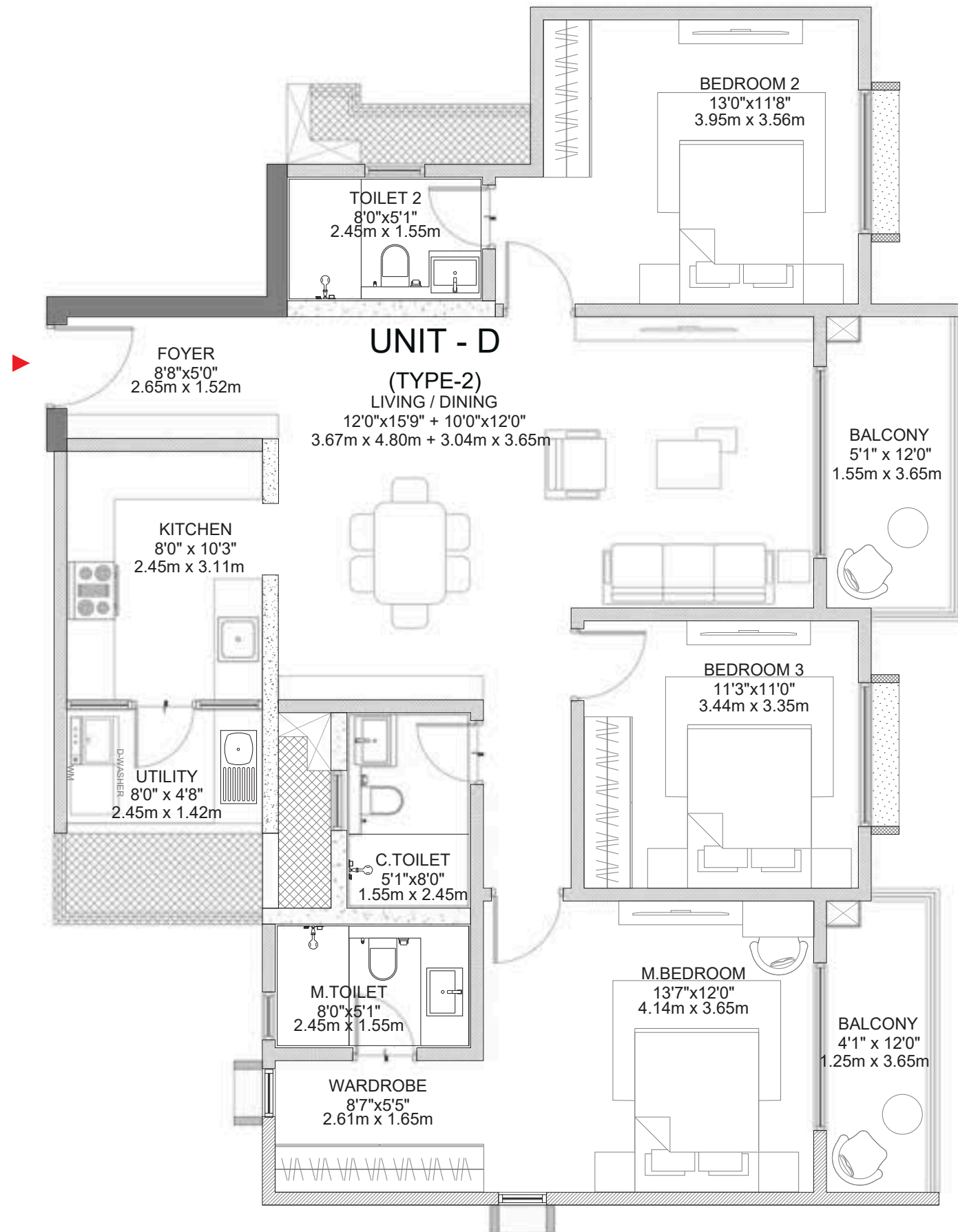
UTILITY AREA
3.48 Sq. Mts. (37.45 Sq. Ft.)

SALEABLE AREA
177.45Sq. Mts. (1910.09 Sq. Ft.)

UNIT NUMBERS

E-001 & E-101

KEYPLAN



NOTE:

1. ALL DIMENSIONS MENTIONED ARE STRUCTURE TO STRUCTURE DIMENSIONS AND INCLUDES LEDGES.
2. CARPET AREA IS CALCULATED FROM THE UNFINISHED WALL.
3. CARPET AREA INCLUDES TOILET LEDGE WALLS.
4. BALCONY DIMENSIONS DOESN'T INCLUDE UPSTAND BELOW RAILING.
5. ORIENTATION OF THE ENTRY DOOR VARIES BASED ON THE UNIT'S LOCATION.



1 m² = 10.764 Sq. Ft.

GODREJ VANANTARA

UNIT TYPE	3BHK + 3T
TOWER NO	A
BUILDING NUMBER	1
FLOORS	3rd - 30 th Floor

UNIT - D (TYPE-3)

RERA CARPET AREA
107.84 Sq. Mts. (1160.82 Sq. Ft.)

BALCONY AREA
10.22 Sq. Mts. (110.01 Sq. Ft.)

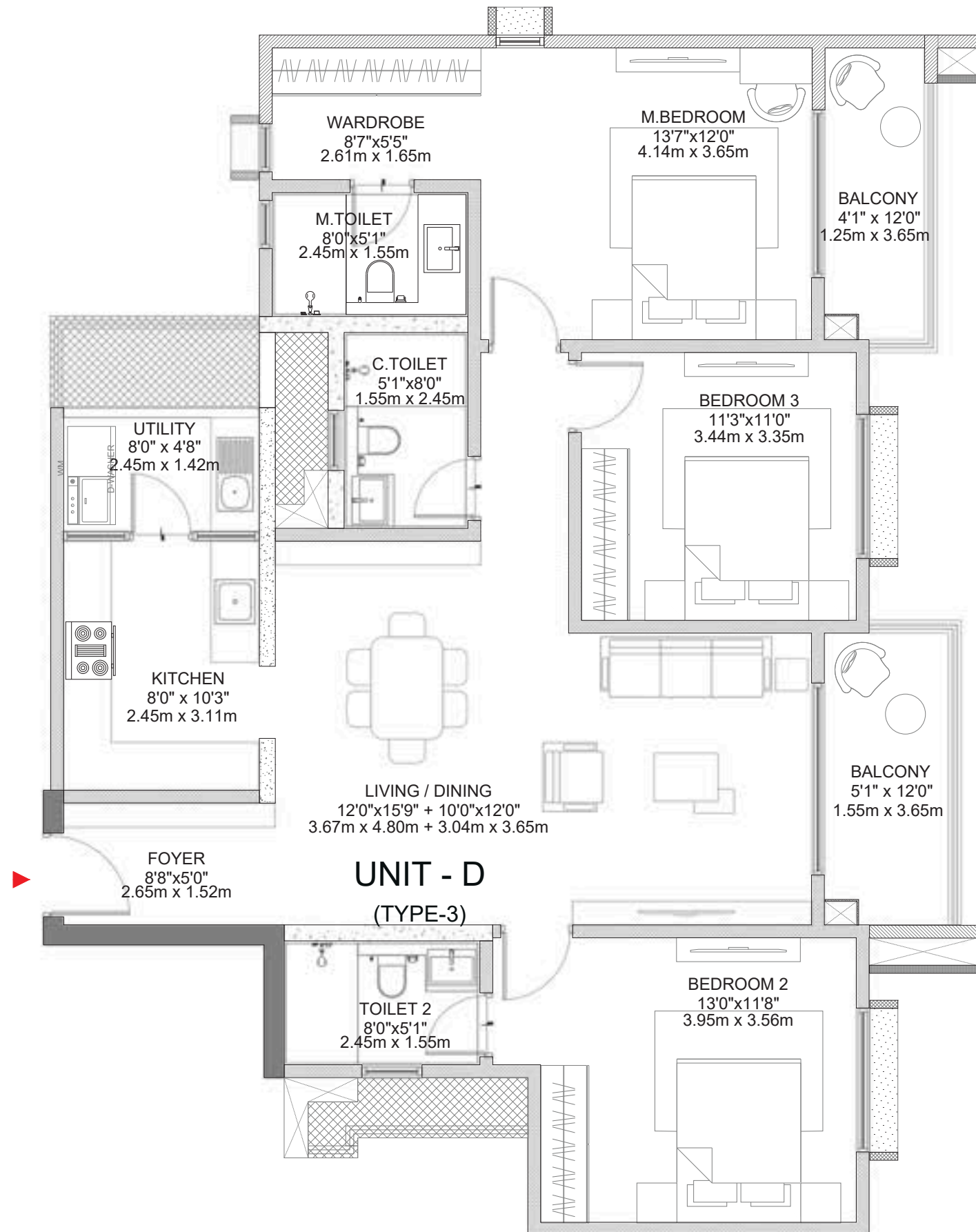
UTILITY AREA
3.48 Sq. Mts. (37.45 Sq. Ft.)

SALEABLE AREA
177.45 Sq. Mts. (1910.09 Sq. Ft.)

UNIT NUMBERS

A-304 - A-3004

KEYPLAN



NOTE:

1. ALL DIMENSIONS MENTIONED ARE STRUCTURE TO STRUCTURE DIMENSIONS AND INCLUDES LEDGES.
2. CARPET AREA IS CALCULATED FROM THE UNFINISHED WALL.
3. CARPET AREA INCLUDES TOILET LEDGE WALLS.
4. BALCONY DIMENSIONS DOESN'T INCLUDE UPSTAND BELOW RAILING.
5. ORIENTATION OF THE ENTRY DOOR VARIES BASED ON THE UNIT'S LOCATION.



1 m² = 10.764 Sq. Ft.

GODREJ VANANTARA

UNIT TYPE	3BHK + 3T
TOWER NO	E
BUILDING NUMBER	1
FLOORS	3rd - 30 th Floor

UNIT - D (TYPE-4)

RERA CARPET AREA
107.84 Sq. Mts. (1160.82 Sq. Ft.)

BALCONY AREA
10.22 Sq. Mts. (110.01 Sq. Ft.)

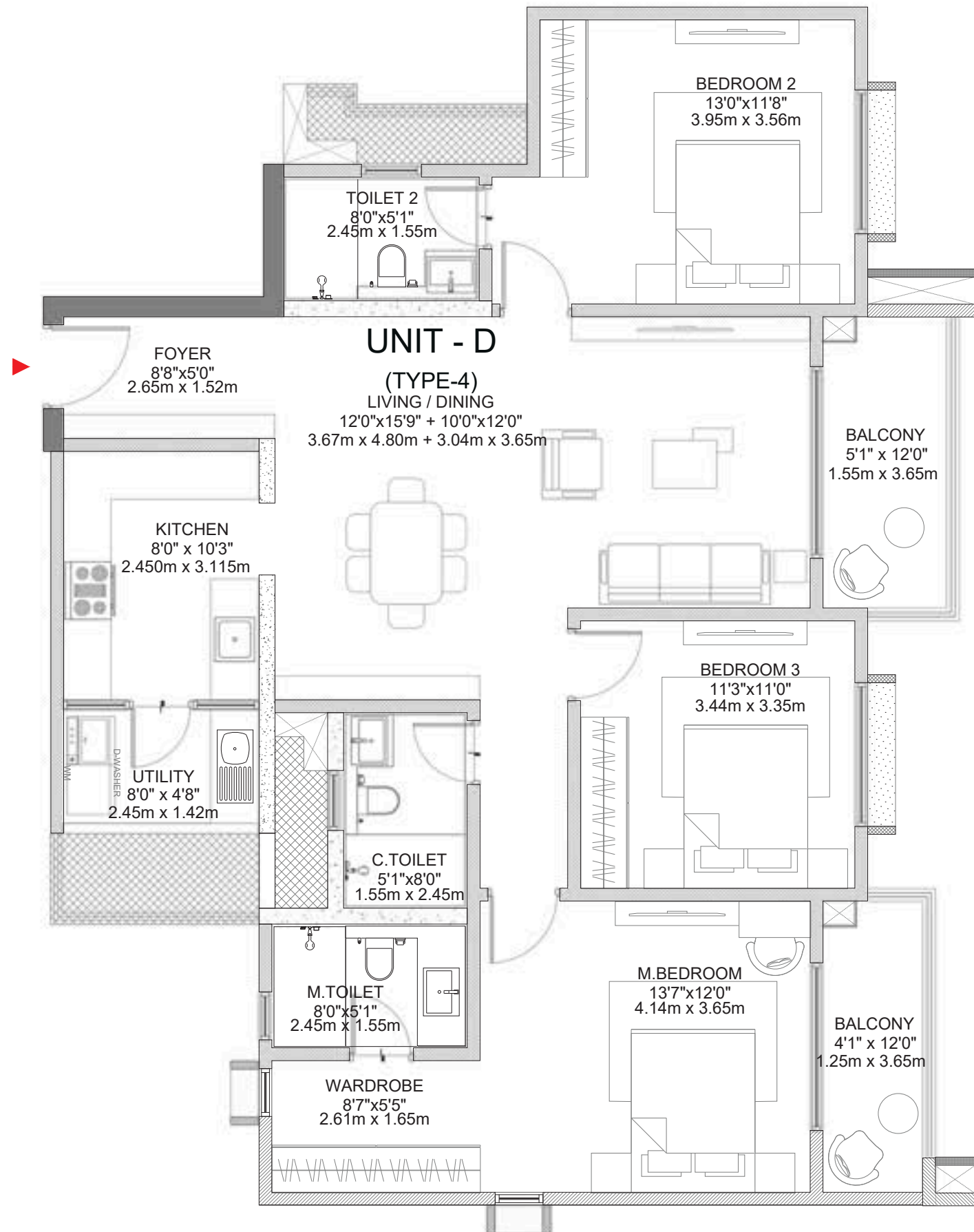
UTILITY AREA
3.48 Sq. Mts. (37.45 Sq. Ft.)

SALEABLE AREA
177.45Sq. Mts. (1910.09 Sq. Ft.)

UNIT NUMBERS

E-301 - E-3001

KEYPLAN



NOTE:

1. ALL DIMENSIONS MENTIONED ARE STRUCTURE TO STRUCTURE DIMENSIONS AND INCLUDES LEDGES.
2. CARPET AREA IS CALCULATED FROM THE UNFINISHED WALL.
3. CARPET AREA INCLUDES TOILET LEDGE WALLS.
4. BALCONY DIMENSIONS DOESN'T INCLUDE UPSTAND BELOW RAILING.
5. ORIENTATION OF THE ENTRY DOOR VARIES BASED ON THE UNIT'S LOCATION.



1 m² = 10.764 Sq. Ft.

GODREJ VANANTARA

UNIT TYPE	3BHK + 3T
TOWER NO	F & J
BUILDING NUMBER	2
FLOORS	GROUND & FIRST

UNIT - D (TYPE-5)

RERA CARPET AREA
109.03 Sq. Mts. (1173.63 Sq. Ft.)

BALCONY AREA
11.32 Sq. Mts. (121.79 Sq. Ft.)

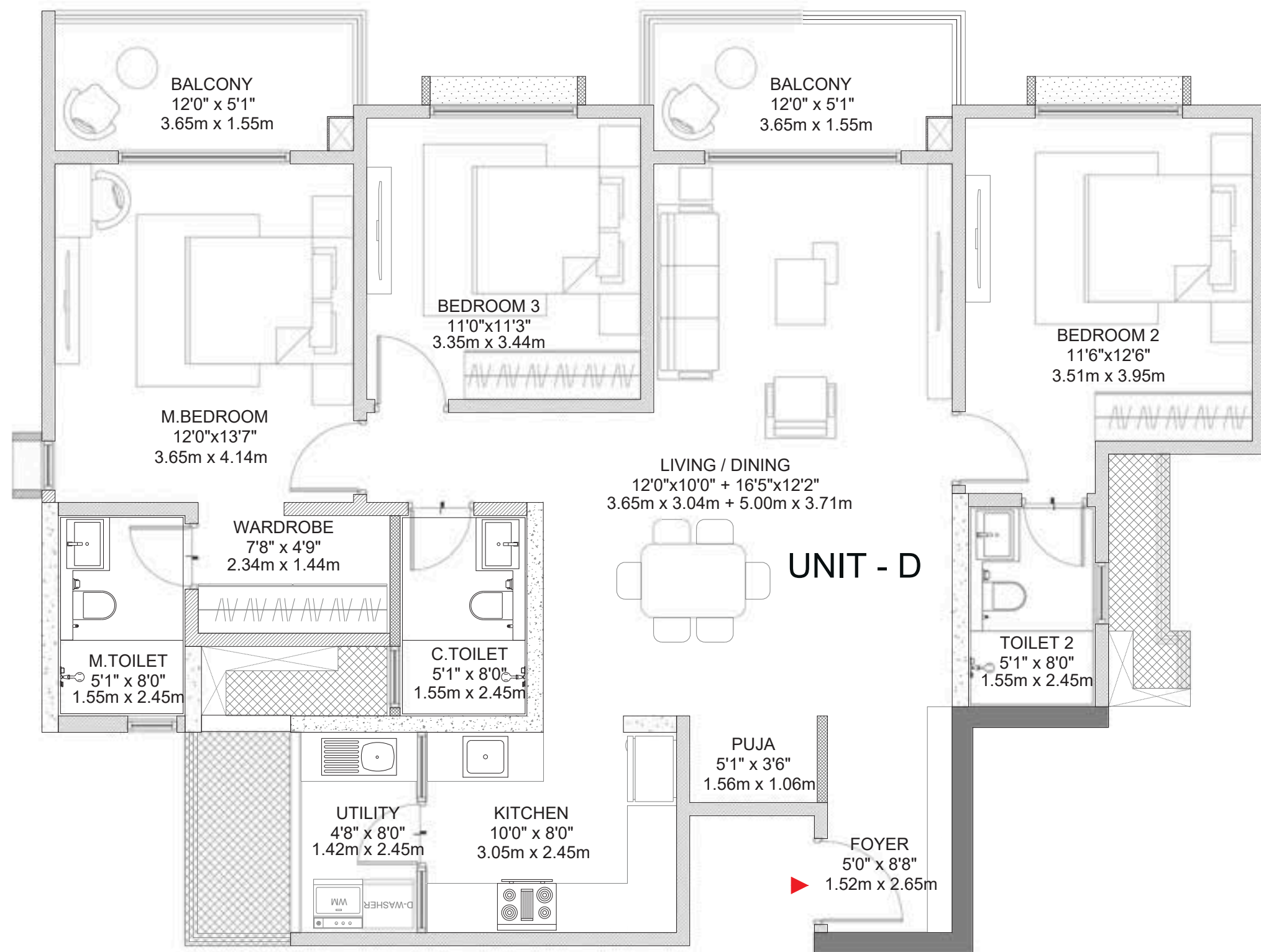
UTILITY AREA
3.48 Sq. Mts. (37.45 Sq. Ft.)

SALEABLE AREA
180.79 Sq. Mts. (1946.0 Sq. Ft.)

UNIT NUMBERS

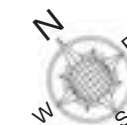
F-004, F-104, J-004 & J-104

KEYPLAN



NOTE:

1. ALL DIMENSIONS MENTIONED ARE STRUCTURE TO STRUCTURE DIMENSIONS AND INCLUDES LEDGES.
2. CARPET AREA IS CALCULATED FROM THE UNFINISHED WALL.
3. CARPET AREA INCLUDES TOILET LEDGE WALLS.
4. BALCONY DIMENSIONS DOESN'T INCLUDE UPSTAND BELOW RAILING.
5. ORIENTATION OF THE ENTRY DOOR VARIES BASED ON THE UNIT'S LOCATION.



1 m² = 10.764 Sq. Ft.

GODREJ VANANTARA

UNIT TYPE	3BHK + 3T
TOWER NO	F & J
BUILDING NUMBER	2
FLOORS	3rd - 30 th Floor

UNIT - D (TYPE-6)

RERA CARPET AREA
109.03 Sq. Mts. (1173.63 Sq. Ft.)

BALCONY AREA
11.32 Sq. Mts. (121.79 Sq. Ft.)

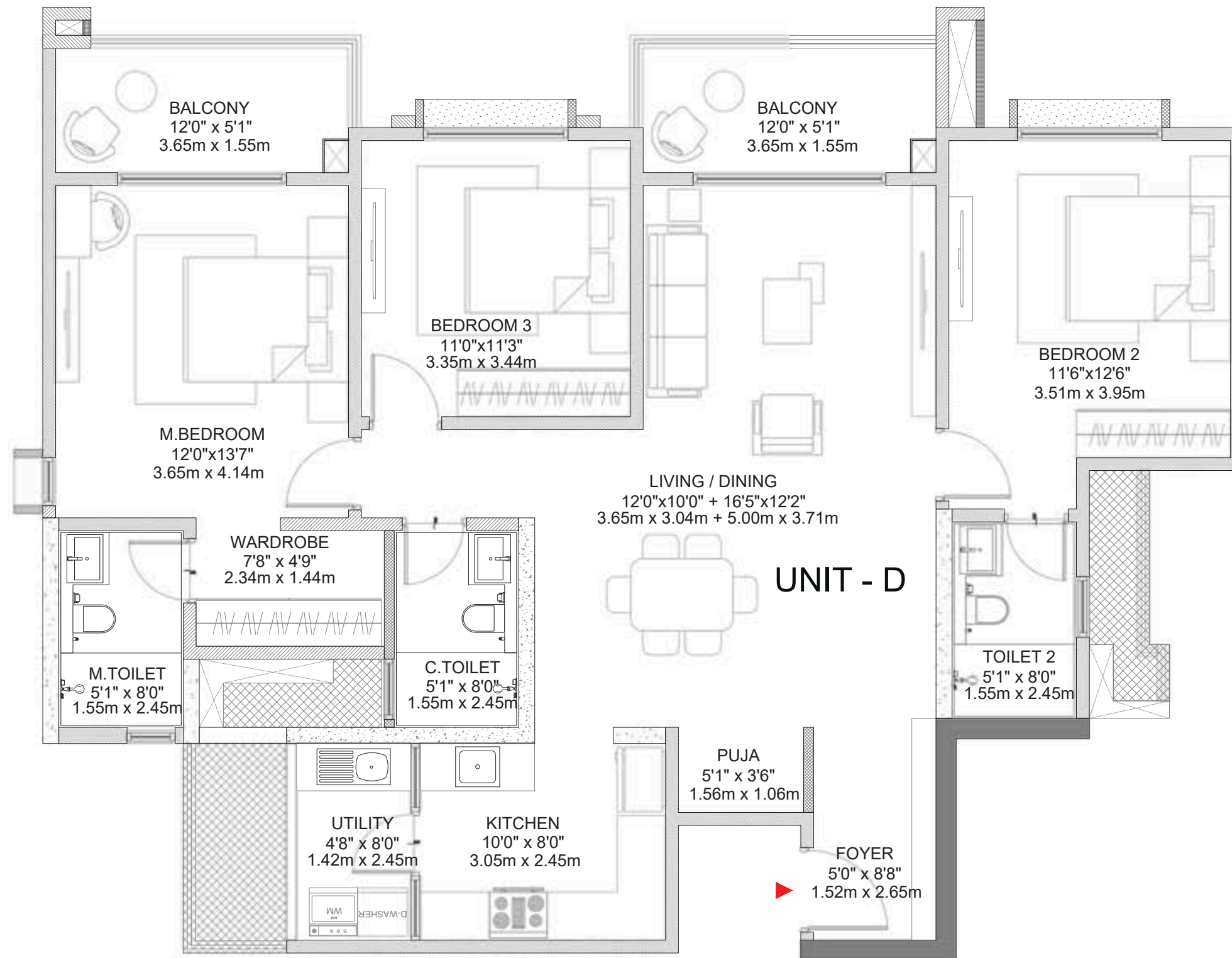
UTILITY AREA
3.48 Sq. Mts. (37.45 Sq. Ft.)

SALEABLE AREA
180.79 Sq. Mts. (1946.0 Sq. Ft.)

UNIT NUMBERS

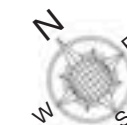
F-304 - F-3004, J-304 - J-3004

KEYPLAN



NOTE:

1. ALL DIMENSIONS MENTIONED ARE STRUCTURE TO STRUCTURE DIMENSIONS AND INCLUDES LEDGES.
2. CARPET AREA IS CALCULATED FROM THE UNFINISHED WALL.
3. CARPET AREA INCLUDES TOILET LEDGE WALLS.
4. BALCONY DIMENSIONS DOESN'T INCLUDE UPSTAND BELOW RAILING.
5. ORIENTATION OF THE ENTRY DOOR VARIES BASED ON THE UNIT'S LOCATION.



1 m² = 10.764 Sq. Ft.

GODREJ VANANTARA

UNIT TYPE	3BHK + 3T
TOWER NO	F & J
BUILDING NUMBER	2
FLOORS	GROUND & FIRST

UNIT - D (TYPE-7)

RERA CARPET AREA
107.83 Sq. Mts. (1160.71 Sq. Ft.)

BALCONY AREA
11.32 Sq. Mts. (121.79 Sq. Ft.)

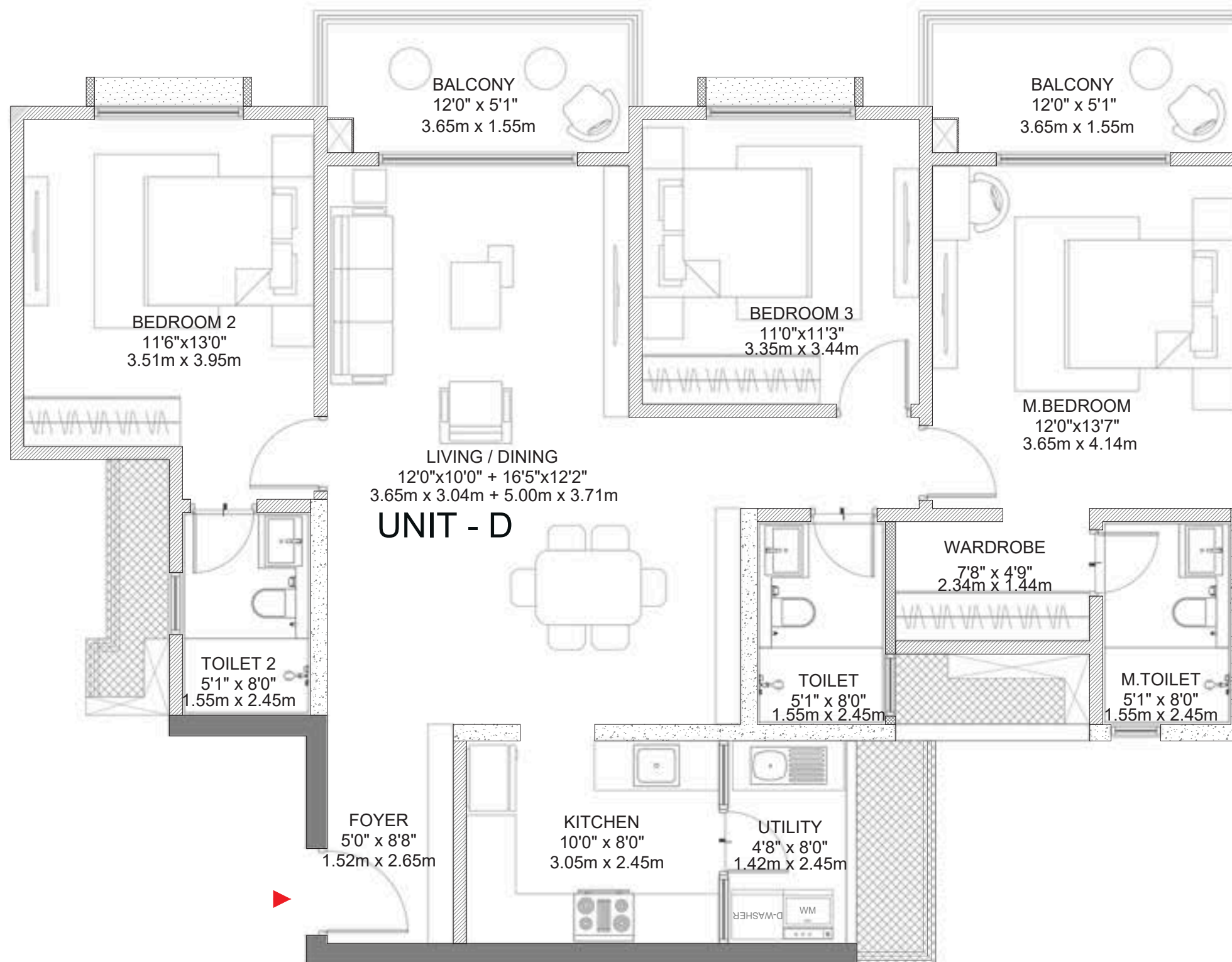
UTILITY AREA
3.48 Sq. Mts. (37.45 Sq. Ft.)

SALEABLE AREA
179.04 Sq. Mts. (1927.14 Sq. Ft.)

UNIT NUMBERS

F-001, F-101, J-001 & J-101

KEYPLAN



NOTE:

1. ALL DIMENSIONS MENTIONED ARE STRUCTURE TO STRUCTURE DIMENSIONS AND INCLUDES LEDGES.
2. CARPET AREA IS CALCULATED FROM THE UNFINISHED WALL.
3. CARPET AREA INCLUDES TOILET LEDGE WALLS.
4. BALCONY DIMENSIONS DOESN'T INCLUDE UPSTAND BELOW RAILING.
5. ORIENTATION OF THE ENTRY DOOR VARIES BASED ON THE UNIT'S LOCATION.



1 m² = 10.764 Sq. Ft.

GODREJ VANANTARA

UNIT TYPE	3BHK + 3T
TOWER NO	F & J
BUILDING NUMBER	2
FLOORS	3rd - 30 th Floor

UNIT - D (TYPE-8)

RERA CARPET AREA
107.83 Sq. Mts. (1160.71 Sq. Ft.)

BALCONY AREA
11.32 Sq. Mts. (121.79 Sq. Ft.)

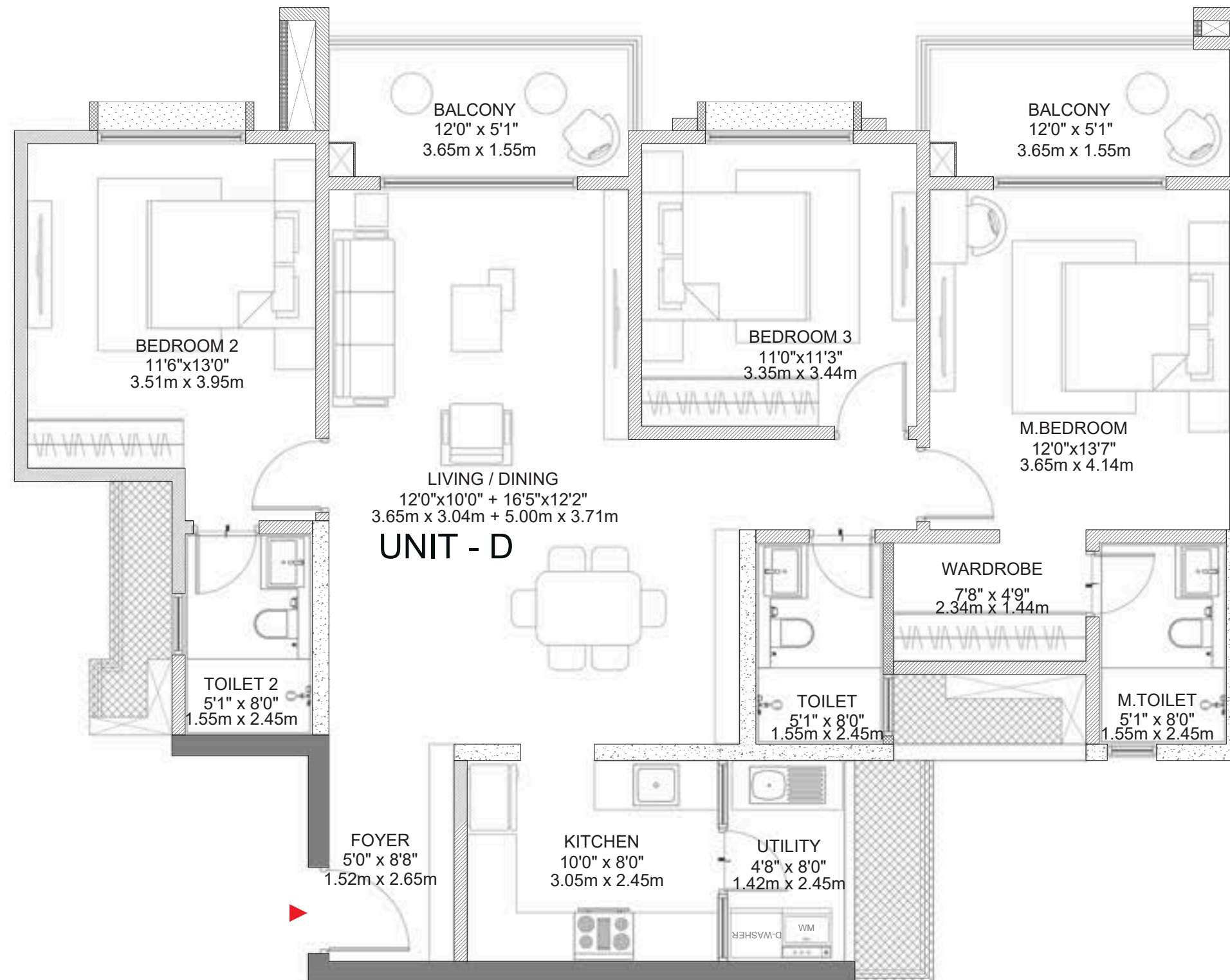
UTILITY AREA
3.48 Sq. Mts. (37.45 Sq. Ft.)

SALEABLE AREA
179.04 Sq. Mts. (1927.14 Sq. Ft.)

UNIT NUMBERS

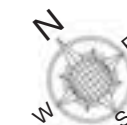
F-301- F-3001, J-301 - J-3001

KEYPLAN



NOTE:

1. ALL DIMENSIONS MENTIONED ARE STRUCTURE TO STRUCTURE DIMENSIONS AND INCLUDES LEDGES.
2. CARPET AREA IS CALCULATED FROM THE UNFINISHED WALL.
3. CARPET AREA INCLUDES TOILET LEDGE WALLS.
4. BALCONY DIMENSIONS DOESN'T INCLUDE UPSTAND BELOW RAILING.
5. ORIENTATION OF THE ENTRY DOOR VARIES BASED ON THE UNIT'S LOCATION.



1 m² = 10.764 Sq. Ft.

GODREJ VANANTARA

UNIT TYPE	3BHK + 2T
TOWER NO	G & H
BUILDING NUMBER	2
FLOORS	GROUND & FIRST

UNIT - C (TYPE-1)

RERA CARPET AREA
94.08 Sq. Mts. (1012.72 Sq. Ft.)

BALCONY AREA
8.41 Sq. Mts. (90.50 Sq. Ft.)

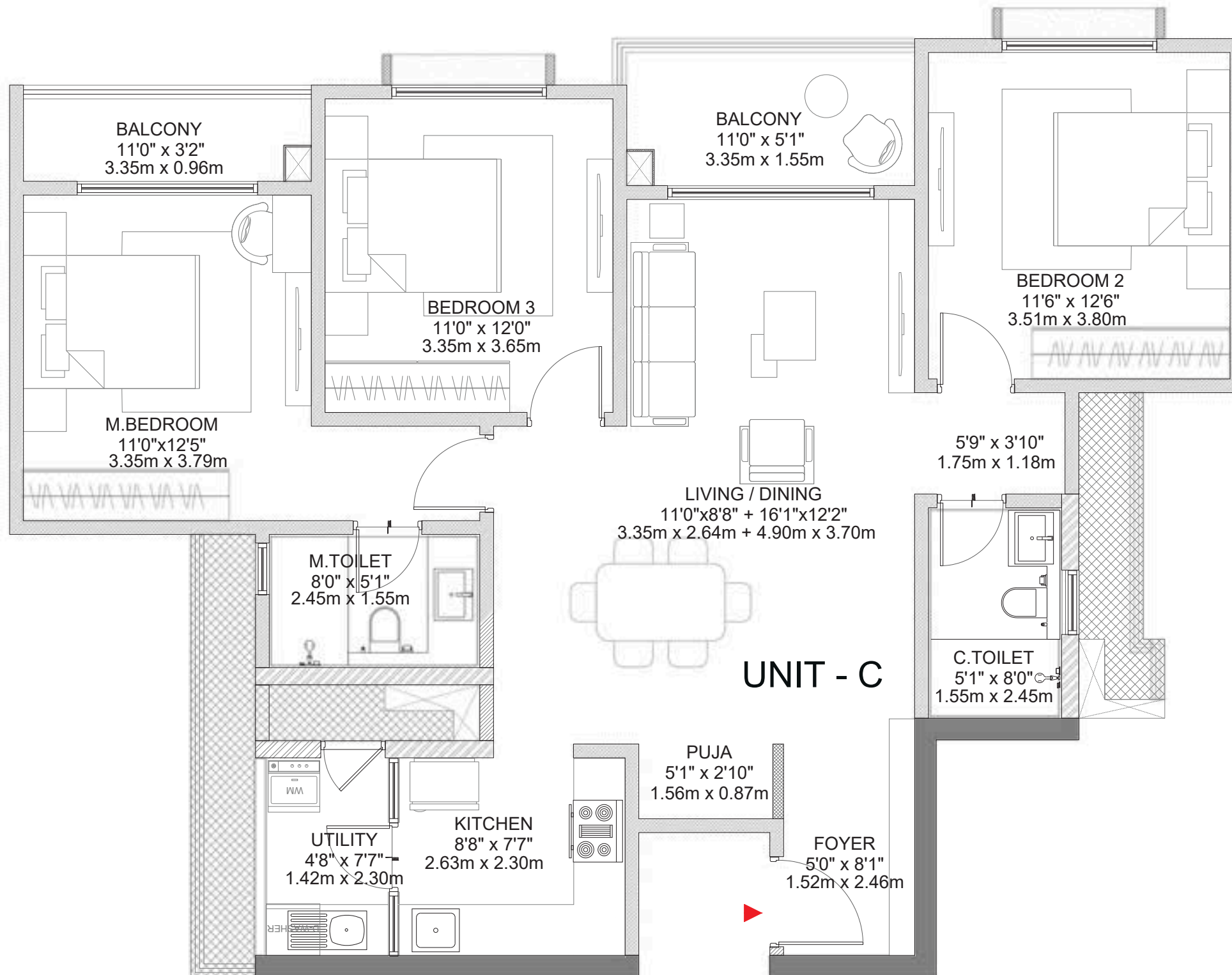
UTILITY AREA
3.27 Sq. Mts. (35.16 Sq. Ft.)

SALEABLE AREA
154.41 Sq. Mts. (1662.03 Sq. Ft.)

UNIT NUMBERS

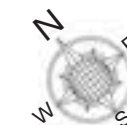
G-004, G-104, H-004 & H-104

KEYPLAN



NOTE:

1. ALL DIMENSIONS MENTIONED ARE STRUCTURE TO STRUCTURE DIMENSIONS AND INCLUDES LEDGES.
2. CARPET AREA IS CALCULATED FROM THE UNFINISHED WALL.
3. CARPET AREA INCLUDES TOILET LEDGE WALLS.
4. BALCONY DIMENSIONS DOESN'T INCLUDE UPSTAND BELOW RAILING.
5. ORIENTATION OF THE ENTRY DOOR VARIES BASED ON THE UNIT'S LOCATION.



1 m² = 10.764 Sq. Ft.

GODREJ VANANTARA

UNIT TYPE	3BHK + 2T
TOWER NO	G & H
BUILDING NUMBER	2
FLOORS	3rd - 30 th Floor

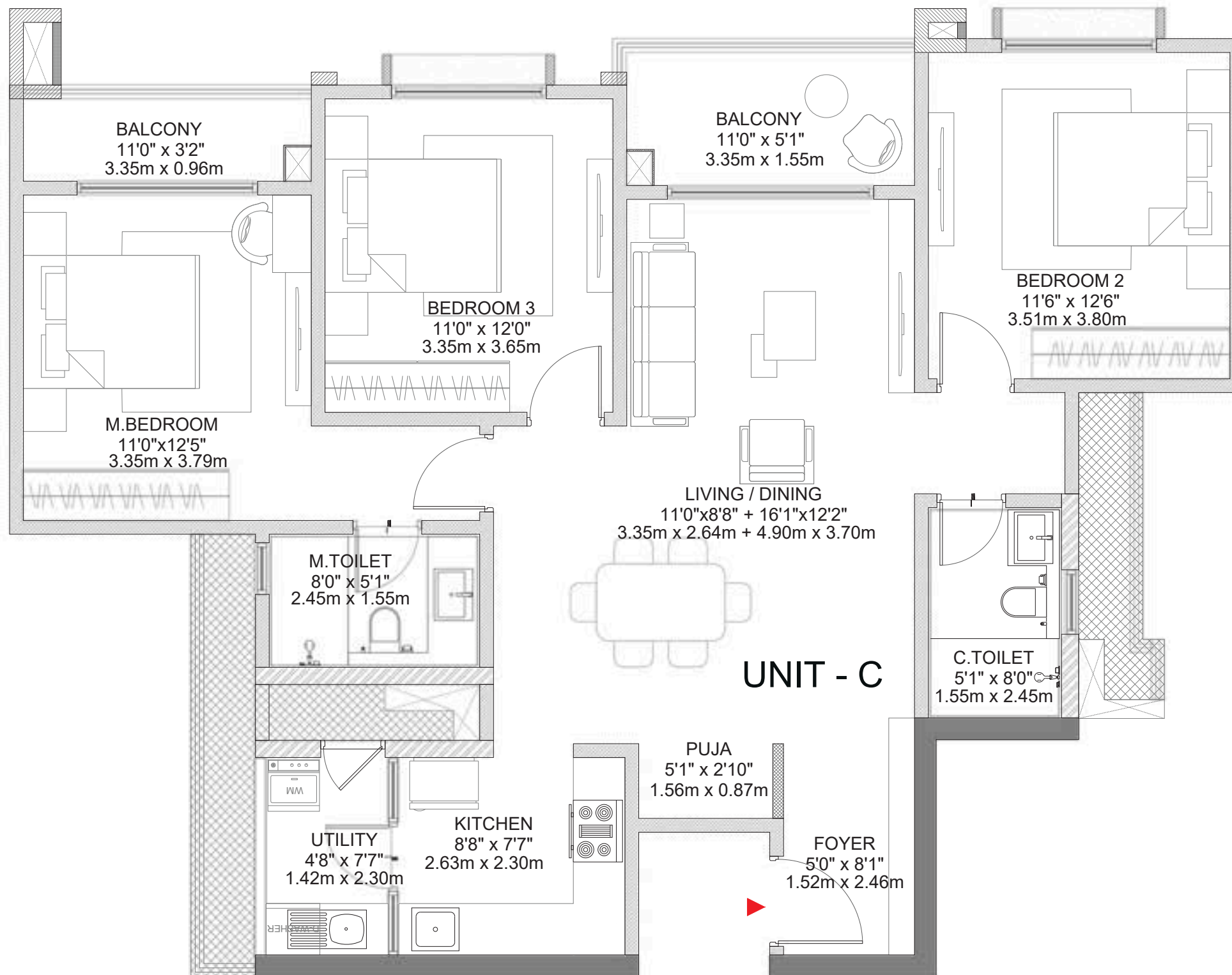
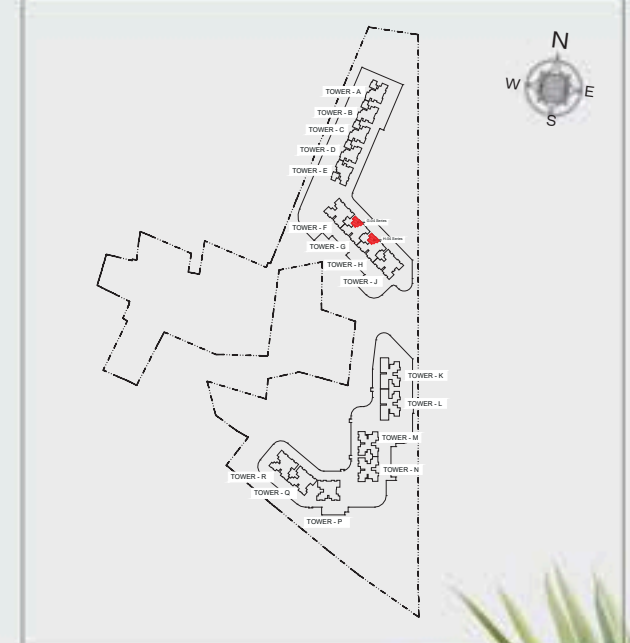
UNIT - C (TYPE-2)

RERA CARPET AREA	94.08 Sq. Mts. (1012.72 Sq. Ft.)
BALCONY AREA	8.41 Sq. Mts. (90.50 Sq. Ft.)
UTILITY AREA	3.27 Sq. Mts. (35.16 Sq. Ft.)
SALEABLE AREA	154.41 Sq. Mts. (1662.03 Sq. Ft.)

UNIT NUMBERS

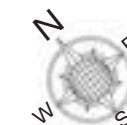
G-304 - G-3004, H-304 - H-3004

KEYPLAN



NOTE:

1. ALL DIMENSIONS MENTIONED ARE STRUCTURE TO STRUCTURE DIMENSIONS AND INCLUDES LEDGES.
2. CARPET AREA IS CALCULATED FROM THE UNFINISHED WALL.
3. CARPET AREA INCLUDES TOILET LEDGE WALLS.
4. BALCONY DIMENSIONS DOESN'T INCLUDE UPSTAND BELOW RAILING.
5. ORIENTATION OF THE ENTRY DOOR VARIES BASED ON THE UNIT'S LOCATION.



1 m² = 10.764 Sq. Ft.

GODREJ VANANTARA

UNIT TYPE	3BHK + 2T
TOWER NO	G & H
BUILDING NUMBER	2
FLOORS	GROUND & FIRST

UNIT - C (TYPE-3)

RERA CARPET AREA
92.42 Sq. Mts. (994.85 Sq. Ft.)

BALCONY AREA
8.41 Sq. Mts. (90.50 Sq. Ft.)

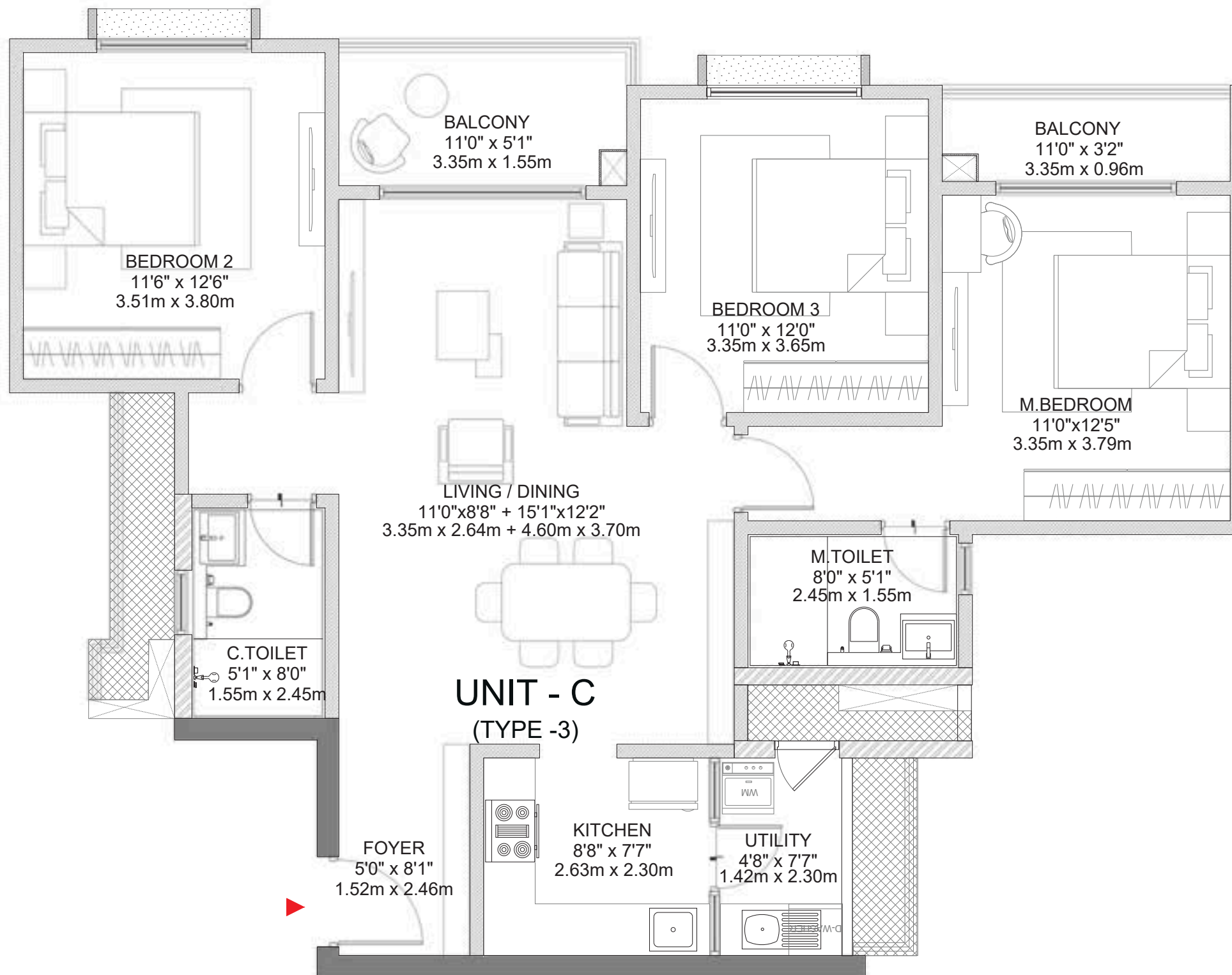
UTILITY AREA
3.27 Sq. Mts. (35.16 Sq. Ft.)

SALEABLE AREA
151.98 Sq. Mts. (1635.95 Sq. Ft.)

UNIT NUMBERS

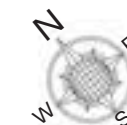
G-001, G-101, H-001 & H-101

KEYPLAN



NOTE:

1. ALL DIMENSIONS MENTIONED ARE STRUCTURE TO STRUCTURE DIMENSIONS AND INCLUDES LEDGES.
2. CARPET AREA IS CALCULATED FROM THE UNFINISHED WALL.
3. CARPET AREA INCLUDES TOILET LEDGE WALLS.
4. BALCONY DIMENSIONS DOESN'T INCLUDE UPSTAND BELOW RAILING.
5. ORIENTATION OF THE ENTRY DOOR VARIES BASED ON THE UNIT'S LOCATION.



1 m² = 10.764 Sq. Ft.

GODREJ VANANTARA

UNIT TYPE	3BHK + 2T
TOWER NO	G & H
BUILDING NUMBER	2
FLOORS	3rd - 30 th Floor

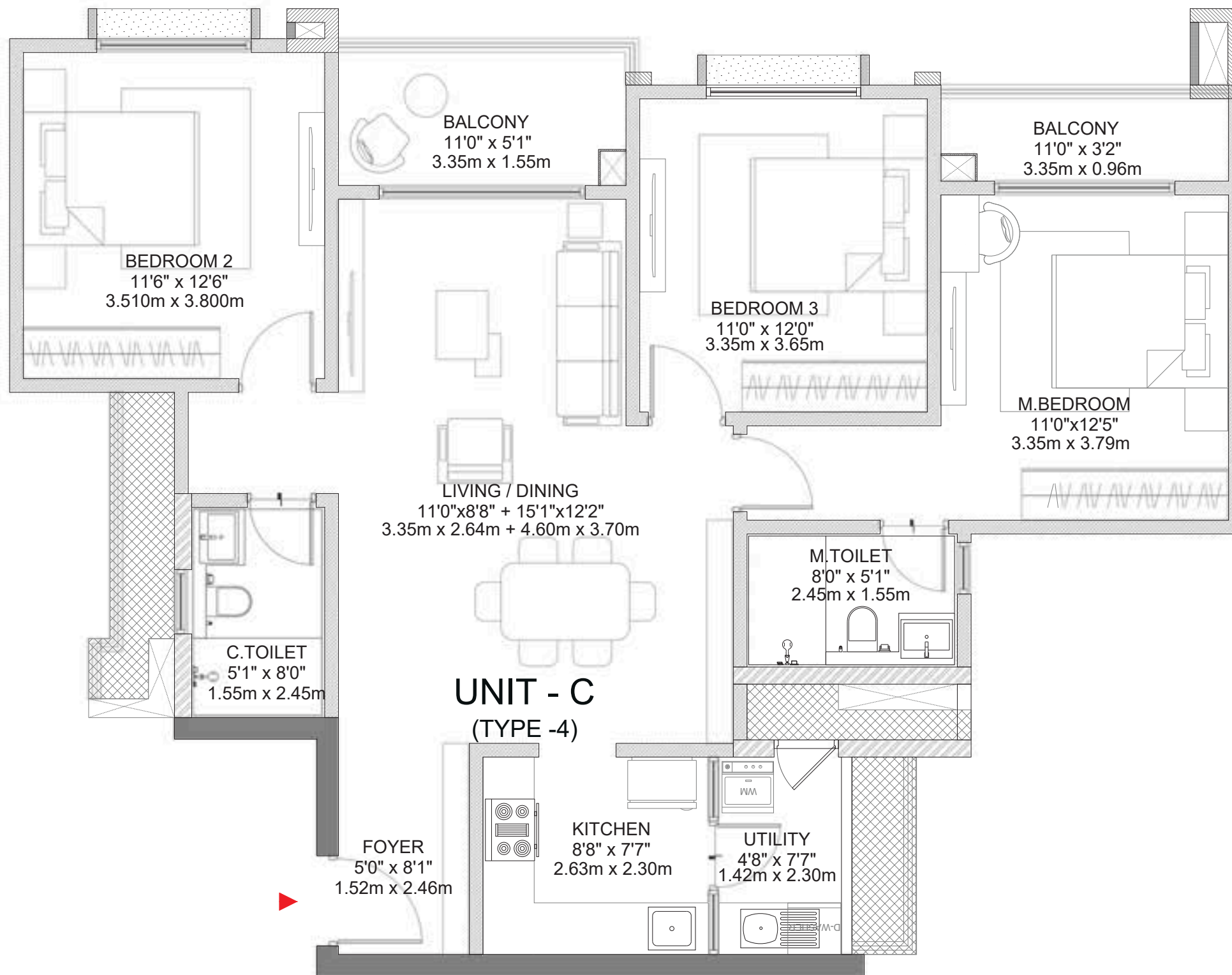
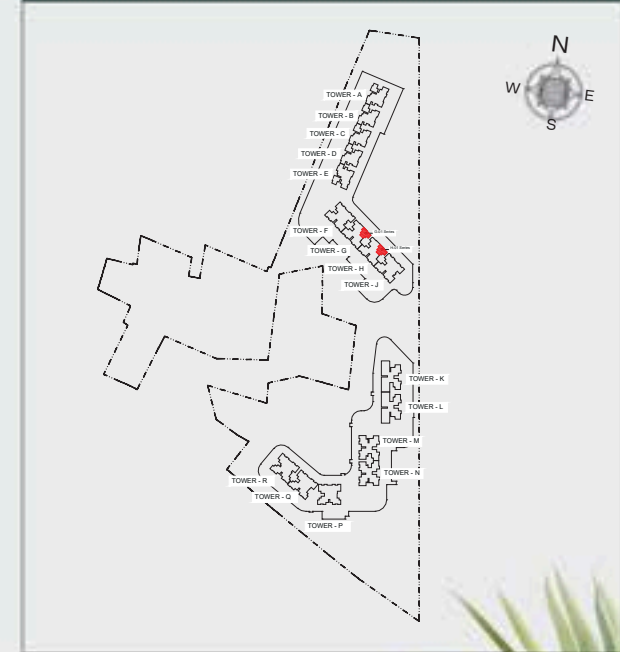
UNIT - C (TYPE-4)

RERA CARPET AREA	92.42 Sq. Mts. (994.85 Sq. Ft.)
BALCONY AREA	8.41 Sq. Mts. (90.50 Sq. Ft.)
UTILITY AREA	3.27 Sq. Mts. (35.16 Sq. Ft.)
SALEABLE AREA	151.98 Sq. Mts. (1635.95 Sq. Ft.)

UNIT NUMBERS

G-301 - G-3001, H-301 - H-3001

KEYPLAN



NOTE:

1. ALL DIMENSIONS MENTIONED ARE STRUCTURE TO STRUCTURE DIMENSIONS AND INCLUDES LEDGES.
2. CARPET AREA IS CALCULATED FROM THE UNFINISHED WALL.
3. CARPET AREA INCLUDES TOILET LEDGE WALLS.
4. BALCONY DIMENSIONS DOESN'T INCLUDE UPSTAND BELOW RAILING.
5. ORIENTATION OF THE ENTRY DOOR VARIES BASED ON THE UNIT'S LOCATION.



1 m² = 10.764 Sq. Ft.

GODREJ VANANTARA

UNIT TYPE	3BHK + 3T
TOWER NO	F
BUILDING NUMBER	2
FLOORS	GROUND & FIRST

UNIT - E (TYPE-1)

RERA CARPET AREA
110.98 Sq. Mts. (1194.61 Sq. Ft.)

BALCONY AREA
11.32 Sq. Mts. (121.79 Sq. Ft.)

UTILITY AREA
3.48 Sq. Mts. (37.45 Sq. Ft.)

SALEABLE AREA
183.63 Sq. Mts. (1976.63 Sq. Ft.)

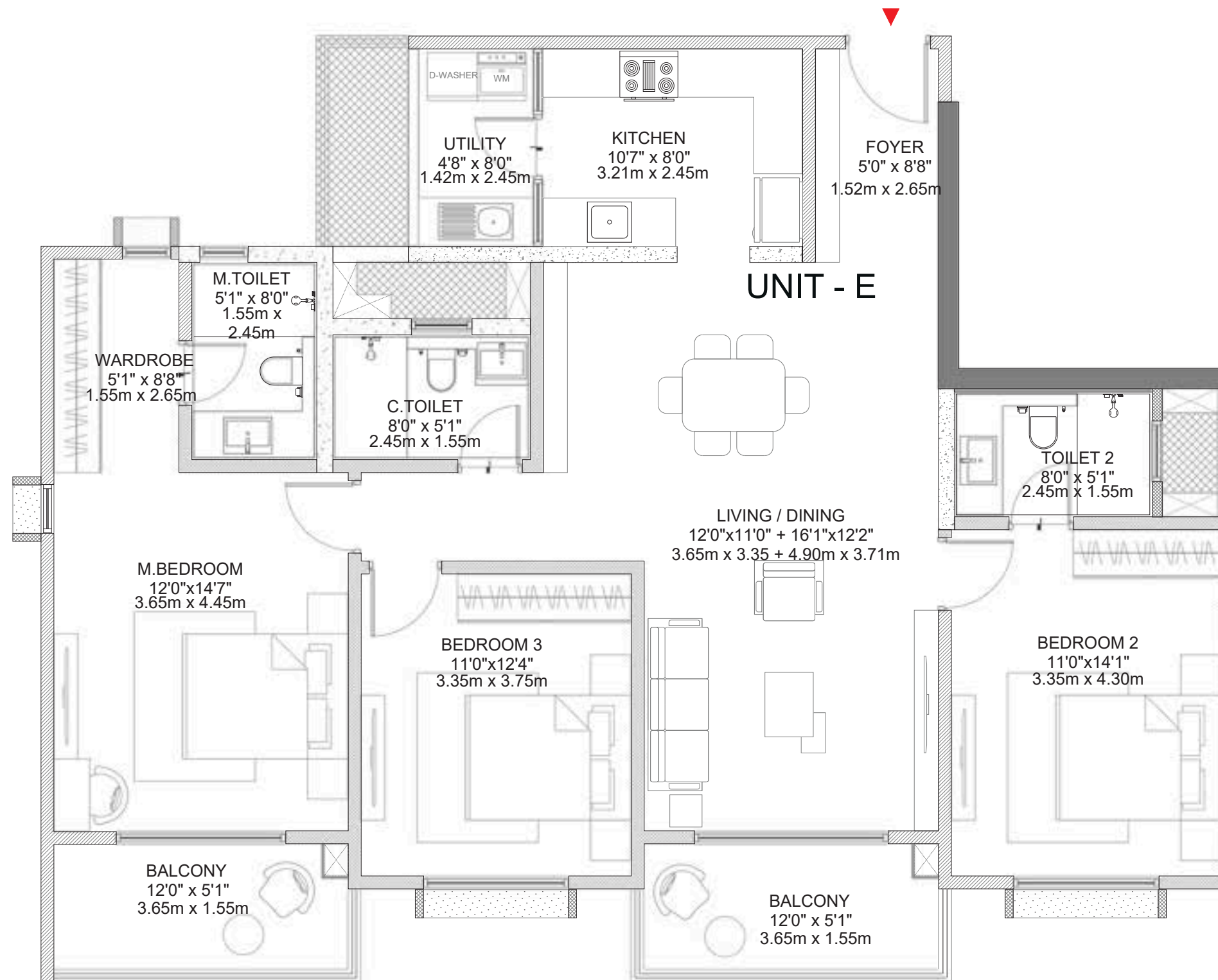
UNIT NUMBERS

F-003 & F-103

KEYPLAN

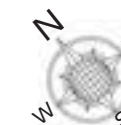


1 m² = 10.764 Sq. Ft.



NOTE:

1. ALL DIMENSIONS MENTIONED ARE STRUCTURE TO STRUCTURE DIMENSIONS AND INCLUDES LEDGES.
2. CARPET AREA IS CALCULATED FROM THE UNFINISHED WALL.
3. CARPET AREA INCLUDES TOILET LEDGE WALLS.
4. BALCONY DIMENSIONS DOESN'T INCLUDE UPSTAND BELOW RAILING.
5. ORIENTATION OF THE ENTRY DOOR VARIES BASED ON THE UNIT'S LOCATION.



GODREJ VANANTARA

UNIT TYPE	3BHK + 3T
TOWER NO	G
BUILDING NUMBER	2
FLOORS	GROUND & FIRST

UNIT - E (TYPE-2)

RERA CARPET AREA
110.98 Sq. Mts. (1194.61 Sq. Ft.)

BALCONY AREA
11.32 Sq. Mts. (121.79 Sq. Ft.)

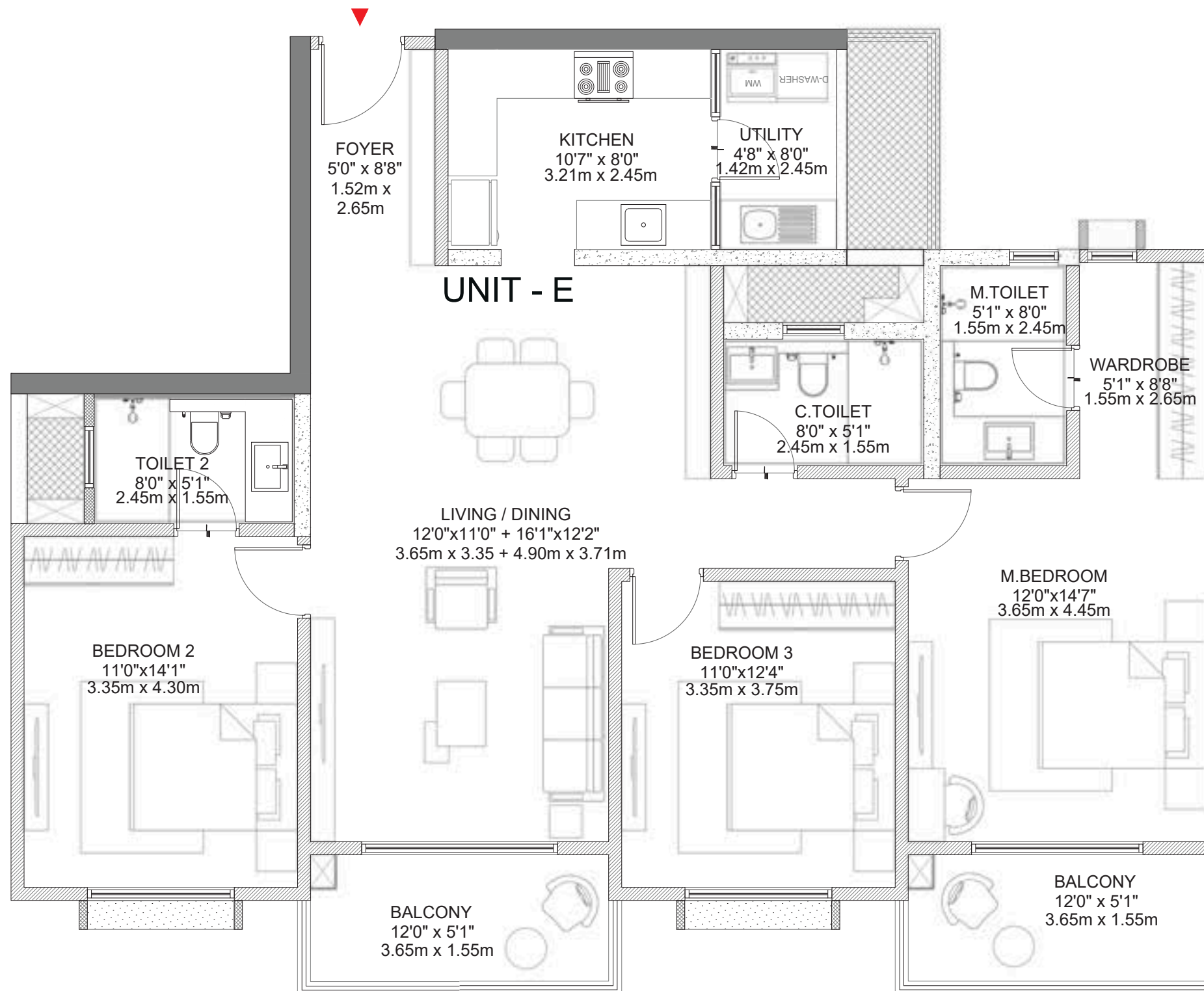
UTILITY AREA
3.48 Sq. Mts. (37.45 Sq. Ft.)

SALEABLE AREA
183.63 Sq. Mts. (1976.63 Sq. Ft.)

UNIT NUMBERS

G-002 & G-102

KEYPLAN



NOTE:

1. ALL DIMENSIONS MENTIONED ARE STRUCTURE TO STRUCTURE DIMENSIONS AND INCLUDES LEDGES.
2. CARPET AREA IS CALCULATED FROM THE UNFINISHED WALL.
3. CARPET AREA INCLUDES TOILET LEDGE WALLS.
4. BALCONY DIMENSIONS DOESN'T INCLUDE UPSTAND BELOW RAILING.
5. ORIENTATION OF THE ENTRY DOOR VARIES BASED ON THE UNIT'S LOCATION.



1 m² = 10.764 Sq. Ft.

GODREJ VANANTARA

UNIT TYPE	3BHK + 3T
TOWER NO	H
BUILDING NUMBER	2
FLOORS	GROUND & FIRST

UNIT - E (TYPE-3)

RERA CARPET AREA
110.98 Sq. Mts. (1194.61 Sq. Ft.)

BALCONY AREA
11.32 Sq. Mts. (121.79 Sq. Ft.)

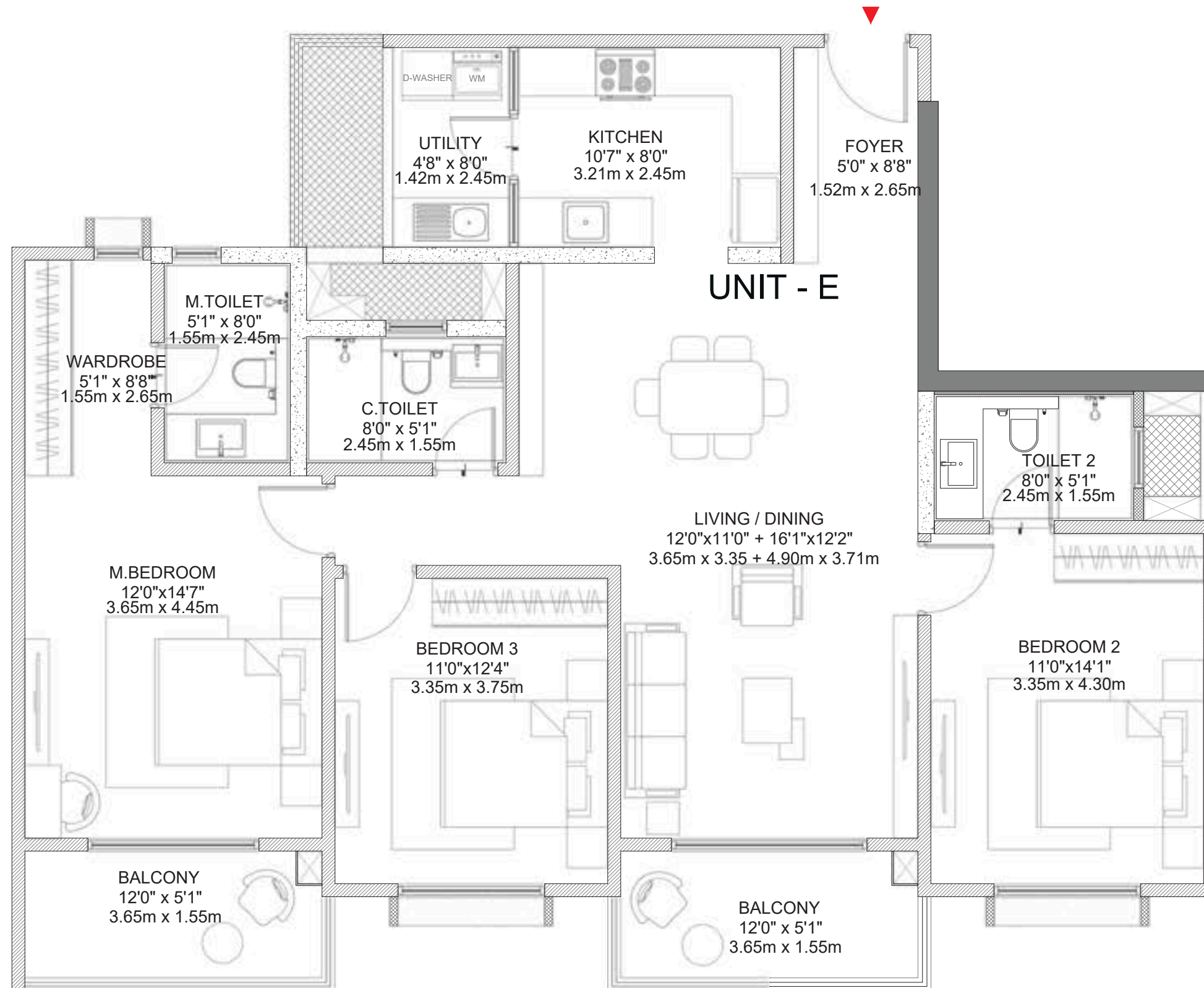
UTILITY AREA
3.48 Sq. Mts. (37.45 Sq. Ft.)

SALEABLE AREA
183.63 Sq. Mts. (1976.63 Sq. Ft.)

UNIT NUMBERS

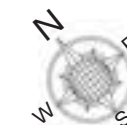
H-003 & H-103

KEYPLAN



NOTE:

1. ALL DIMENSIONS MENTIONED ARE STRUCTURE TO STRUCTURE DIMENSIONS AND INCLUDES LEDGES.
2. CARPET AREA IS CALCULATED FROM THE UNFINISHED WALL.
3. CARPET AREA INCLUDES TOILET LEDGE WALLS.
4. BALCONY DIMENSIONS DOESN'T INCLUDE UPSTAND BELOW RAILING.
5. ORIENTATION OF THE ENTRY DOOR VARIES BASED ON THE UNIT'S LOCATION.



1 m² = 10.764 Sq. Ft.

GODREJ VANANTARA

UNIT TYPE	3BHK + 3T
TOWER NO	J
BUILDING NUMBER	2
FLOORS	GROUND & FIRST

UNIT - E (TYPE-4)

RERA CARPET AREA
110.98 Sq. Mts. (1194.61 Sq. Ft.)

BALCONY AREA
11.32 Sq. Mts. (121.79 Sq. Ft.)

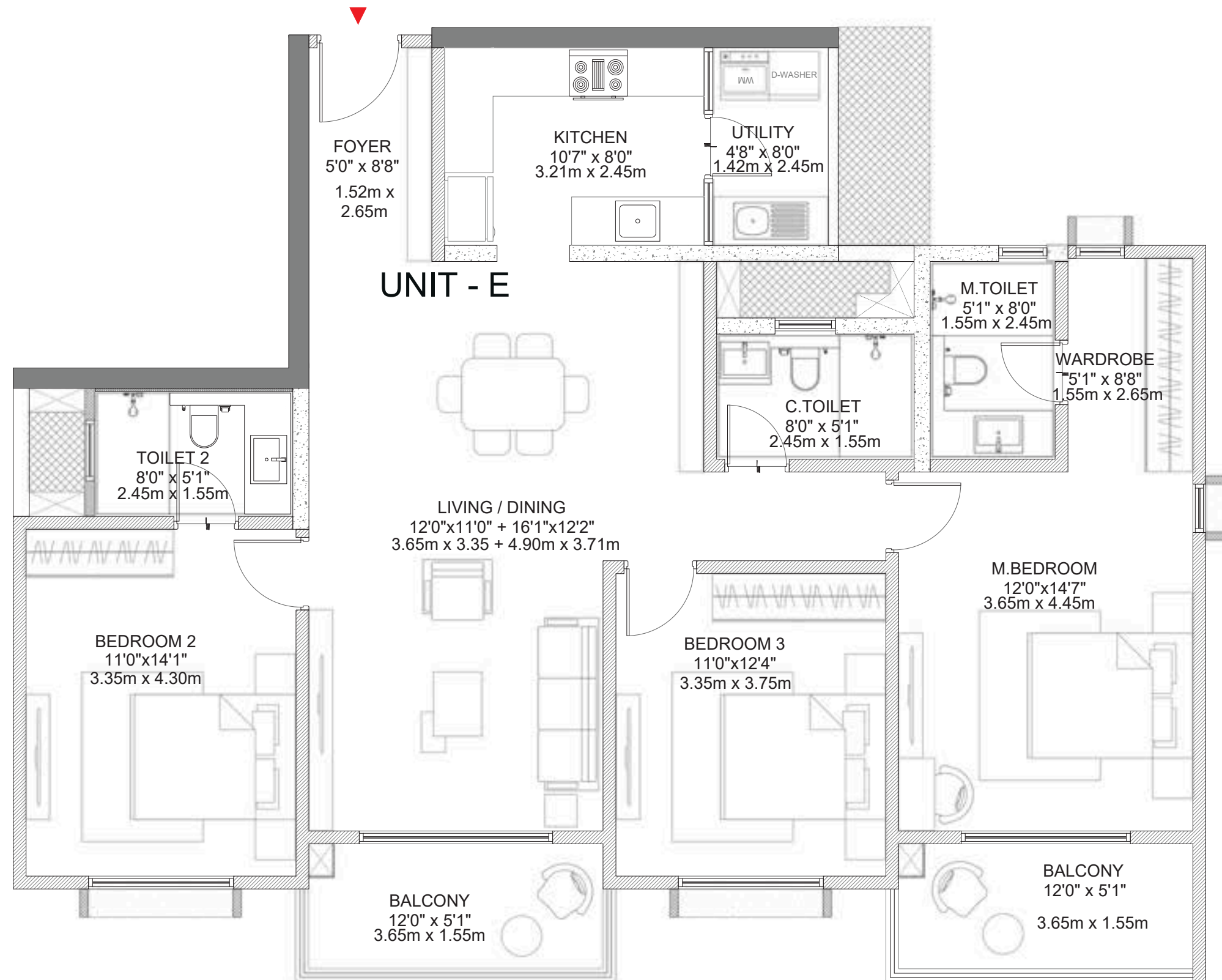
UTILITY AREA
3.48 Sq. Mts. (37.45 Sq. Ft.)

SALEABLE AREA
183.63 Sq. Mts. (1976.63 Sq. Ft.)

UNIT NUMBERS

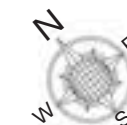
J-002 & J-102

KEYPLAN



NOTE:

1. ALL DIMENSIONS MENTIONED ARE STRUCTURE TO STRUCTURE DIMENSIONS AND INCLUDES LEDGES.
2. CARPET AREA IS CALCULATED FROM THE UNFINISHED WALL.
3. CARPET AREA INCLUDES TOILET LEDGE WALLS.
4. BALCONY DIMENSIONS DOESN'T INCLUDE UPSTAND BELOW RAILING.
5. ORIENTATION OF THE ENTRY DOOR VARIES BASED ON THE UNIT'S LOCATION.



1 m² = 10.764 Sq. Ft.

GODREJ VANANTARA

UNIT TYPE	3BHK + 3T
TOWER NO	F
BUILDING NUMBER	2
FLOORS	3rd - 30 th Floor

UNIT - E (TYPE-5)

RERA CARPET AREA
110.98 Sq. Mts. (1194.61 Sq. Ft.)

BALCONY AREA
11.32 Sq. Mts. (121.79 Sq. Ft.)

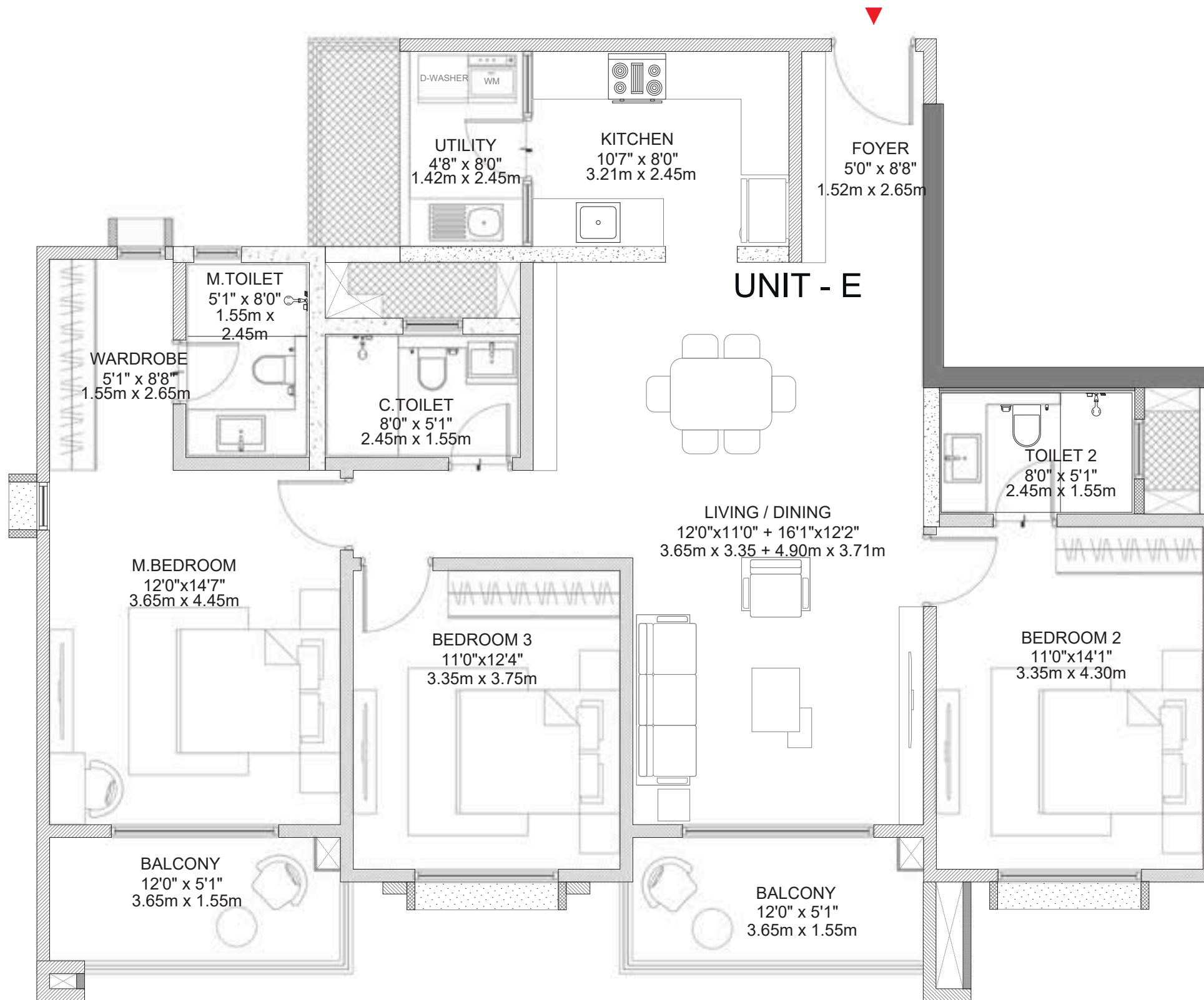
UTILITY AREA
3.48 Sq. Mts. (37.45 Sq. Ft.)

SALEABLE AREA
183.63 Sq. Mts. (1976.63 Sq. Ft.)

UNIT NUMBERS

F-303 - F-3003

KEYPLAN



NOTE:

1. ALL DIMENSIONS MENTIONED ARE STRUCTURE TO STRUCTURE DIMENSIONS AND INCLUDES LEDGES.
2. CARPET AREA IS CALCULATED FROM THE UNFINISHED WALL.
3. CARPET AREA INCLUDES TOILET LEDGE WALLS.
4. BALCONY DIMENSIONS DOESN'T INCLUDE UPSTAND BELOW RAILING.
5. ORIENTATION OF THE ENTRY DOOR VARIES BASED ON THE UNIT'S LOCATION.



1 m² = 10.764 Sq. Ft.

GODREJ VANANTARA

UNIT TYPE	3BHK + 3T
TOWER NO	F, G & H
BUILDING NUMBER	2
FLOORS	3rd-19 th & 21 st -29 th

UNIT - E (TYPE-6)

RERA CARPET AREA
110.98 Sq. Mts. (1194.61 Sq. Ft.)

BALCONY AREA
11.32 Sq. Mts. (121.79 Sq. Ft.)

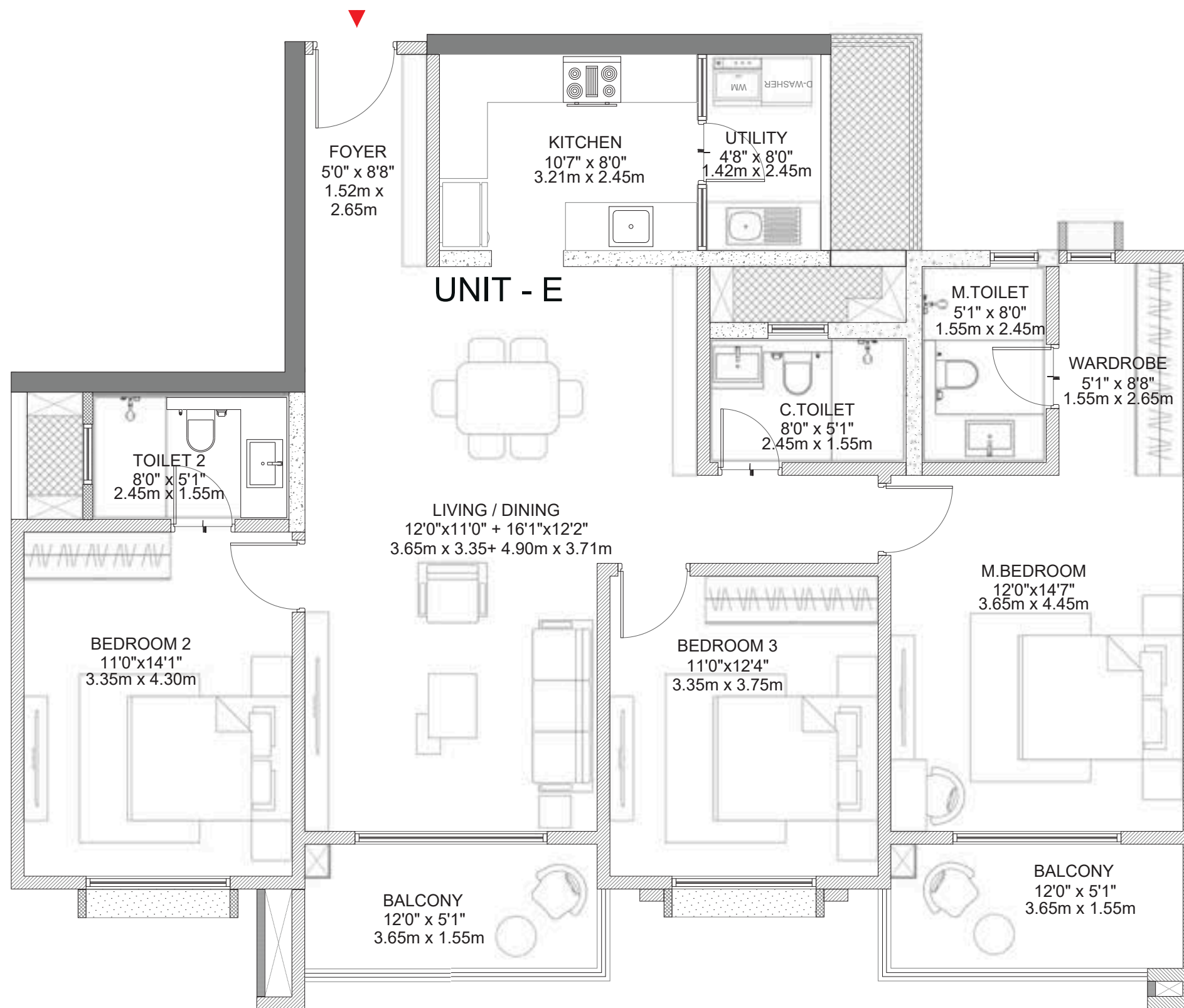
UTILITY AREA
3.48 Sq. Mts. (37.45 Sq. Ft.)

SALEABLE AREA
183.63 Sq. Mts. (1976.63 Sq. Ft.)

UNIT NUMBERS

F-302 - F-1902, F-2102 - F-2902,
G-302 - G-1902, G-2102 - G-2902,
H-302 - H-1902 & H-2102 - H-2902

KEYPLAN



NOTE:

1. ALL DIMENSIONS MENTIONED ARE STRUCTURE TO STRUCTURE DIMENSIONS AND INCLUDES LEDGES.
2. CARPET AREA IS CALCULATED FROM THE UNFINISHED WALL.
3. CARPET AREA INCLUDES TOILET LEDGE WALLS.
4. BALCONY DIMENSIONS DOESN'T INCLUDE UPSTAND BELOW RAILING.
5. ORIENTATION OF THE ENTRY DOOR VARIES BASED ON THE UNIT'S LOCATION.



1 m² = 10.764 Sq. Ft.

GODREJ VANANTARA

UNIT TYPE	3BHK + 3T
TOWER NO	G, H & J
BUILDING NUMBER	2
FLOORS	3rd - 30 th Floor

UNIT - E (TYPE-7)

RERA CARPET AREA
110.98 Sq. Mts. (1194.61 Sq. Ft.)

BALCONY AREA
11.32 Sq. Mts. (121.79 Sq. Ft.)

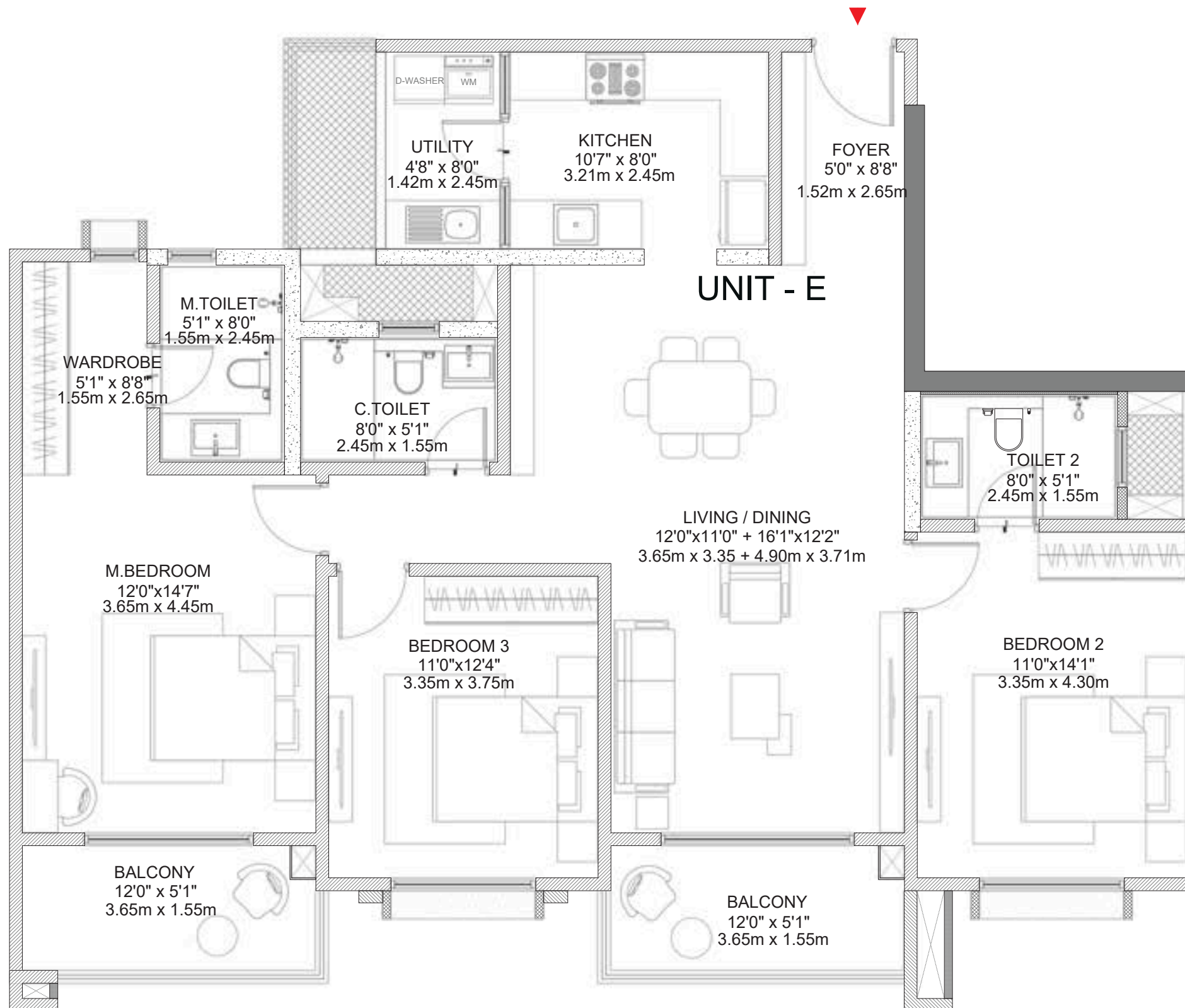
UTILITY AREA
3.48 Sq. Mts. (37.45 Sq. Ft.)

SALEABLE AREA
183.63 Sq. Mts. (1976.63 Sq. Ft.)

UNIT NUMBERS

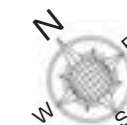
G-303 - G-3003,
H-303 - H-3003, J-303 - J-3003

KEYPLAN



NOTE:

1. ALL DIMENSIONS MENTIONED ARE STRUCTURE TO STRUCTURE DIMENSIONS AND INCLUDES LEDGES.
2. CARPET AREA IS CALCULATED FROM THE UNFINISHED WALL.
3. CARPET AREA INCLUDES TOILET LEDGE WALLS.
4. BALCONY DIMENSIONS DOESN'T INCLUDE UPSTAND BELOW RAILING.
5. ORIENTATION OF THE ENTRY DOOR VARIES BASED ON THE UNIT'S LOCATION.



1 m² = 10.764 Sq. Ft.

GODREJ VANANTARA

UNIT TYPE	3BHK + 3T
TOWER NO	J
BUILDING NUMBER	2
FLOORS	3rd-19 th & 21 st -29 th

UNIT - E (TYPE-8)

RERA CARPET AREA
110.98 Sq. Mts. (1194.61 Sq. Ft.)

BALCONY AREA
11.32 Sq. Mts. (121.79 Sq. Ft.)

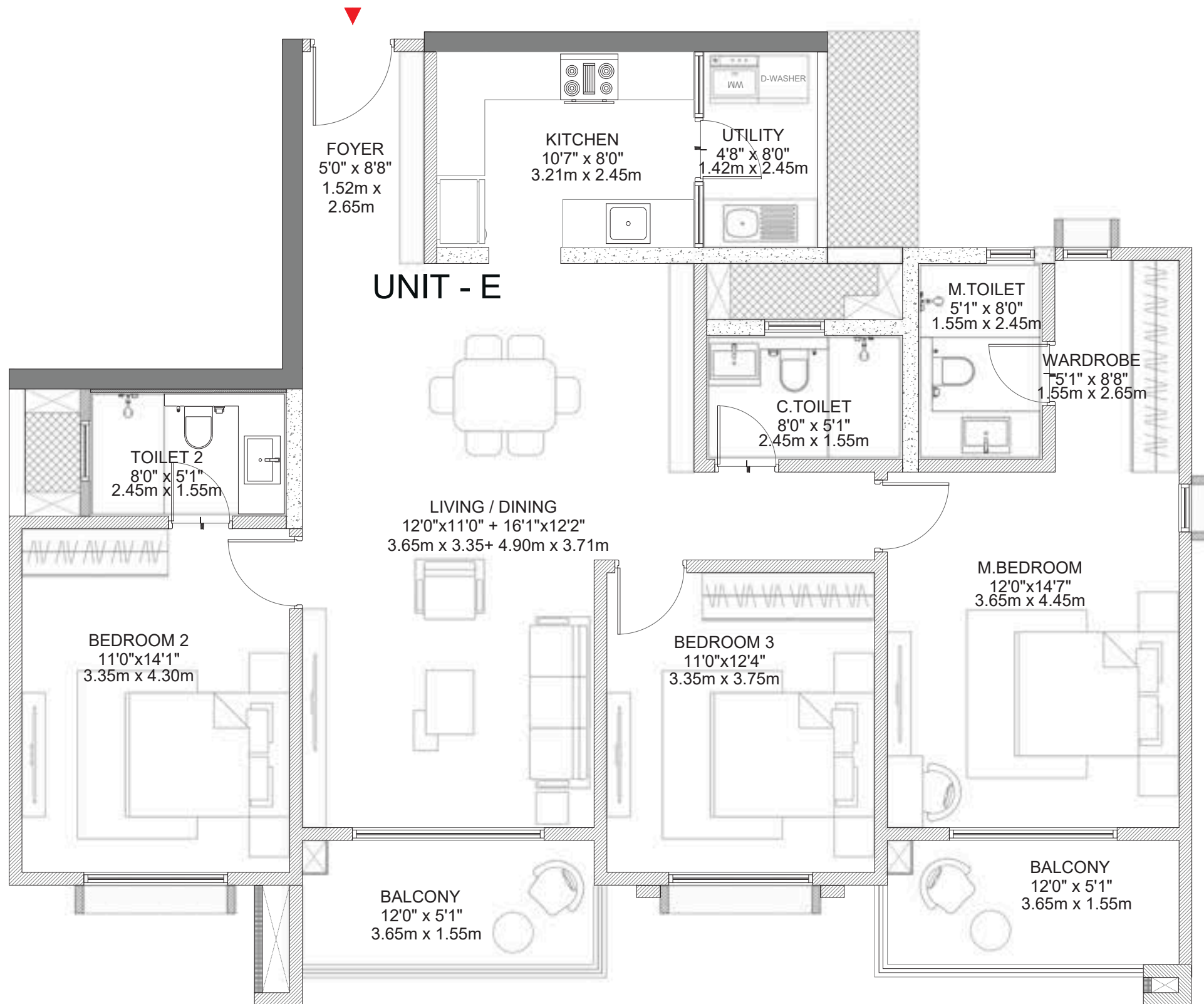
UTILITY AREA
3.48 Sq. Mts. (37.45 Sq. Ft.)

SALEABLE AREA
183.63 Sq. Mts. (1976.63 Sq. Ft.)

UNIT NUMBERS

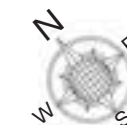
J-302 - J-1902 & J-2102 - J-2902

KEYPLAN



NOTE:

1. ALL DIMENSIONS MENTIONED ARE STRUCTURE TO STRUCTURE DIMENSIONS AND INCLUDES LEDGES.
2. CARPET AREA IS CALCULATED FROM THE UNFINISHED WALL.
3. CARPET AREA INCLUDES TOILET LEDGE WALLS.
4. BALCONY DIMENSIONS DOESN'T INCLUDE UPSTAND BELOW RAILING.
5. ORIENTATION OF THE ENTRY DOOR VARIES BASED ON THE UNIT'S LOCATION.



1 m² = 10.764 Sq. Ft.

GODREJ VANANTARA

UNIT TYPE	2BHK + 2T(REFUGE)
TOWER NO	F,G & H
BUILDING NUMBER	2
FLOORS	20 th & 30 th Floors

UNIT - E (TYPE-9)

RERA CARPET AREA
91.38 Sq. Mts.(983.64 Sq. Ft.)

BALCONY AREA
11.32 Sq. Mts. (121.79 Sq. Ft.)

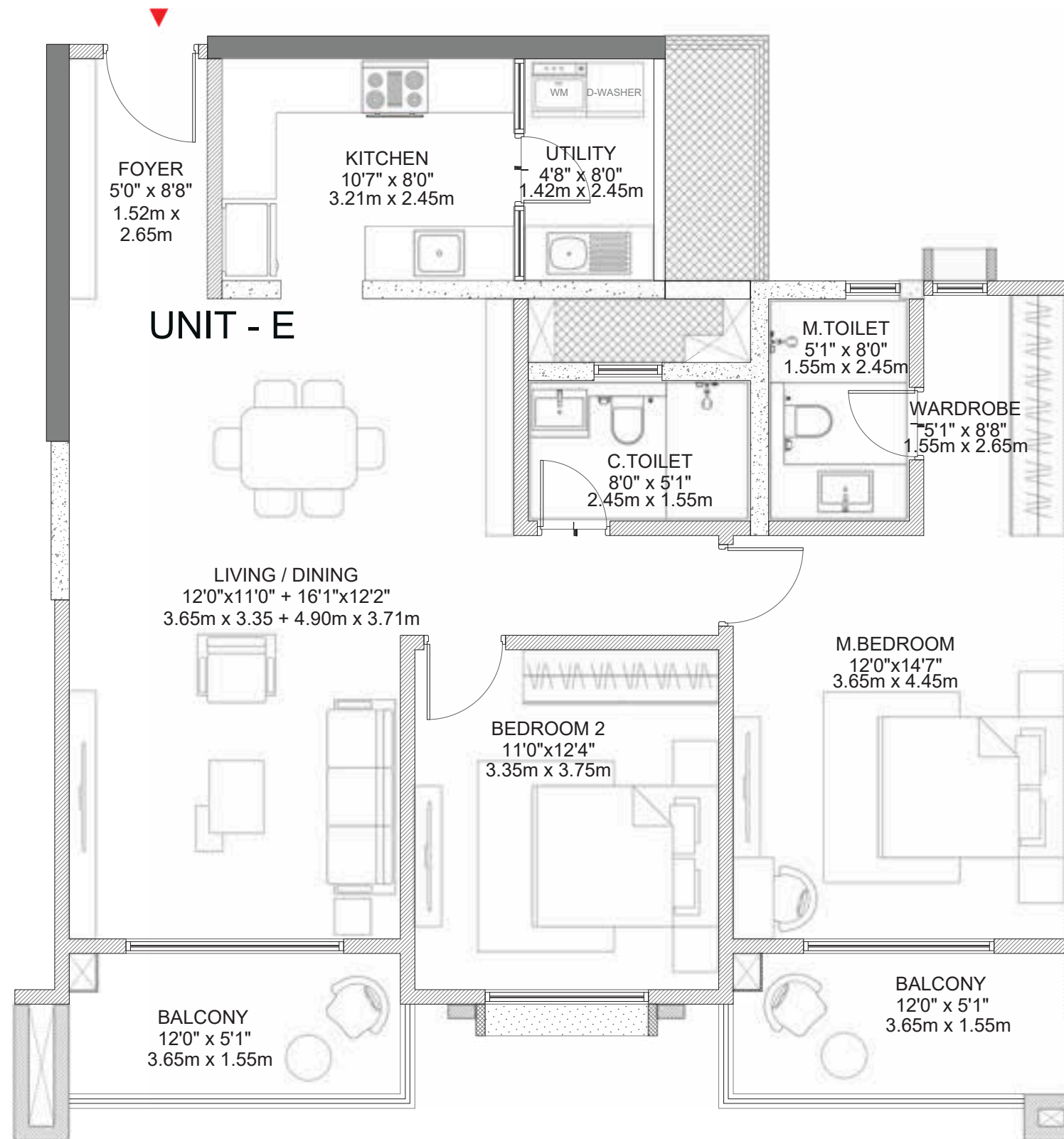
UTILITY AREA
3.48 Sq. Mts. (37.45 Sq. Ft.)

SALEABLE AREA
155.02 Sq. Mts. (1668.60 Sq. Ft.)

UNIT NUMBERS

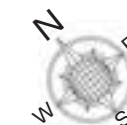
F-2002, F-3002,
G-2002, G-3002, H-2002 & H-3002

KEYPLAN



NOTE:

1. ALL DIMENSIONS MENTIONED ARE STRUCTURE TO STRUCTURE DIMENSIONS AND INCLUDES LEDGES.
2. CARPET AREA IS CALCULATED FROM THE UNFINISHED WALL.
3. CARPET AREA INCLUDES TOILET LEDGE WALLS.
4. BALCONY DIMENSIONS DOESN'T INCLUDE UPSTAND BELOW RAILING.
5. ORIENTATION OF THE ENTRY DOOR VARIES BASED ON THE UNIT'S LOCATION.



1 m² = 10.764 Sq. Ft.

GODREJ VANANTARA

UNIT TYPE	2BHK + 2T(REFUGE)
TOWER NO	J
BUILDING NUMBER	2
FLOORS	20 th & 30 th Floors

UNIT - E (TYPE-10)

RERA CARPET AREA
91.38 Sq. Mts.(983.64 Sq. Ft.)

BALCONY AREA
11.32 Sq. Mts. (121.79 Sq. Ft.)

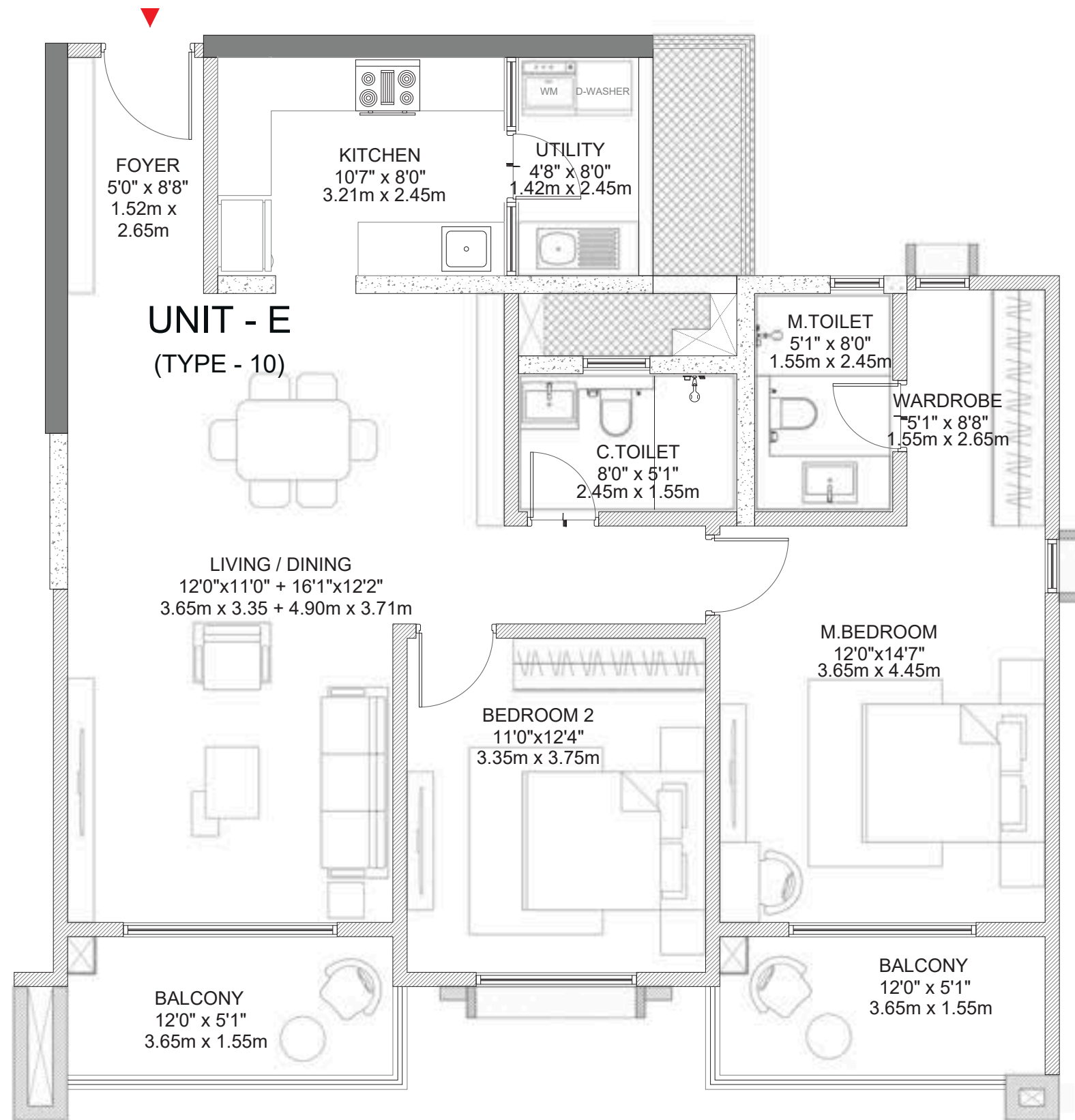
UTILITY AREA
3.48 Sq. Mts. (37.45 Sq. Ft.)

SALEABLE AREA
155.02 Sq. Mts. (1668.60 Sq. Ft.)

UNIT NUMBERS

J-2002 & J-3002

KEYPLAN



NOTE:

1. ALL DIMENSIONS MENTIONED ARE STRUCTURE TO STRUCTURE DIMENSIONS AND INCLUDES LEDGES.
2. CARPET AREA IS CALCULATED FROM THE UNFINISHED WALL.
3. CARPET AREA INCLUDES TOILET LEDGE WALLS.
4. BALCONY DIMENSIONS DOESN'T INCLUDE UPSTAND BELOW RAILING.
5. ORIENTATION OF THE ENTRY DOOR VARIES BASED ON THE UNIT'S LOCATION.



1 m² = 10.764 Sq. Ft.

GODREJ VANANTARA

UNIT TYPE	3BHK + 3T
TOWER NO	K & M
BUILDING NUMBER	3 & 4
FLOORS	GROUND & FIRST

UNIT - H (TYPE-1)

RERA CARPET AREA
96.54 Sq. Mts. (1039.16 Sq. Ft.)

BALCONY AREA
9.43 Sq. Mts. (101.46 Sq. Ft.)

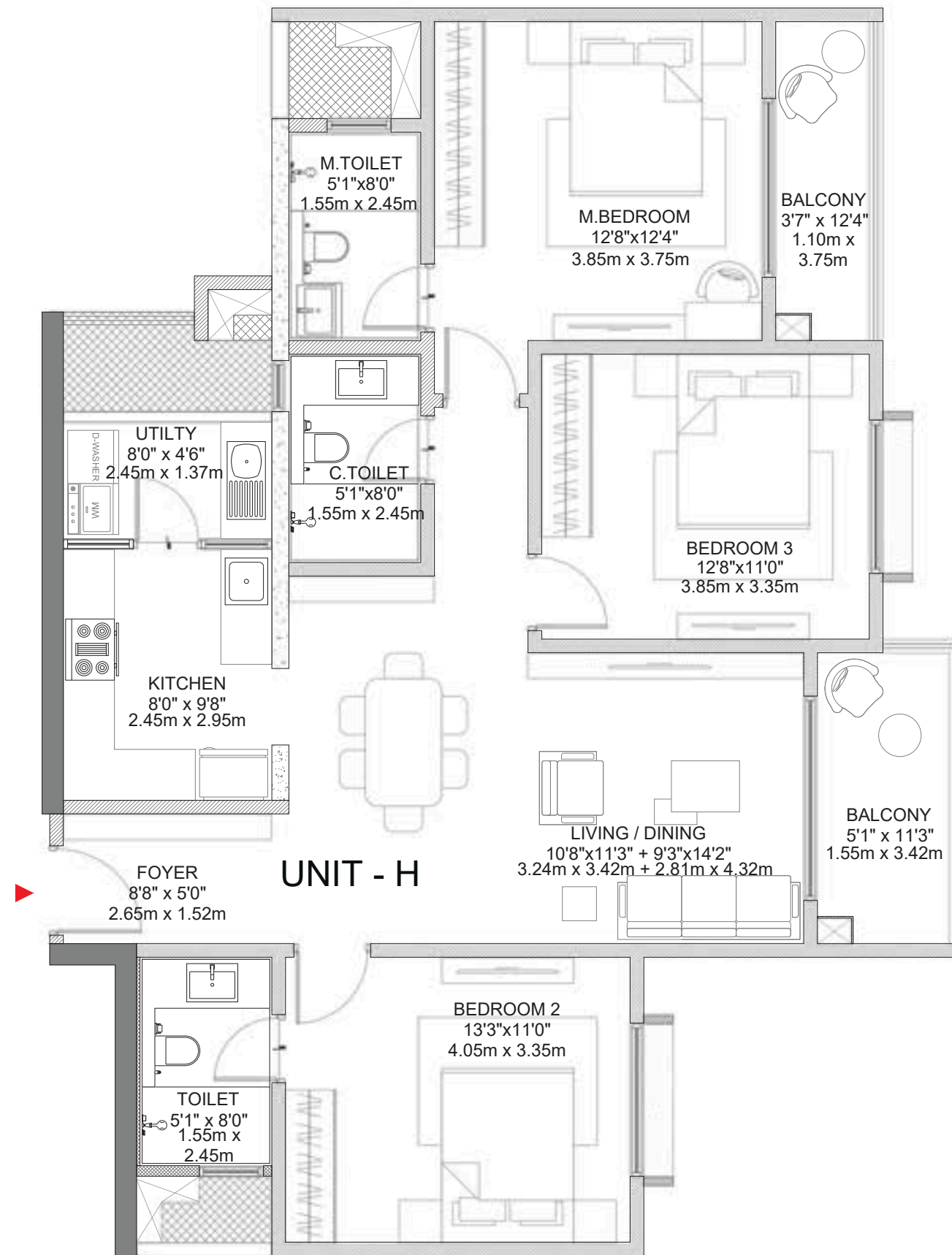
UTILITY AREA
3.63 Sq. Mts. (39.07 Sq. Ft.)

SALEABLE AREA
160.01 Sq. Mts. (1722.35 Sq. Ft.)

UNIT NUMBERS

K-004, K-104, M-004 & M-104

KEYPLAN



NOTE:

1. ALL DIMENSIONS MENTIONED ARE STRUCTURE TO STRUCTURE DIMENSIONS AND INCLUDES LEDGES.
2. CARPET AREA IS CALCULATED FROM THE UNFINISHED WALL.
3. CARPET AREA INCLUDES TOILET LEDGE WALLS.
4. BALCONY DIMENSIONS DOESN'T INCLUDE UPSTAND BELOW RAILING.
5. ORIENTATION OF THE ENTRY DOOR VARIES BASED ON THE UNIT'S LOCATION.



1 m² = 10.764 Sq. Ft.

GODREJ VANANTARA

UNIT TYPE	3BHK + 3T
TOWER NO	L & N
BUILDING NUMBER	3 & 4
FLOORS	GROUND & FIRST

UNIT - H (TYPE-2)

RERA CARPET AREA
96.54 Sq. Mts. (1039.16 Sq. Ft.)

BALCONY AREA
9.43 Sq. Mts. (101.46 Sq. Ft.)

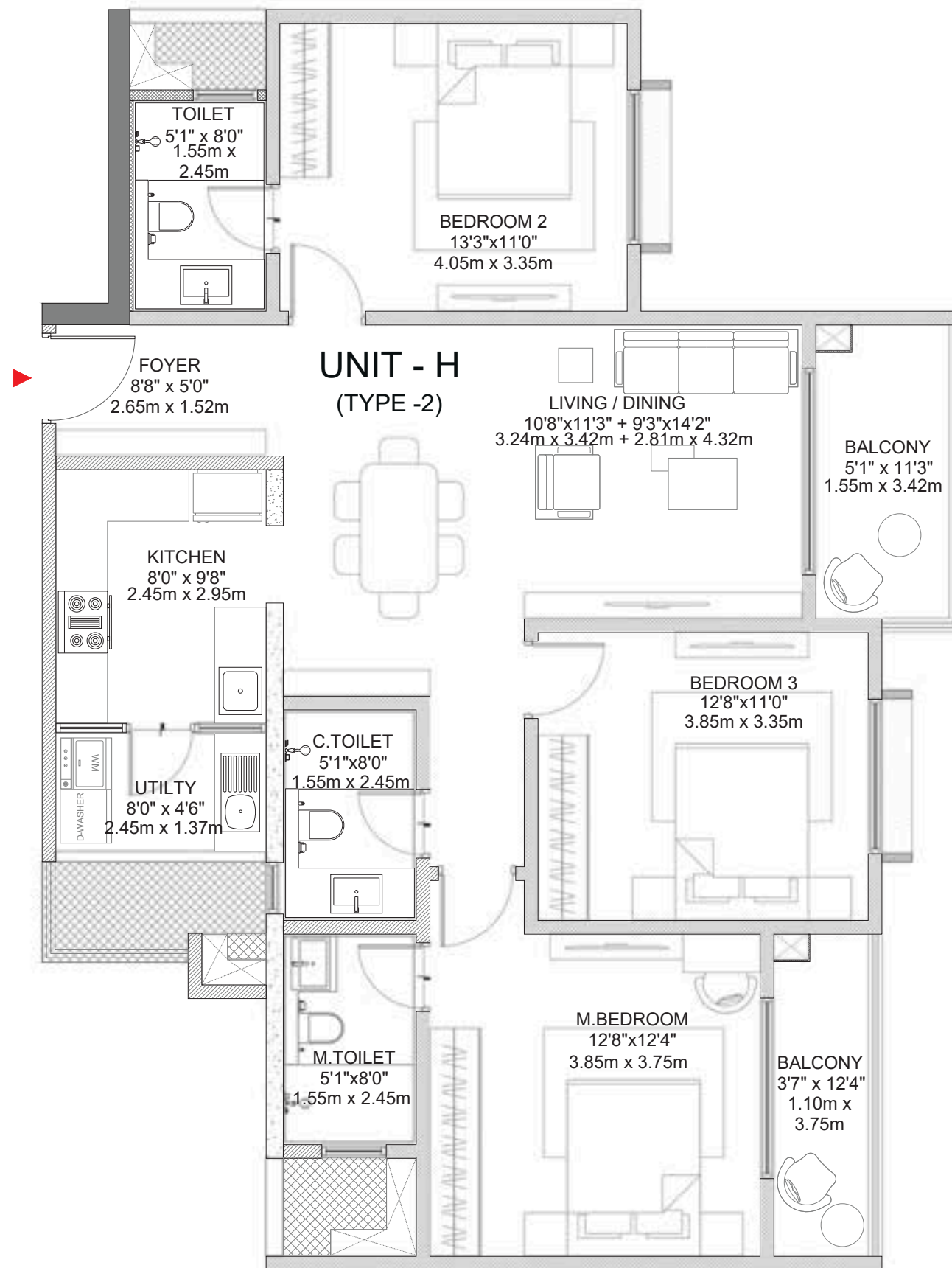
UTILITY AREA
3.63 Sq. Mts. (39.07 Sq. Ft.)

SALEABLE AREA
160.01 Sq. Mts. (1722.35 Sq. Ft.)

UNIT NUMBERS

L-001, L-101, N-001 & N-101

KEYPLAN



NOTE:

1. ALL DIMENSIONS MENTIONED ARE STRUCTURE TO STRUCTURE DIMENSIONS AND INCLUDES LEDGES.
2. CARPET AREA IS CALCULATED FROM THE UNFINISHED WALL.
3. CARPET AREA INCLUDES TOILET LEDGE WALLS.
4. BALCONY DIMENSIONS DOESN'T INCLUDE UPSTAND BELOW RAILING.
5. ORIENTATION OF THE ENTRY DOOR VARIES BASED ON THE UNIT'S LOCATION.



1 m² = 10.764 Sq. Ft.

GODREJ VANANTARA

UNIT TYPE	3BHK + 3T
TOWER NO	K, L, M & N
BUILDING NUMBER	3 & 4
FLOORS	3rd - 32 nd Floor

UNIT - H (TYPE-3)

RERA CARPET AREA
96.54 Sq. Mts. (1039.16 Sq. Ft.)

BALCONY AREA
9.43 Sq. Mts. (101.46 Sq. Ft.)

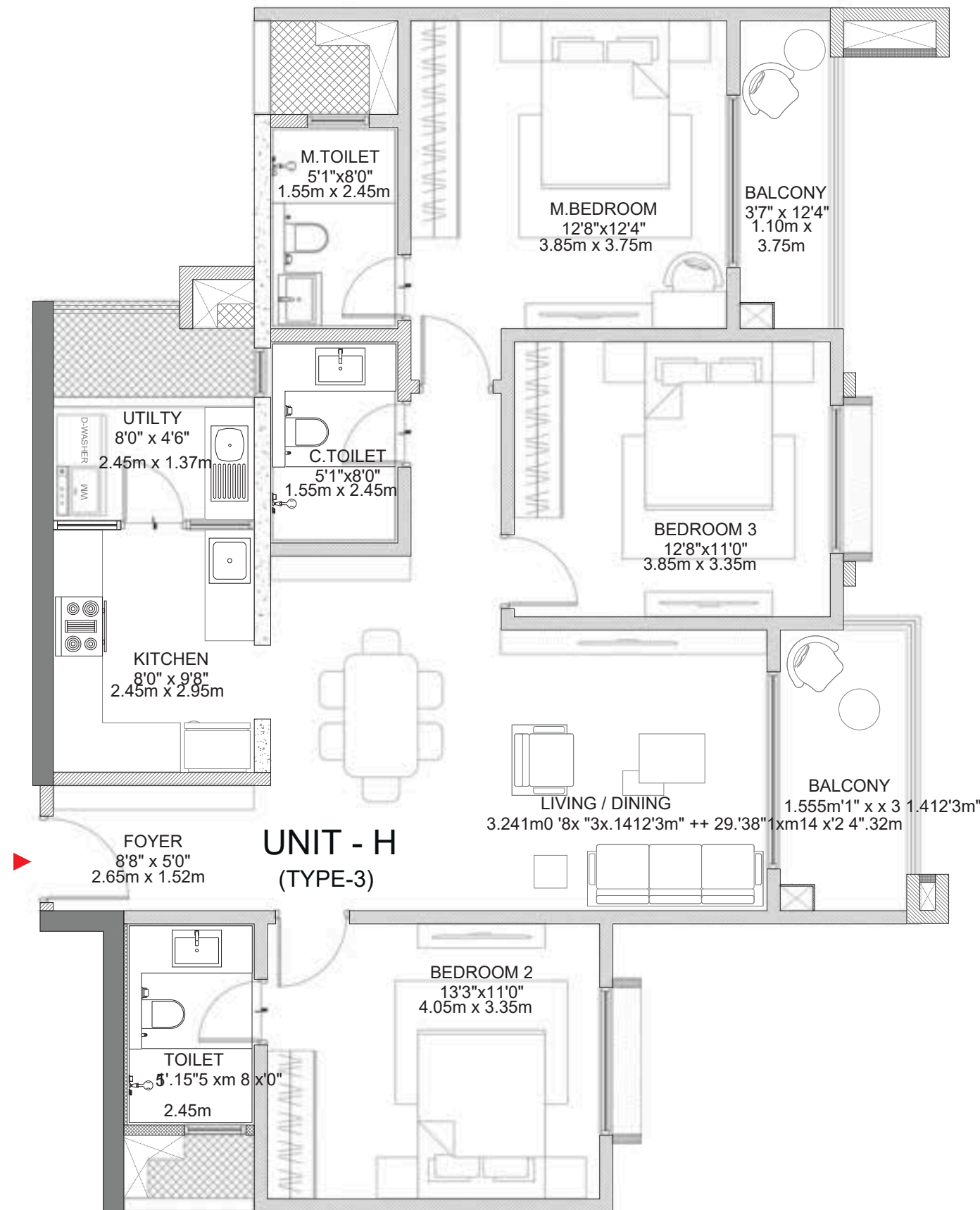
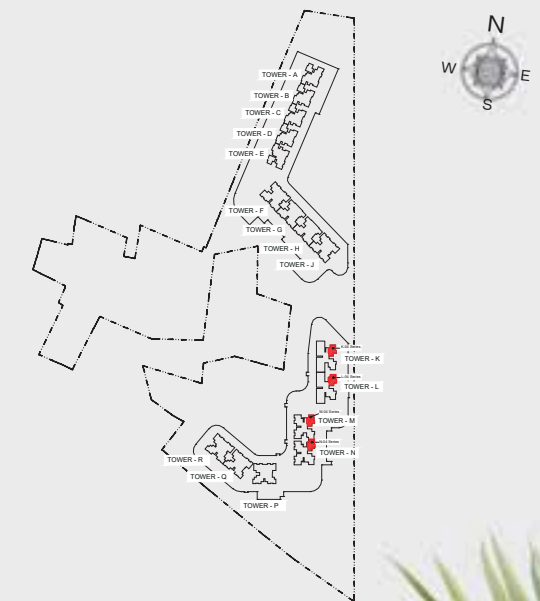
UTILITY AREA
3.63 Sq. Mts. (39.07 Sq. Ft.)

SALEABLE AREA
160.01 Sq. Mts. (1722.35 Sq. Ft.)

UNIT NUMBERS

K-304 - K-3204, L-304 - L-3204,
M-304 - M-3204 & N-304 - N-3204

KEYPLAN



NOTE:

1. ALL DIMENSIONS MENTIONED ARE STRUCTURE TO STRUCTURE DIMENSIONS AND INCLUDES LEDGES.
2. CARPET AREA IS CALCULATED FROM THE UNFINISHED WALL.
3. CARPET AREA INCLUDES TOILET LEDGE WALLS.
4. BALCONY DIMENSIONS DOESN'T INCLUDE UPSTAND BELOW RAILING.
5. ORIENTATION OF THE ENTRY DOOR VARIES BASED ON THE UNIT'S LOCATION.



1 m² = 10.764 Sq. Ft.

GODREJ VANANTARA

UNIT TYPE	3BHK + 3T
TOWER NO	K, L, M & N
BUILDING NUMBER	3 & 4
FLOORS	3rd - 32 nd Floor

UNIT - H (TYPE-3)

RERA CARPET AREA
96.54 Sq. Mts. (1039.16 Sq. Ft.)

BALCONY AREA
9.43 Sq. Mts. (101.46 Sq. Ft.)

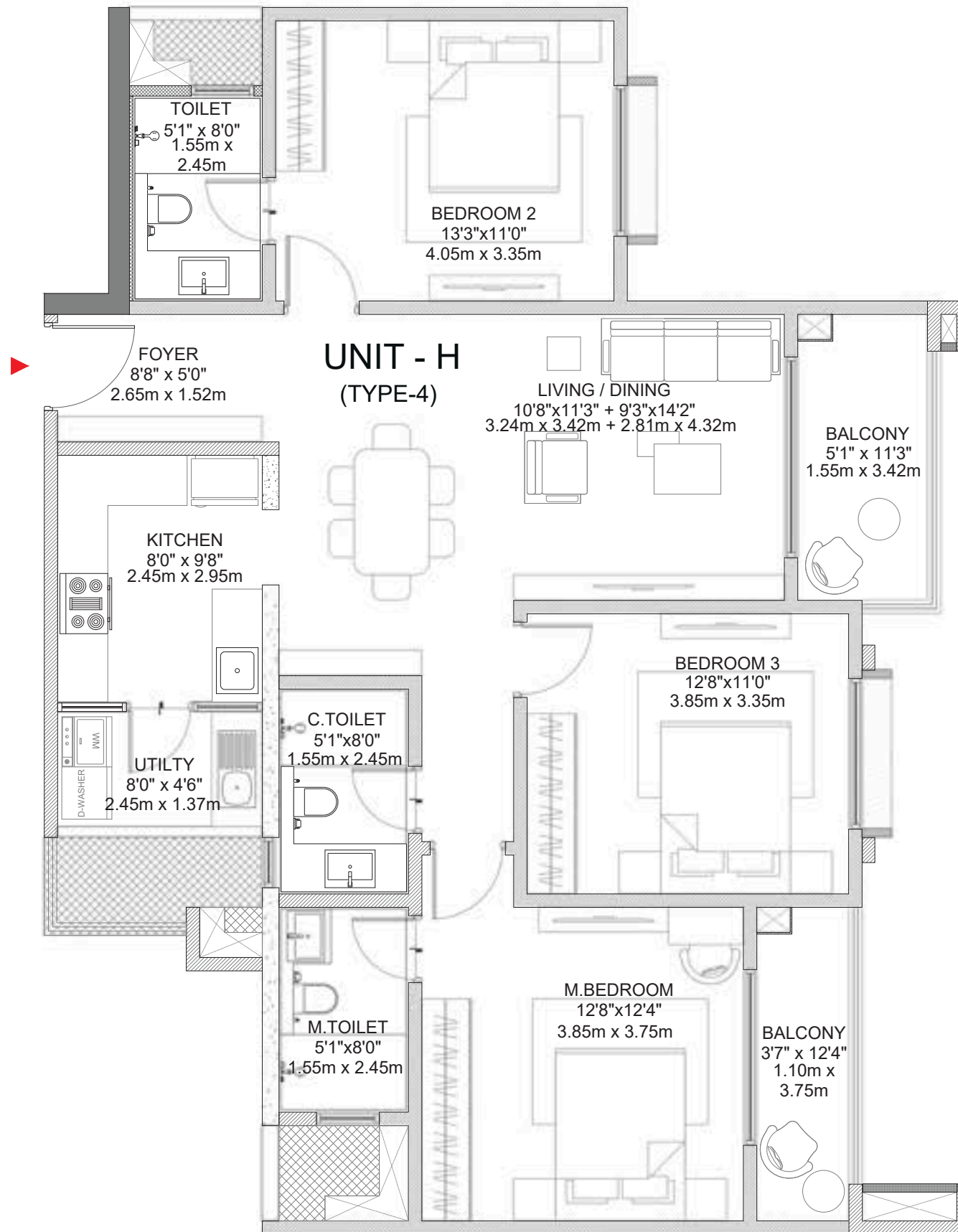
UTILITY AREA
3.63 Sq. Mts. (39.07 Sq. Ft.)

SALEABLE AREA
160.01 Sq. Mts. (1722.35 Sq. Ft.)

UNIT NUMBERS

K-301 - K-3201, L-301 - L-3201,
M-301 - M-3201 & N-301 - N-3201

KEYPLAN



NOTE:

1. ALL DIMENSIONS MENTIONED ARE STRUCTURE TO STRUCTURE DIMENSIONS AND INCLUDES LEDGES.
2. CARPET AREA IS CALCULATED FROM THE UNFINISHED WALL.
3. CARPET AREA INCLUDES TOILET LEDGE WALLS.
4. BALCONY DIMENSIONS DOESN'T INCLUDE UPSTAND AND BELOW RAILING.
5. ORIENTATION OF THE ENTRY DOOR VARIES BASED ON THE UNIT'S LOCATION.



1 m² = 10.764 Sq. Ft.

GODREJ VANANTARA

UNIT TYPE	3BHK + 3T
TOWER NO	M
BUILDING NUMBER	4
FLOORS	GROUND & FIRST

UNIT - I (TYPE-1)

RERA CARPET AREA
114.64 Sq. Mts. (1233.93 Sq. Ft.)

BALCONY AREA
11.32 Sq. Mts. (121.79 Sq. Ft.)

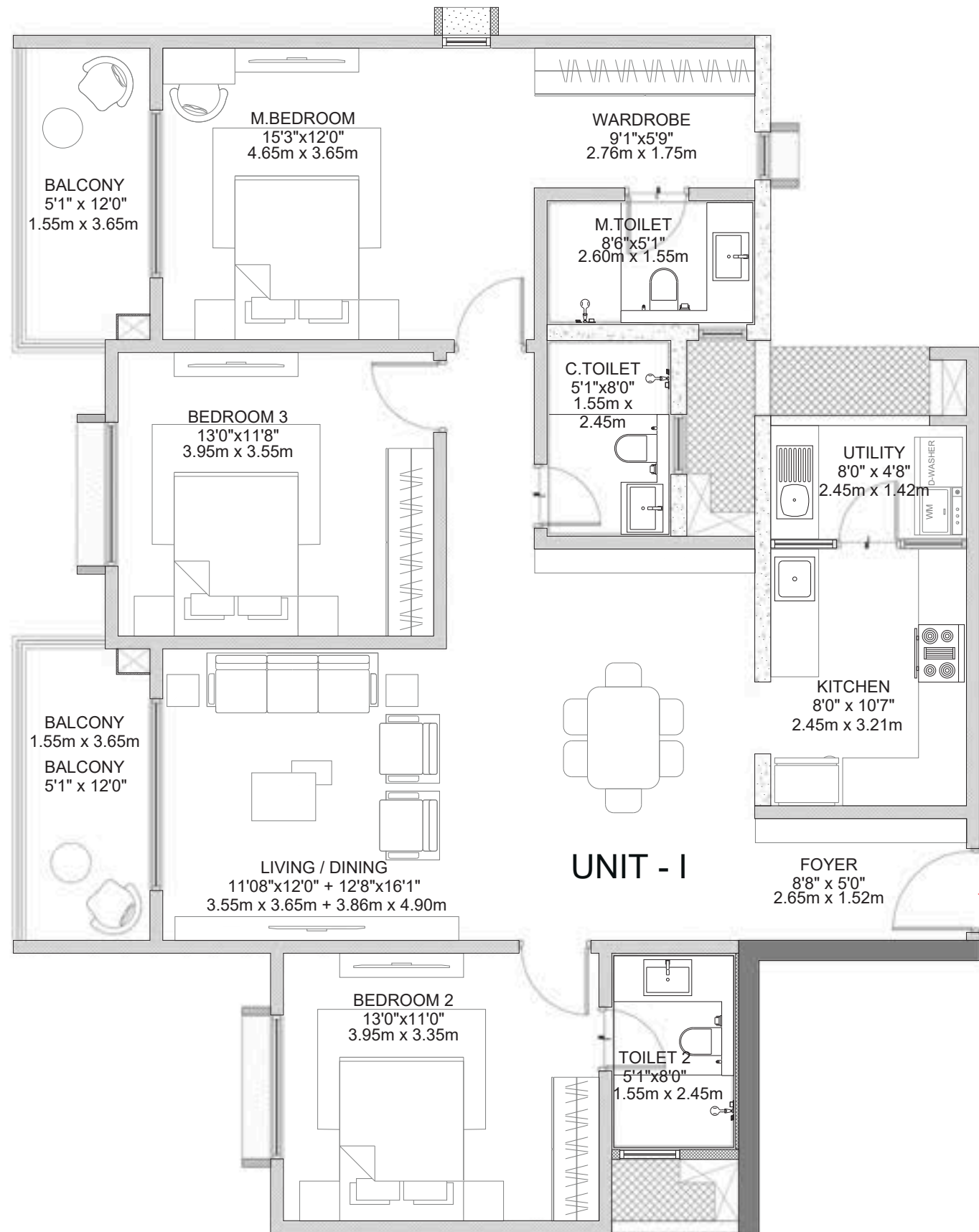
UTILITY AREA
3.48 Sq. Mts. (37.45 Sq. Ft.)

SALEABLE AREA
188.97 Sq. Mts. (2034.03 Sq. Ft.)

UNIT NUMBERS

M-003 & M-103

KEYPLAN



NOTE:

1. ALL DIMENSIONS MENTIONED ARE STRUCTURE TO STRUCTURE DIMENSIONS AND INCLUDES LEDGES.
2. CARPET AREA IS CALCULATED FROM THE UNFINISHED WALL.
3. CARPET AREA INCLUDES TOILET LEDGE WALLS.
4. BALCONY DIMENSIONS DOESN'T INCLUDE UPSTAND BELOW RAILING.
5. ORIENTATION OF THE ENTRY DOOR VARIES BASED ON THE UNIT'S LOCATION.



1 m² = 10.764 Sq. Ft.

GODREJ VANANTARA

UNIT TYPE	3BHK + 3T
TOWER NO	M
BUILDING NUMBER	4
FLOORS	GROUND & FIRST

UNIT - I (TYPE-2)

RERA CARPET AREA
114.64 Sq. Mts. (1233.93 Sq. Ft.)

BALCONY AREA
11.32 Sq. Mts. (121.79 Sq. Ft.)

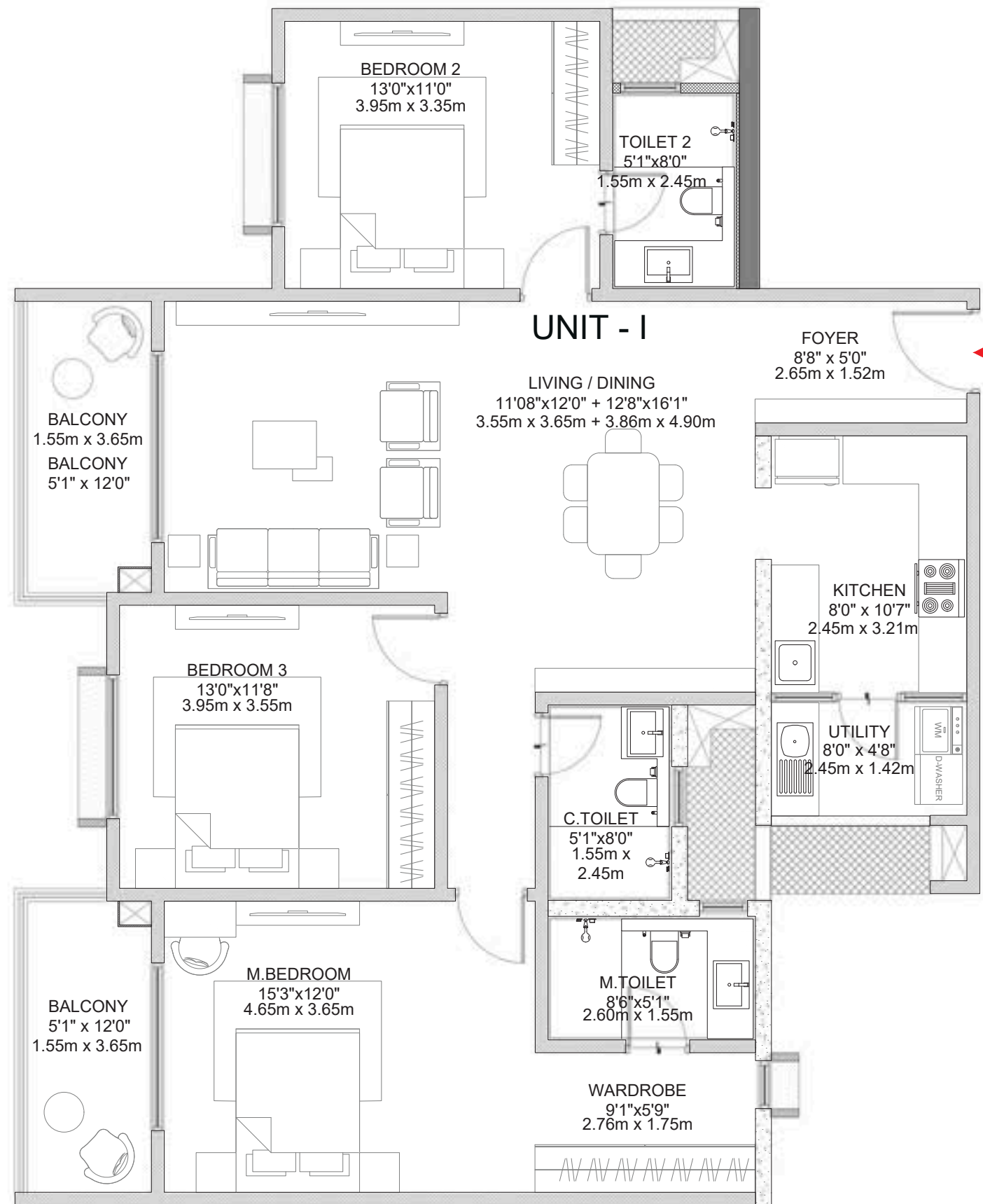
UTILITY AREA
3.48 Sq. Mts. (37.45 Sq. Ft.)

SALEABLE AREA
188.97 Sq. Mts. (2034.03 Sq. Ft.)

UNIT NUMBERS

M-002 & M-102

KEYPLAN



NOTE:

1. ALL DIMENSIONS MENTIONED ARE STRUCTURE TO STRUCTURE DIMENSIONS AND INCLUDES LEDGES.
2. CARPET AREA IS CALCULATED FROM THE UNFINISHED WALL.
3. CARPET AREA INCLUDES TOILET LEDGE WALLS.
4. BALCONY DIMENSIONS DOESN'T INCLUDE UPSTAND BELOW RAILING.
5. ORIENTATION OF THE ENTRY DOOR VARIES BASED ON THE UNIT'S LOCATION.



1 m² = 10.764 Sq. Ft.

GODREJ VANANTARA

UNIT TYPE	3BHK + 3T
TOWER NO	N
BUILDING NUMBER	4
FLOORS	GROUND & FIRST

UNIT - I (TYPE-3)

RERA CARPET AREA
114.64 Sq. Mts. (1233.93 Sq. Ft.)

BALCONY AREA
11.32 Sq. Mts. (121.79 Sq. Ft.)

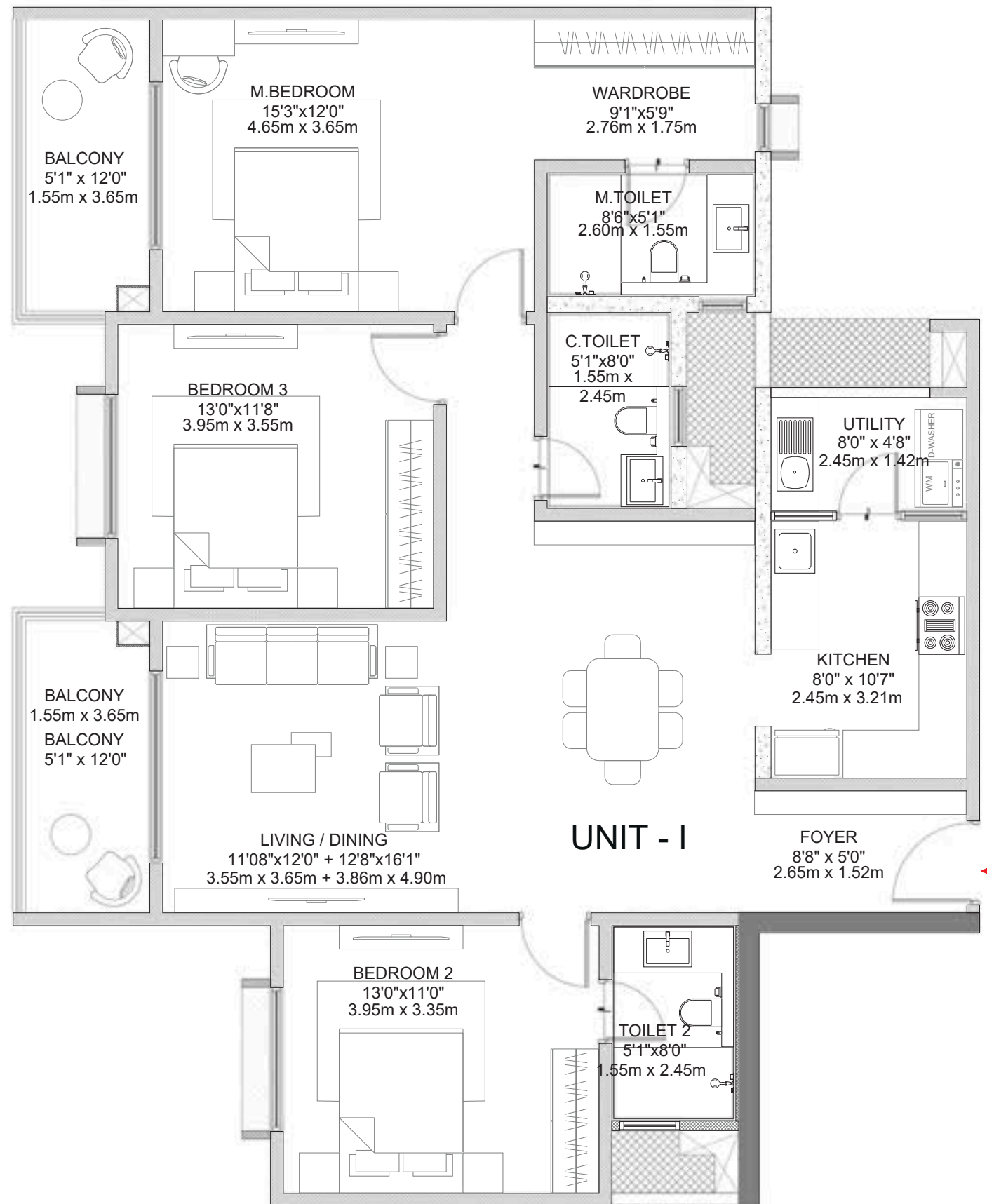
UTILITY AREA
3.48 Sq. Mts. (37.45 Sq. Ft.)

SALEABLE AREA
188.97 Sq. Mts. (2034.03 Sq. Ft.)

UNIT NUMBERS

N-003 & N-103

KEYPLAN



NOTE:

1. ALL DIMENSIONS MENTIONED ARE STRUCTURE TO STRUCTURE DIMENSIONS AND INCLUDES LEDGES.
2. CARPET AREA IS CALCULATED FROM THE UNFINISHED WALL.
3. CARPET AREA INCLUDES TOILET LEDGE WALLS.
4. BALCONY DIMENSIONS DOESN'T INCLUDE UPSTAND BELOW RAILING.
5. ORIENTATION OF THE ENTRY DOOR VARIES BASED ON THE UNIT'S LOCATION.



1 m² = 10.764 Sq. Ft.

GODREJ VANANTARA

UNIT TYPE	3BHK + 3T
TOWER NO	N
BUILDING NUMBER	4
FLOORS	GROUND & FIRST

UNIT - I (TYPE-4)

RERA CARPET AREA
114.64 Sq. Mts. (1233.93 Sq. Ft.)

BALCONY AREA
11.32 Sq. Mts. (121.79 Sq. Ft.)

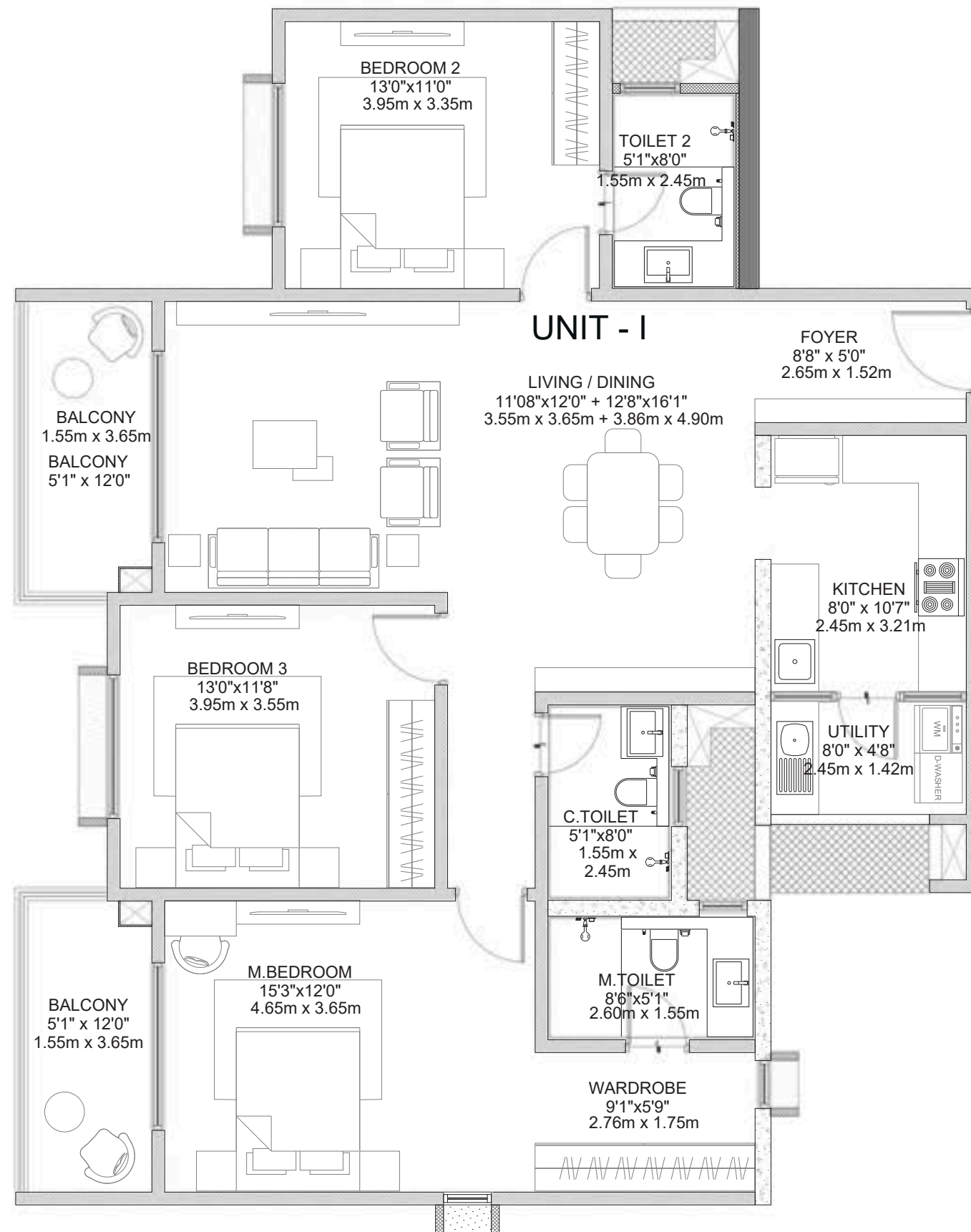
UTILITY AREA
3.48 Sq. Mts. (37.45 Sq. Ft.)

SALEABLE AREA
188.97 Sq. Mts. (2034.03 Sq. Ft.)

UNIT NUMBERS

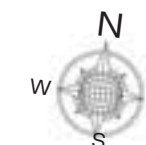
N-002 & N-102

KEYPLAN



NOTE:

1. ALL DIMENSIONS MENTIONED ARE STRUCTURE TO STRUCTURE DIMENSIONS AND INCLUDES LEDGES.
2. CARPET AREA IS CALCULATED FROM THE UNFINISHED WALL.
3. CARPET AREA INCLUDES TOILET LEDGE WALLS.
4. BALCONY DIMENSIONS DOESN'T INCLUDE UPSTAND BELOW RAILING.
5. ORIENTATION OF THE ENTRY DOOR VARIES BASED ON THE UNIT'S LOCATION.



1 m² = 10.764 Sq. Ft.

GODREJ VANANTARA

UNIT TYPE	3BHK + 3T
TOWER NO	M
BUILDING NUMBER	4
FLOORS	3rd - 32 nd Floor

UNIT - I (TYPE-5)

RERA CARPET AREA
114.64 Sq. Mts. (1233.93 Sq. Ft.)

BALCONY AREA
11.32 Sq. Mts. (121.79 Sq. Ft.)

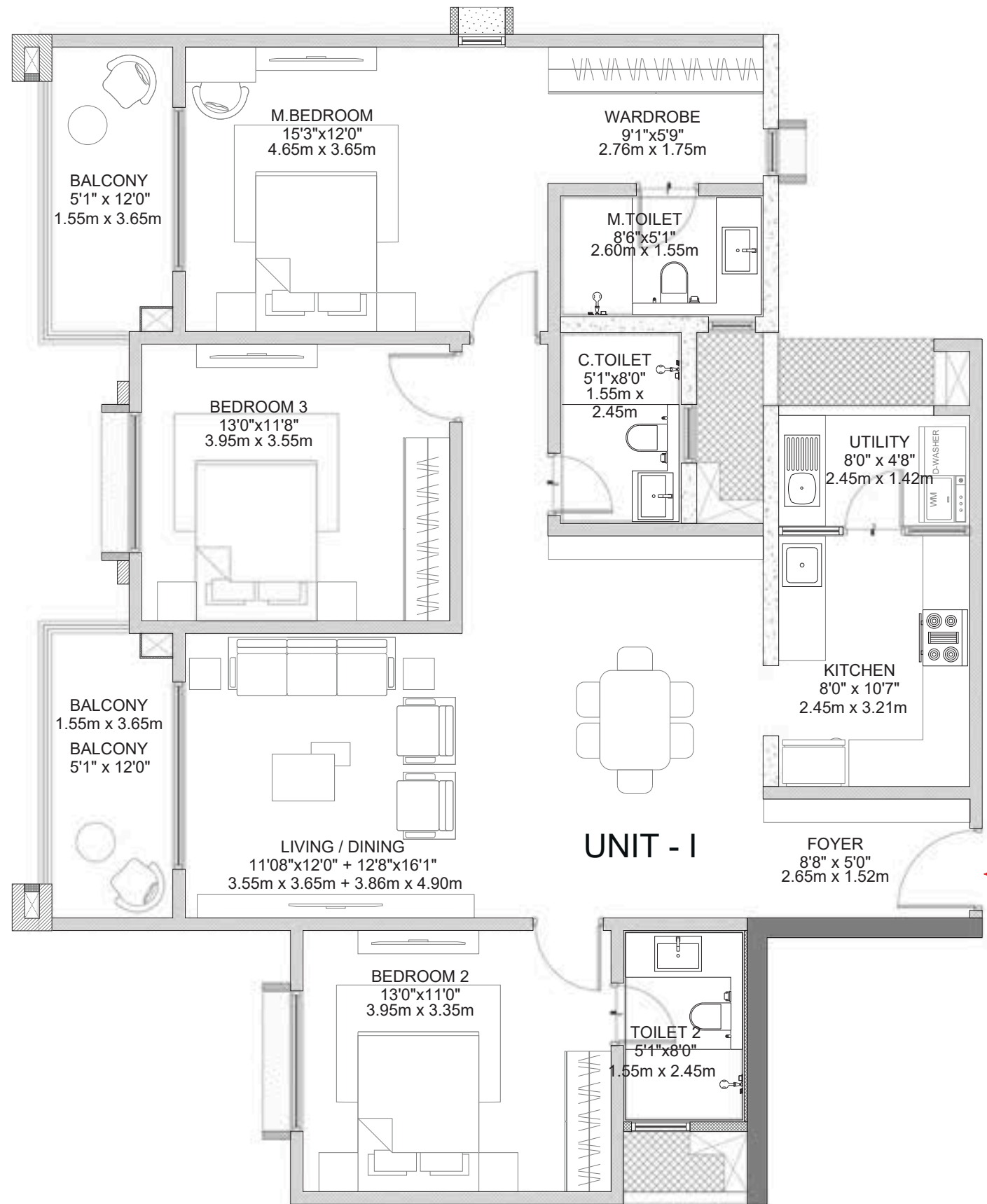
UTILITY AREA
3.48 Sq. Mts. (37.45 Sq. Ft.)

SALEABLE AREA
188.97 Sq. Mts. (2034.03 Sq. Ft.)

UNIT NUMBERS

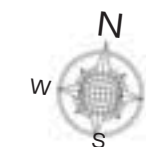
M-303 - M-3203

KEYPLAN



NOTE:

1. ALL DIMENSIONS MENTIONED ARE STRUCTURE TO STRUCTURE DIMENSIONS AND INCLUDES LEDGES.
2. CARPET AREA IS CALCULATED FROM THE UNFINISHED WALL.
3. CARPET AREA INCLUDES TOILET LEDGE WALLS.
4. BALCONY DIMENSIONS DOESN'T INCLUDE UPSTAND BELOW RAILING.
5. ORIENTATION OF THE ENTRY DOOR VARIES BASED ON THE UNIT'S LOCATION.



1 m² = 10.764 Sq. Ft.

GODREJ VANANTARA

UNIT TYPE	3BHK + 3T
TOWER NO	M
BUILDING NUMBER	4
FLOORS	3rd - 32 nd Floor

UNIT - I (TYPE-6)

RERA CARPET AREA
114.64 Sq. Mts. (1233.93 Sq. Ft.)

BALCONY AREA
11.32 Sq. Mts. (121.79 Sq. Ft.)

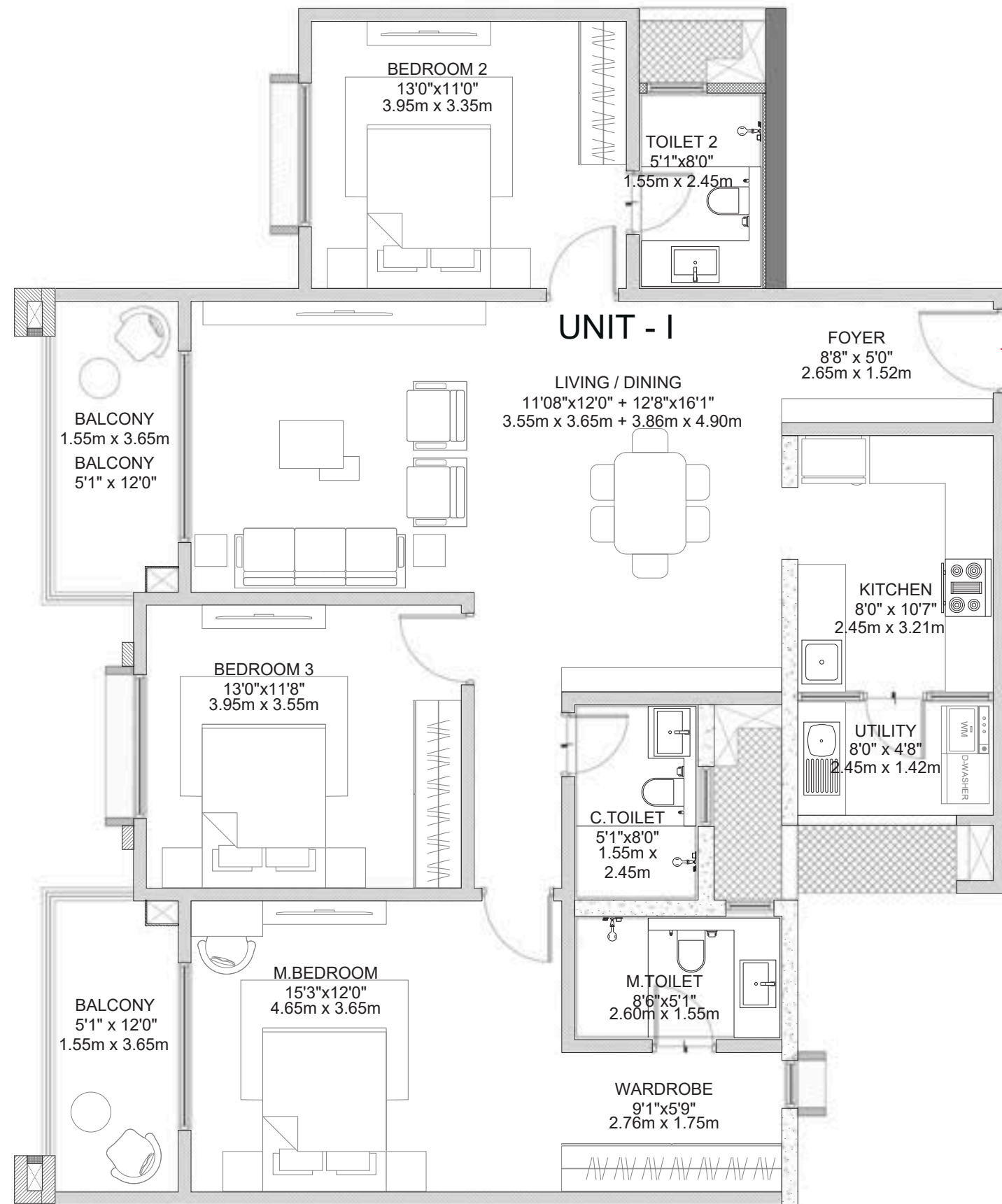
UTILITY AREA
3.48 Sq. Mts. (37.45 Sq. Ft.)

SALEABLE AREA
188.97 Sq. Mts. (2034.03 Sq. Ft.)

UNIT NUMBERS

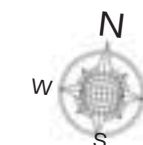
M-302 - M-3202

KEYPLAN



NOTE:

1. ALL DIMENSIONS MENTIONED ARE STRUCTURE TO STRUCTURE DIMENSIONS AND INCLUDES LEDGES.
2. CARPET AREA IS CALCULATED FROM THE UNFINISHED WALL.
3. CARPET AREA INCLUDES TOILET LEDGE WALLS.
4. BALCONY DIMENSIONS DOESN'T INCLUDE UPSTAND BELOW RAILING.
5. ORIENTATION OF THE ENTRY DOOR VARIES BASED ON THE UNIT'S LOCATION.



1 m² = 10.764 Sq. Ft.

GODREJ VANANTARA

UNIT TYPE	3BHK + 3T
TOWER NO	N
BUILDING NUMBER	4
FLOORS	3rd - 32 nd Floor

UNIT - I (TYPE-7)

RERA CARPET AREA
114.64 Sq. Mts. (1233.93 Sq. Ft.)

BALCONY AREA
11.32 Sq. Mts. (121.79 Sq. Ft.)

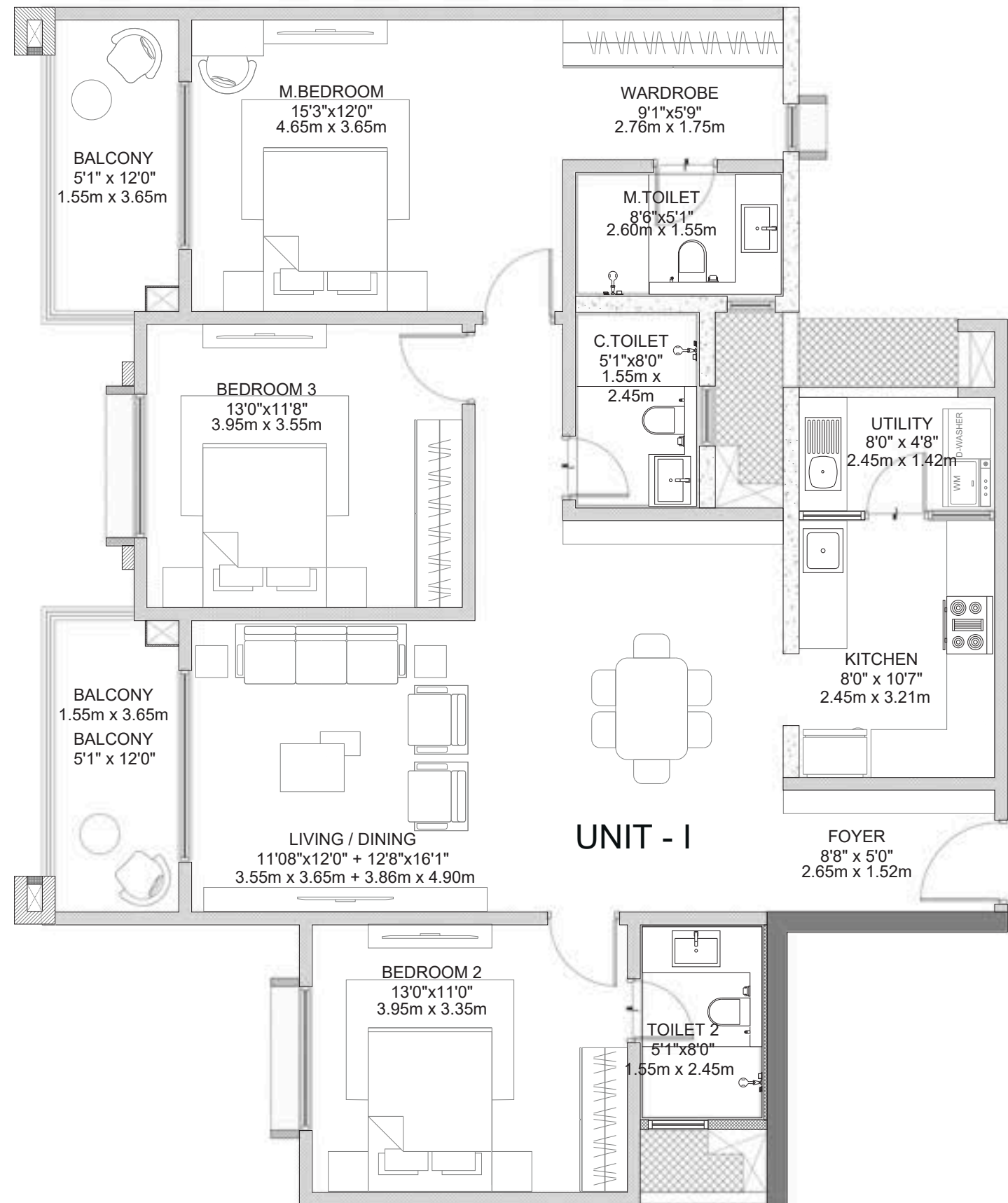
UTILITY AREA
3.48 Sq. Mts. (37.45 Sq. Ft.)

SALEABLE AREA
188.97 Sq. Mts. (2034.03 Sq. Ft.)

UNIT NUMBERS

N-303 - N-3203

KEYPLAN



NOTE:

1. ALL DIMENSIONS MENTIONED ARE STRUCTURE TO STRUCTURE DIMENSIONS AND INCLUDES LEDGES.
2. CARPET AREA IS CALCULATED FROM THE UNFINISHED WALL.
3. CARPET AREA INCLUDES TOILET LEDGE WALLS.
4. BALCONY DIMENSIONS DOESN'T INCLUDE UPSTAND BELOW RAILING.
5. ORIENTATION OF THE ENTRY DOOR VARIES BASED ON THE UNIT'S LOCATION.



1 m² = 10.764 Sq. Ft.

GODREJ VANANTARA

UNIT TYPE	3BHK + 3T
TOWER NO	N
BUILDING NUMBER	4
FLOORS	3rd - 32 nd Floor

UNIT - I (TYPE-8)

RERA CARPET AREA
114.64 Sq. Mts. (1233.93 Sq. Ft.)

BALCONY AREA
11.32 Sq. Mts. (121.79 Sq. Ft.)

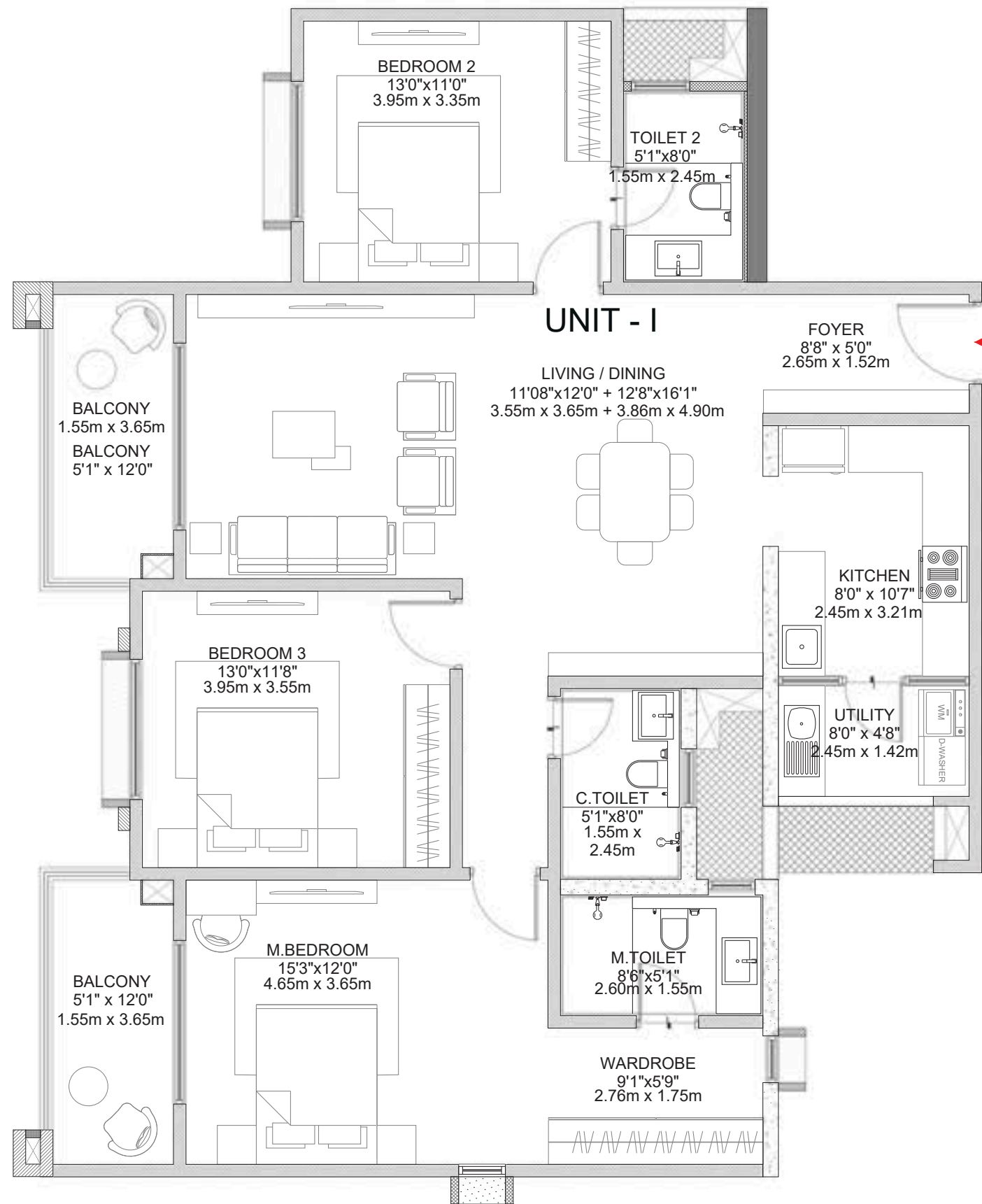
UTILITY AREA
3.48 Sq. Mts. (37.45 Sq. Ft.)

SALEABLE AREA
188.97 Sq. Mts. (2034.03 Sq. Ft.)

UNIT NUMBERS

N-302 - N-3202

KEYPLAN



NOTE:

1. ALL DIMENSIONS MENTIONED ARE STRUCTURE TO STRUCTURE DIMENSIONS AND INCLUDES LEDGES.
2. CARPET AREA IS CALCULATED FROM THE UNFINISHED WALL.
3. CARPET AREA INCLUDES TOILET LEDGE WALLS.
4. BALCONY DIMENSIONS DOESN'T INCLUDE UPSTAND BELOW RAILING.
5. ORIENTATION OF THE ENTRY DOOR VARIES BASED ON THE UNIT'S LOCATION.



1 m² = 10.764 Sq. Ft.

GODREJ VANANTARA

UNIT TYPE	4BHK-4T+SR-ST
TOWER NO	K & L
BUILDING NUMBER	3
FLOORS	GROUND & FIRST

UNIT - J (TYPE-1)

RERA CARPET AREA
161.98 Sq. Mts. (1743.57 Sq. Ft.)

BALCONY AREA
17.93 Sq. Mts. (193.03 Sq. Ft.)

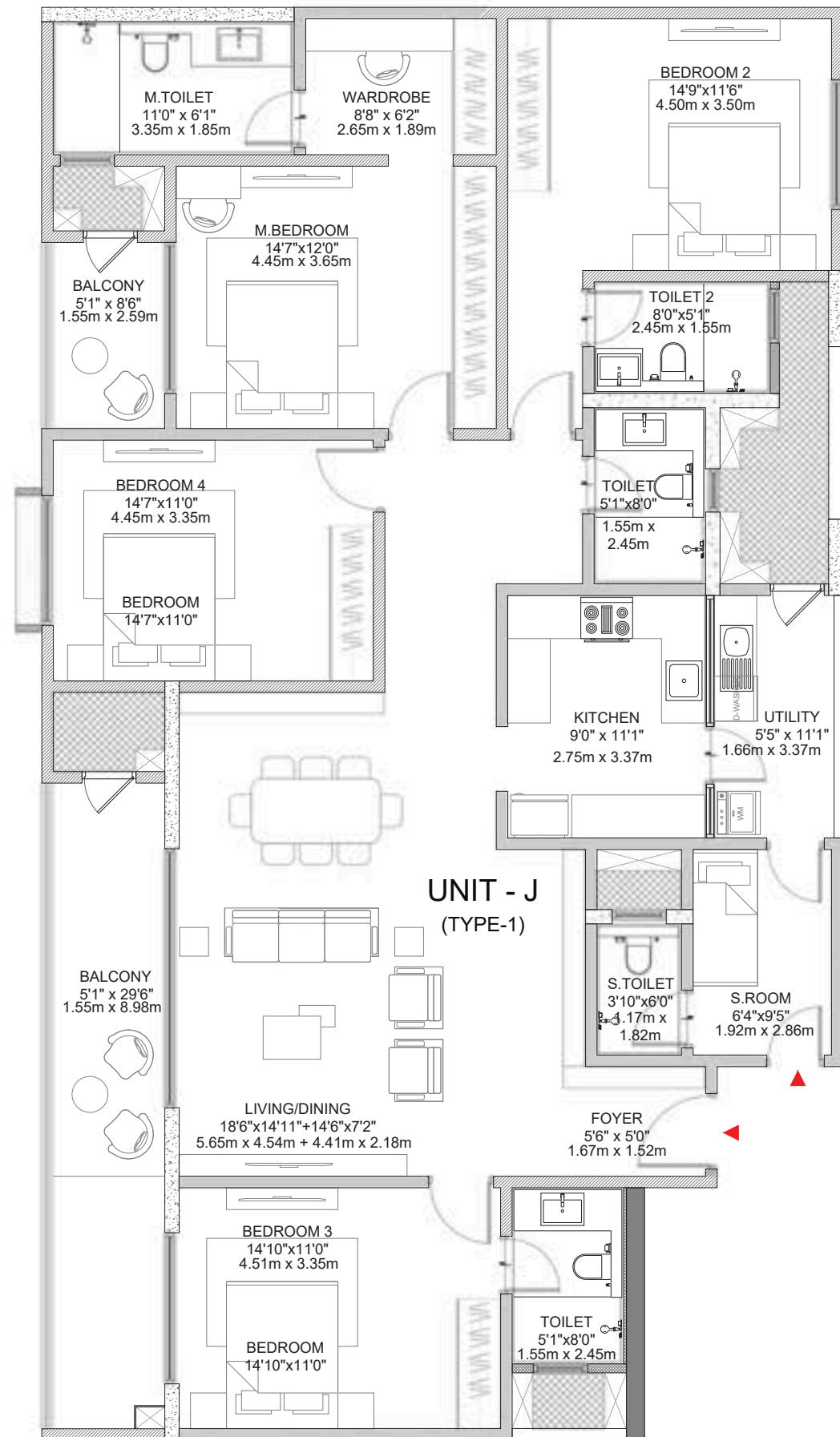
UTILITY AREA
5.60 Sq. Mts. (60.30 Sq. Ft.)

SALEABLE AREA
270.85 Sq. Mts. (2915.48 Sq. Ft.)

UNIT NUMBERS

K-003, K-103, L-003 & L-103

KEYPLAN



NOTE:

1. ALL DIMENSIONS MENTIONED ARE STRUCTURE TO STRUCTURE DIMENSIONS AND INCLUDES LEDGES.
2. CARPET AREA IS CALCULATED FROM THE UNFINISHED WALL.
3. CARPET AREA INCLUDES TOILET LEDGE WALLS.
4. BALCONY DIMENSIONS DOESN'T INCLUDE UPSTAND AND BELOW RAILING.
5. ORIENTATION OF THE ENTRY DOOR VARIES BASED ON THE UNIT'S LOCATION.



1 m² = 10.764 Sq. Ft.

GODREJ VANANTARA

UNIT TYPE	4BHK-4T+SR-ST
TOWER NO	K & L
BUILDING NUMBER	3
FLOORS	GROUND & FIRST

UNIT - J (TYPE-2)

RERA CARPET AREA
161.98 Sq. Mts. (1743.57 Sq. Ft.)

BALCONY AREA
17.93 Sq. Mts. (193.03 Sq. Ft.)

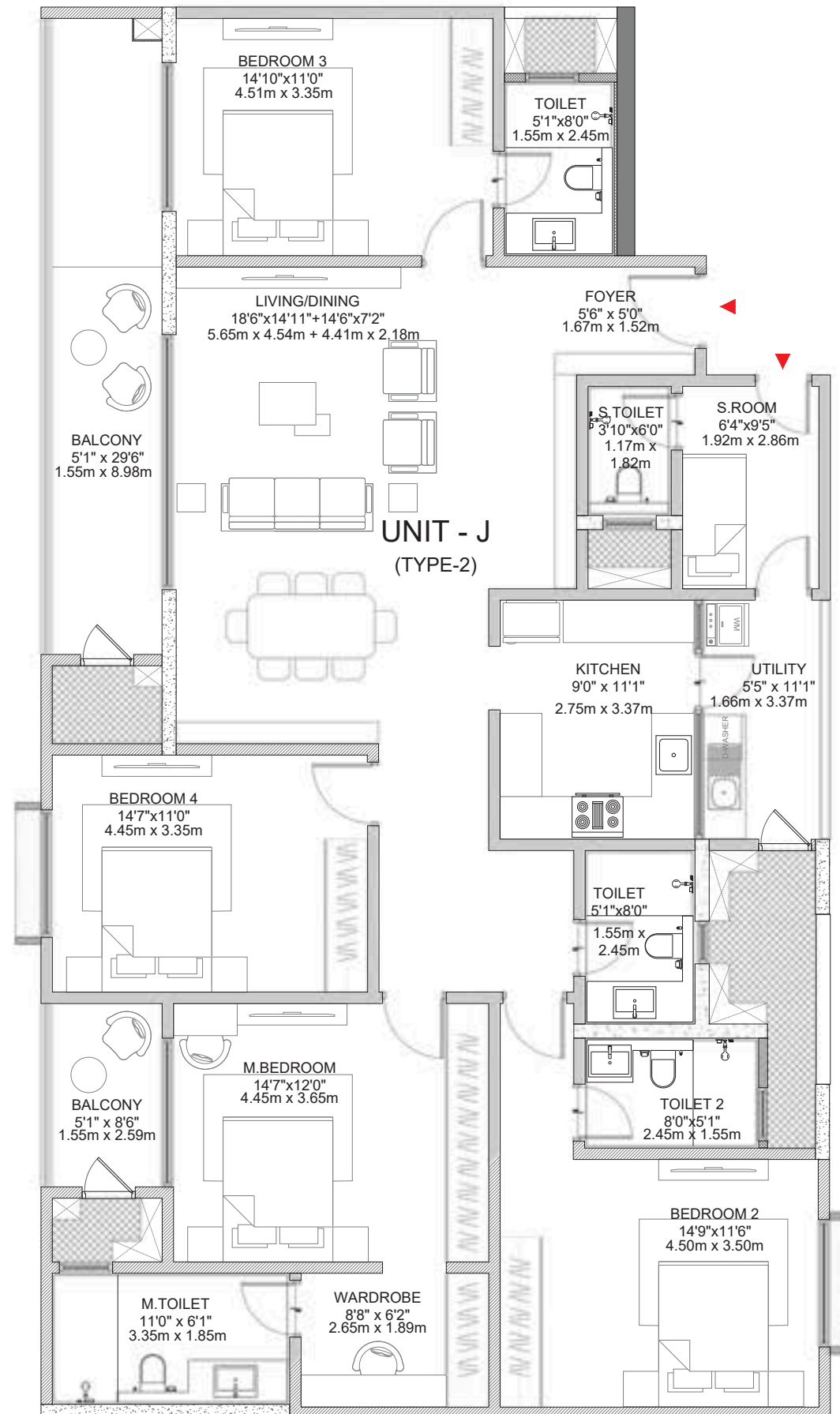
UTILITY AREA
5.60 Sq. Mts. (60.30 Sq. Ft.)

SALEABLE AREA
270.85 Sq. Mts. (2915.48 Sq. Ft.)

UNIT NUMBERS

K-002, K-102, L-002 & L-102

KEYPLAN



NOTE:

1. ALL DIMENSIONS MENTIONED ARE STRUCTURE TO STRUCTURE DIMENSIONS AND INCLUDES LEDGES.
2. CARPET AREA IS CALCULATED FROM THE UNFINISHED WALL.
3. CARPET AREA INCLUDES TOILET LEDGE WALLS.
4. BALCONY DIMENSIONS DOESN'T INCLUDE UPSTAND BELOW RAILING.
5. ORIENTATION OF THE ENTRY DOOR VARIES BASED ON THE UNIT'S LOCATION.



1 m² = 10.764 Sq. Ft.

GODREJ VANANTARA

UNIT TYPE	4BHK-4T+SR-ST
TOWER NO	K & L
BUILDING NUMBER	3
FLOORS	3rd - 32 nd Floor

UNIT - J (TYPE-3)

RERA CARPET AREA
161.98 Sq. Mts. (1743.57 Sq. Ft.)

BALCONY AREA
17.93 Sq. Mts. (193.03 Sq. Ft.)

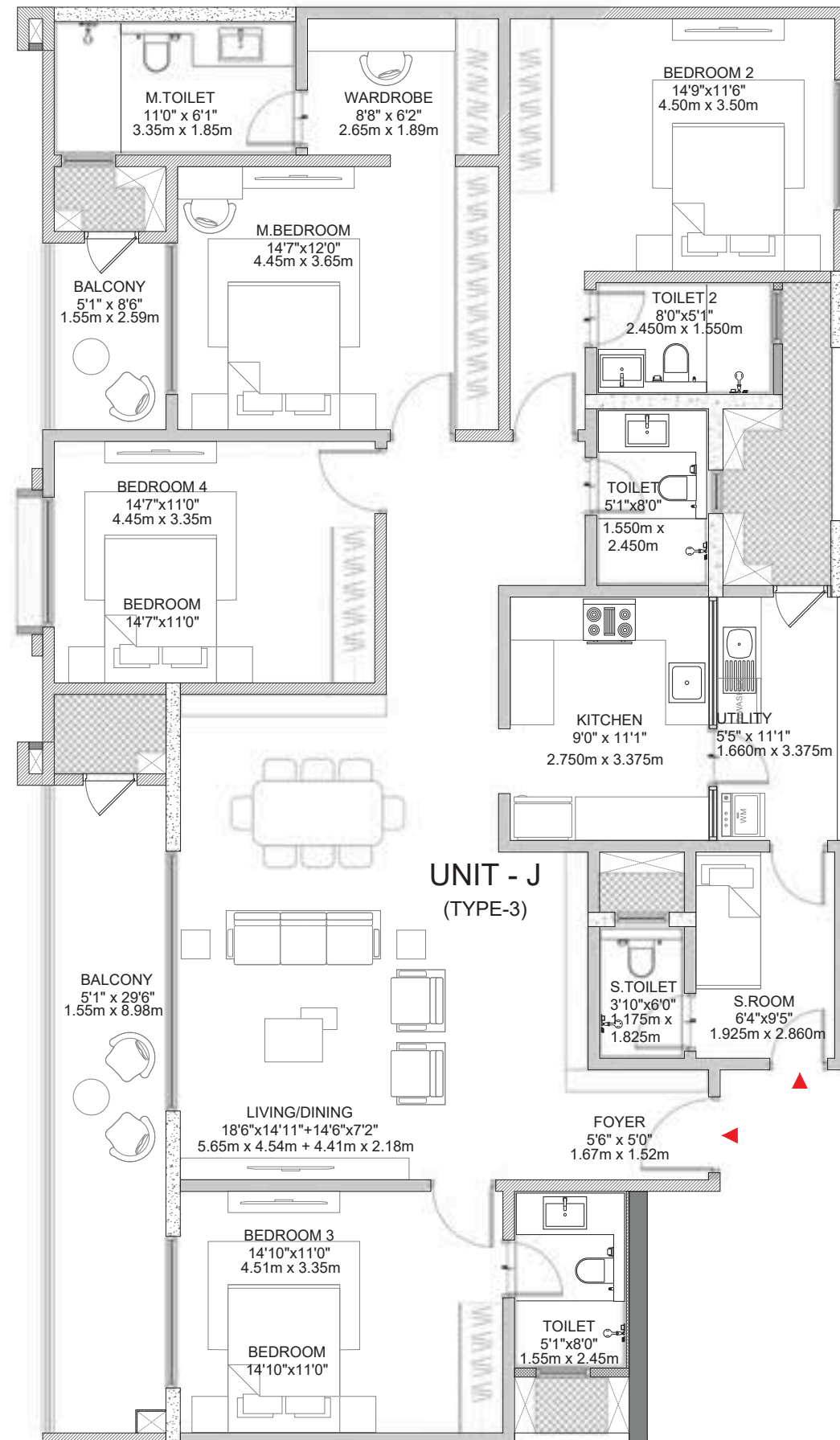
UTILITY AREA
5.60 Sq. Mts. (60.30 Sq. Ft.)

SALEABLE AREA
270.85 Sq. Mts. (2915.48 Sq. Ft.)

UNIT NUMBERS

K-303 to K-3203, L-303 to L-3203

KEYPLAN



NOTE:

1. ALL DIMENSIONS MENTIONED ARE STRUCTURE TO STRUCTURE DIMENSIONS AND INCLUDES LEDGES.
2. CARPET AREA IS CALCULATED FROM THE UNFINISHED WALL.
3. CARPET AREA INCLUDES TOILET LEDGE WALLS.
4. BALCONY DIMENSIONS DOESN'T INCLUDE UPSTAND AND BELOW RAILING.
5. ORIENTATION OF THE ENTRY DOOR VARIES BASED ON THE UNIT'S LOCATION.



1 m² = 10.764 Sq. Ft.

GODREJ VANANTARA

UNIT TYPE	4BHK-4T+SR-ST
TOWER NO	K & L
BUILDING NUMBER	3
FLOORS	3rd - 32 nd Floor

UNIT - J (TYPE-4)

RERA CARPET AREA
161.98 Sq. Mts. (1743.57 Sq. Ft.)

BALCONY AREA
17.93 Sq. Mts. (193.03 Sq. Ft.)

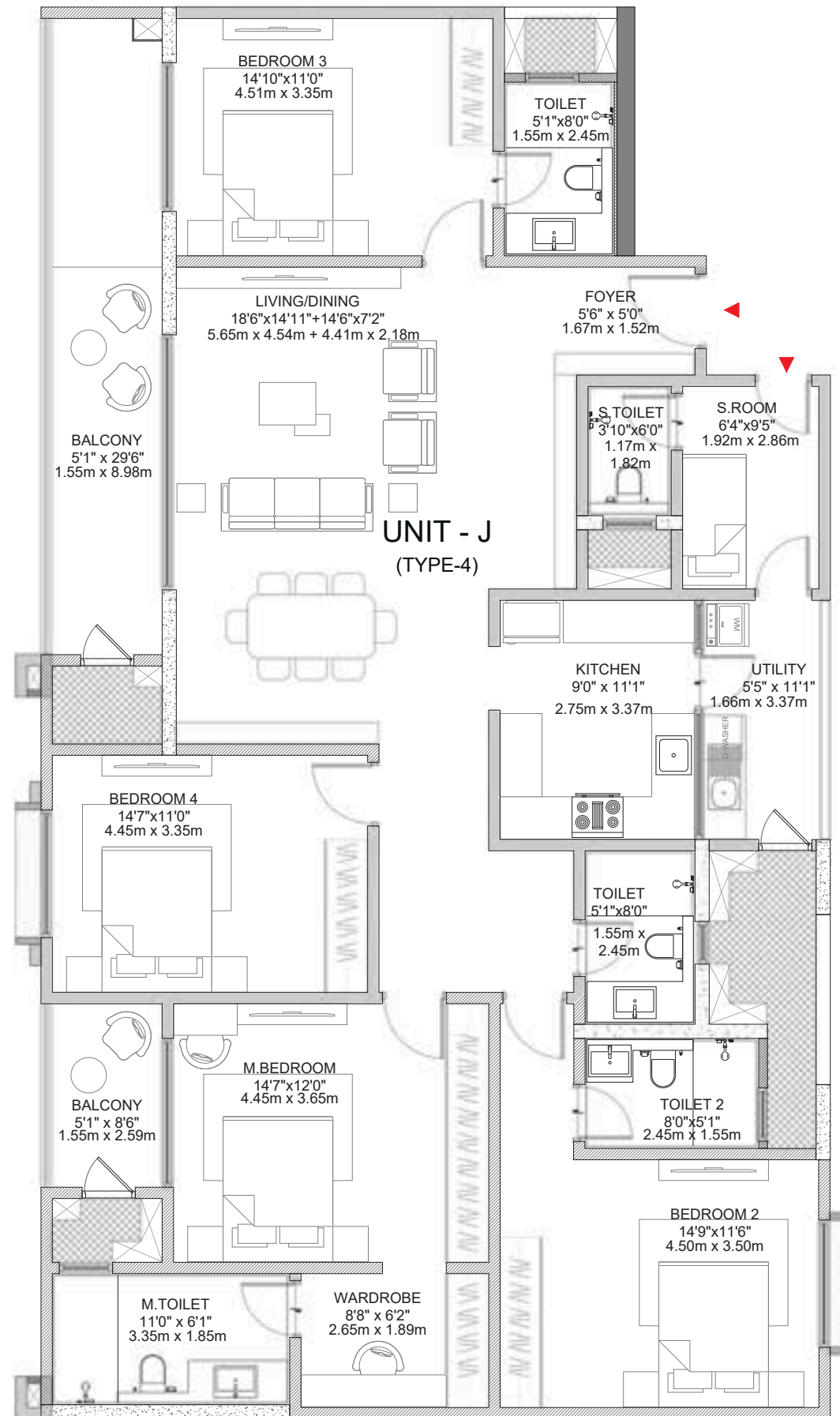
UTILITY AREA
5.60 Sq. Mts. (60.30 Sq. Ft.)

SALEABLE AREA
270.85 Sq. Mts. (2915.48 Sq. Ft.)

UNIT NUMBERS

K-302 - K-3202, L-302 - L-3202

KEYPLAN



NOTE:

1. ALL DIMENSIONS MENTIONED ARE STRUCTURE TO STRUCTURE DIMENSIONS AND INCLUDES LEDGES.
2. CARPET AREA IS CALCULATED FROM THE UNFINISHED WALL.
3. CARPET AREA INCLUDES TOILET LEDGE WALLS.
4. BALCONY DIMENSIONS DOESN'T INCLUDE UPSTAND AND BELOW RAILING.
5. ORIENTATION OF THE ENTRY DOOR VARIES BASED ON THE UNIT'S LOCATION.



1 m² = 10.764 Sq. Ft.

GODREJ VANANTARA

UNIT TYPE	3BHK + 2T
TOWER NO	R
BUILDING NUMBER	5
FLOORS	GROUND & FIRST

UNIT - F (TYPE-1)

RERA CARPET AREA
90.58 Sq. Mts. (975.04 Sq. Ft.)

BALCONY AREA
10.85 Sq. Mts. (116.78 Sq. Ft.)

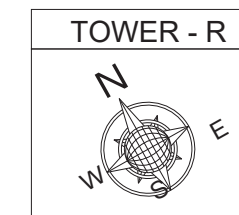
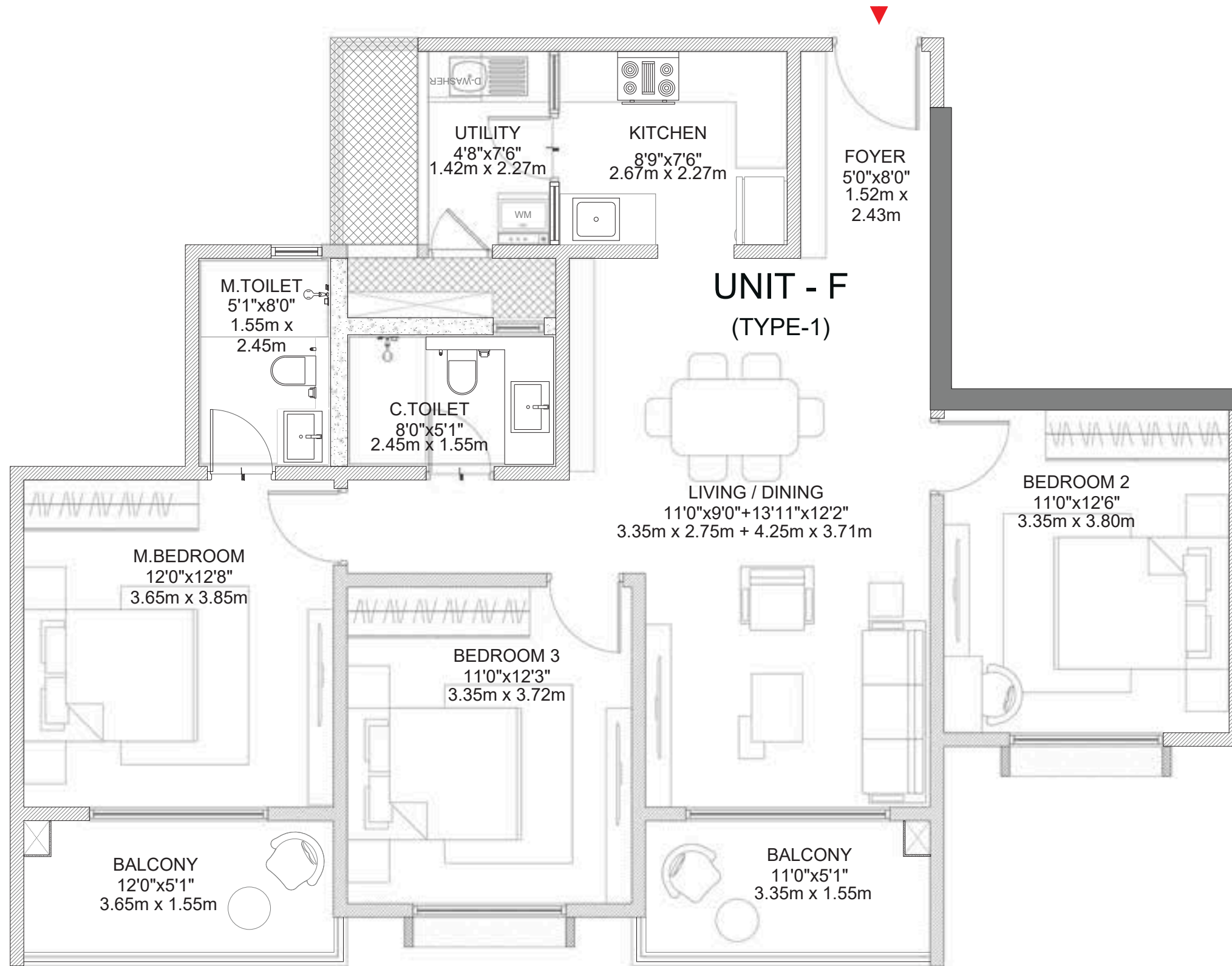
UTILITY AREA
3.23 Sq. Mts. (34.77 Sq. Ft.)

SALEABLE AREA
152.81 Sq. Mts. (1644.81 Sq. Ft.)

UNIT NUMBERS

R-001 & R-101

KEYPLAN



NOTE:

1. ALL DIMENSIONS MENTIONED ARE STRUCTURE TO STRUCTURE DIMENSIONS AND INCLUDES LEDGES.
2. CARPET AREA IS CALCULATED FROM THE UNFINISHED WALL.
3. CARPET AREA INCLUDES TOILET LEDGE WALLS.
4. BALCONY DIMENSIONS DOESN'T INCLUDE UPSTAND AND BELOW RAILING.
5. ORIENTATION OF THE ENTRY DOOR VARIES BASED ON THE UNIT'S LOCATION.

1 m² = 10.764 Sq. Ft.

GODREJ VANANTARA

UNIT TYPE	3BHK + 2T
TOWER NO	P & Q
BUILDING NUMBER	5
FLOORS	GROUND & FIRST

UNIT - F (TYPE-2)

RERA CARPET AREA
90.58 Sq. Mts. (975.04 Sq. Ft.)

BALCONY AREA
10.85 Sq. Mts. (116.78 Sq. Ft.)

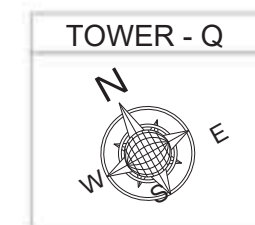
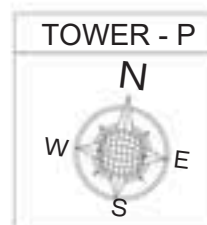
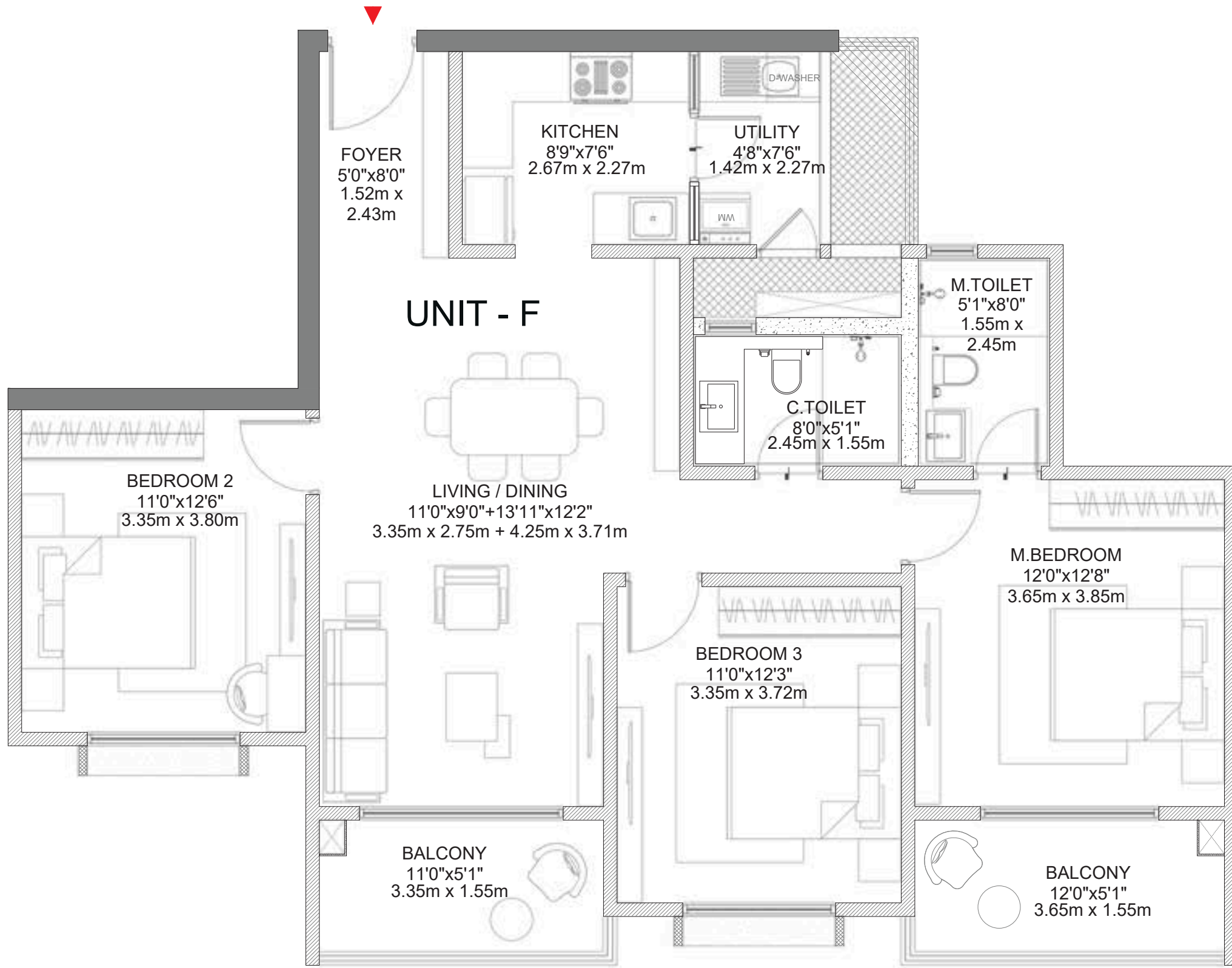
UTILITY AREA
3.23 Sq. Mts. (34.77 Sq. Ft.)

SALEABLE AREA
152.81 Sq. Mts. (1644.81 Sq. Ft.)

UNIT NUMBERS

Q-004, Q-104, P-004 & P-104

KEYPLAN



NOTE:

1. ALL DIMENSIONS MENTIONED ARE STRUCTURE TO STRUCTURE DIMENSIONS AND INCLUDES LEDGES.
2. CARPET AREA IS CALCULATED FROM THE UNFINISHED WALL.
3. CARPET AREA INCLUDES TOILET LEDGE WALLS.
4. BALCONY DIMENSIONS DOESN'T INCLUDE UPSTAND BELOW RAILING.
5. ORIENTATION OF THE ENTRY DOOR VARIES BASED ON THE UNIT'S LOCATION.

1 m² = 10.764 Sq. Ft.

GODREJ VANANTARA

UNIT TYPE	3BHK + 2T
TOWER NO	P, Q & R
BUILDING NUMBER	5
FLOORS	3rd - 32 nd Floor

UNIT - F (TYPE-3)

RERA CARPET AREA
90.58 Sq. Mts. (975.04 Sq. Ft.)

BALCONY AREA
10.85 Sq. Mts. (116.78 Sq. Ft.)

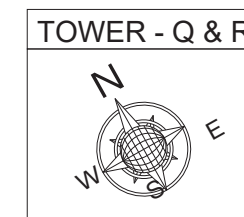
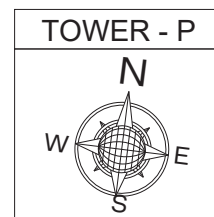
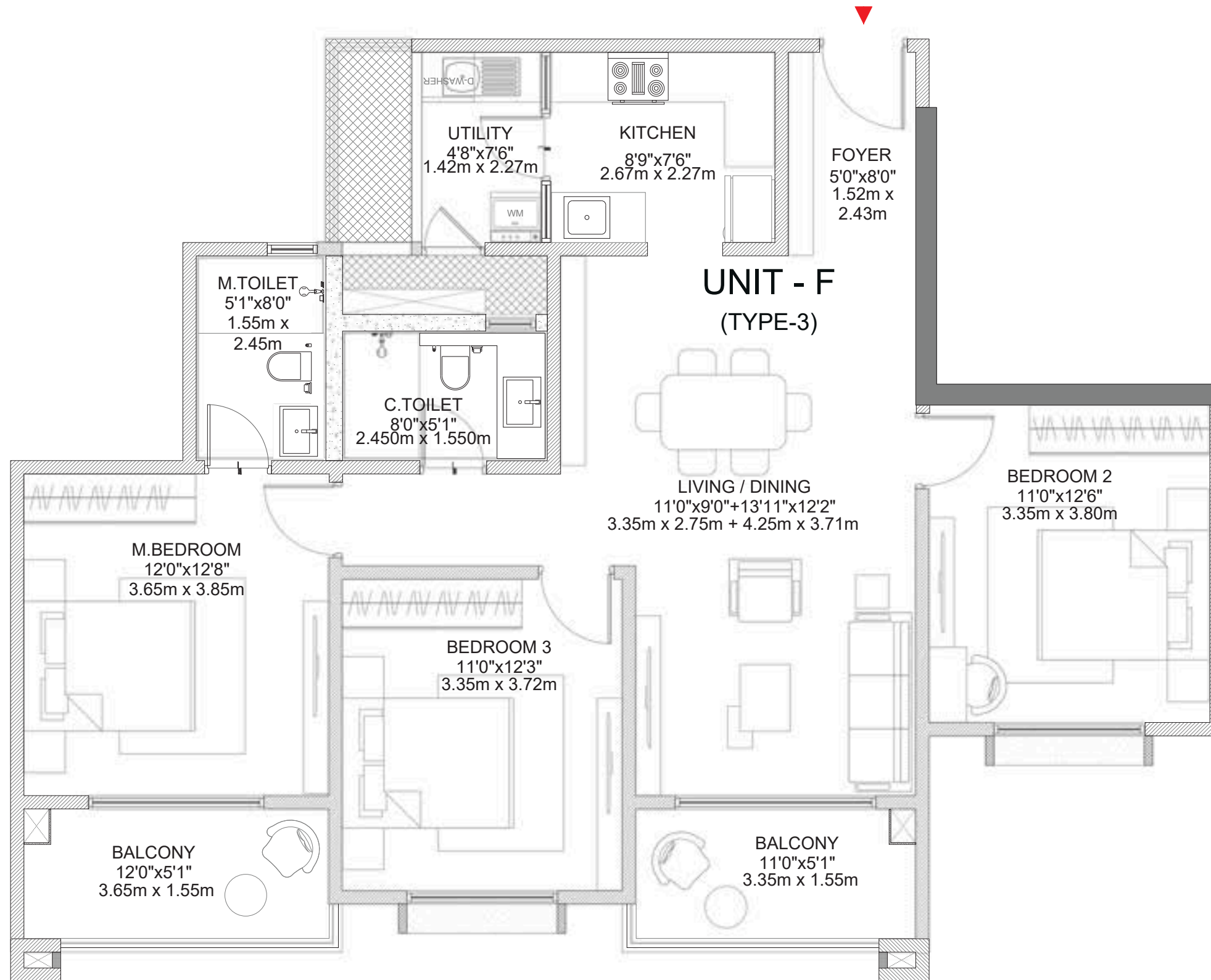
UTILITY AREA
3.23 Sq. Mts. (34.77 Sq. Ft.)

SALEABLE AREA
152.81 Sq. Mts. (1644.81 Sq. Ft.)

UNIT NUMBERS

P-301 - P-3201,
Q-301 - Q-3201 & R-301 - R-3201

KEYPLAN



NOTE:

1. ALL DIMENSIONS MENTIONED ARE STRUCTURE TO STRUCTURE DIMENSIONS AND INCLUDES LEDGES.
2. CARPET AREA IS CALCULATED FROM THE UNFINISHED WALL.
3. CARPET AREA INCLUDES TOILET LEDGE WALLS.
4. BALCONY DIMENSIONS DOESN'T INCLUDE UPSTAND BELOW RAILING.
5. ORIENTATION OF THE ENTRY DOOR VARIES BASED ON THE UNIT'S LOCATION.

1 m² = 10.764 Sq. Ft.

GODREJ VANANTARA

UNIT TYPE	3BHK + 2T
TOWER NO	P, Q & R
BUILDING NUMBER	5
FLOORS	3rd-19 th & 21 st -32 ^d

UNIT - F (TYPE-4)

RERA CARPET AREA
90.58 Sq. Mts. (975.04 Sq. Ft.)

BALCONY AREA
10.85 Sq. Mts. (116.78 Sq. Ft.)

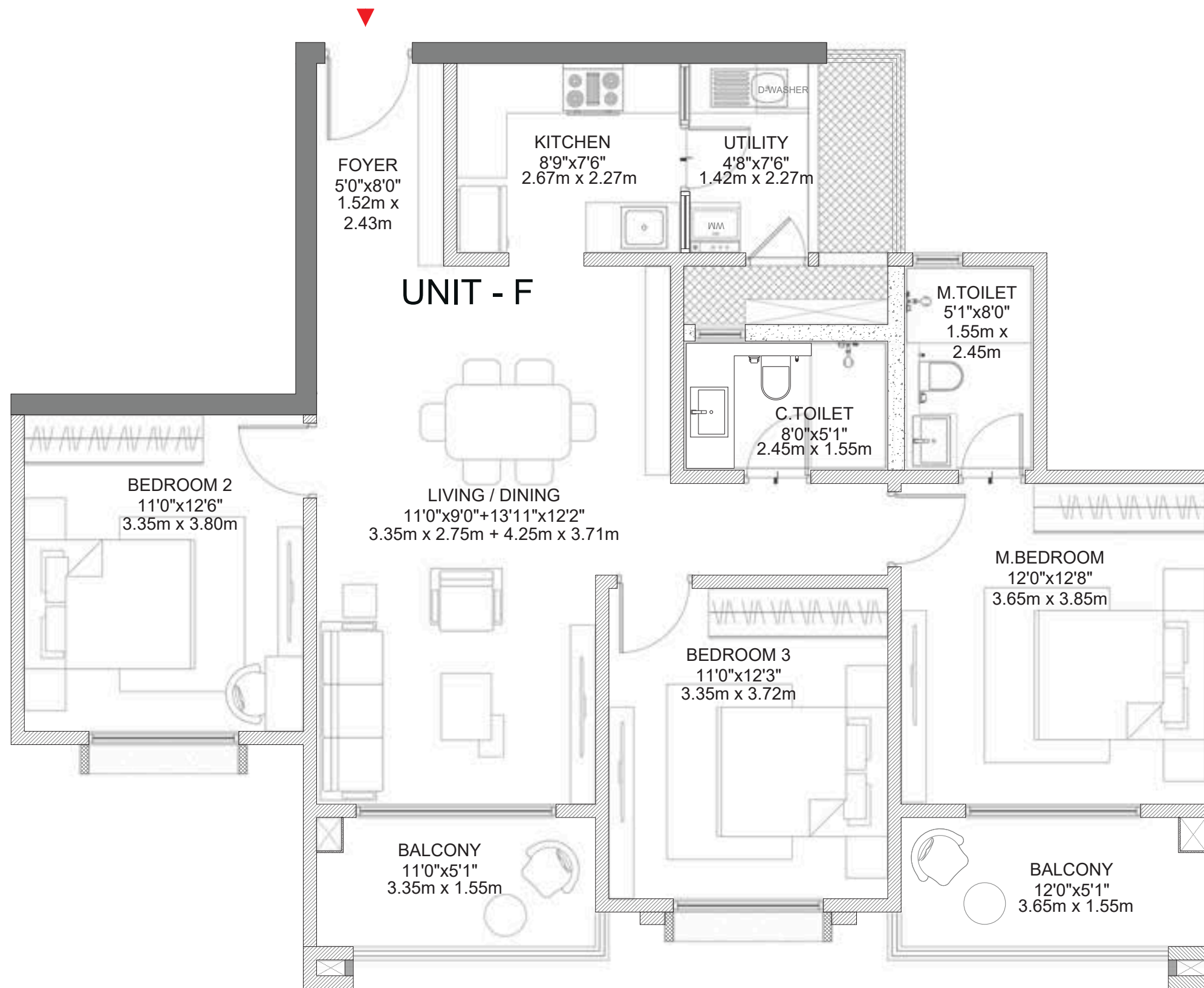
UTILITY AREA
3.23 Sq. Mts. (34.77 Sq. Ft.)

SALEABLE AREA
152.81 Sq. Mts. (1644.81 Sq. Ft.)

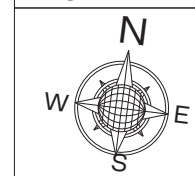
UNIT NUMBERS

P-304 - P-1904 & P-2104 - P-3204,
Q-304 - Q-1904 & Q-2104 - Q-3204,
R-304 - R-1904 & R-2104 - R-3204

KEYPLAN



TOWER - P



TOWER - Q & R



NOTE :

1. ALL DIMENSIONS MENTIONED ARE STRUCTURE TO STRUCTURE DIMENSIONS AND INCLUDES LEDGES.
2. CARPET AREA IS CALCULATED FROM THE UNFINISHED WALL.
3. CARPET AREA INCLUDES TOILET LEDGE WALLS.
4. BALCONY DIMENSIONS DOESN'T INCLUDE UPSTAND BELOW RAILING.
5. ORIENTATION OF THE ENTRY DOOR VARIES BASED ON THE UNIT'S LOCATION.

1 m² = 10.764 Sq. Ft.

GODREJ VANANTARA

UNIT TYPE	2BHK+2T(REFUGE)
TOWER NO	P, Q & R
BUILDING NUMBER	5
FLOORS	20 th & 30 th Floors

UNIT - F (TYPE-5)

RERA CARPET AREA
77.17 Sq. Mts. (830.61 Sq. Ft.)

BALCONY AREA
10.84 Sq. Mts. (116.71 Sq. Ft.)

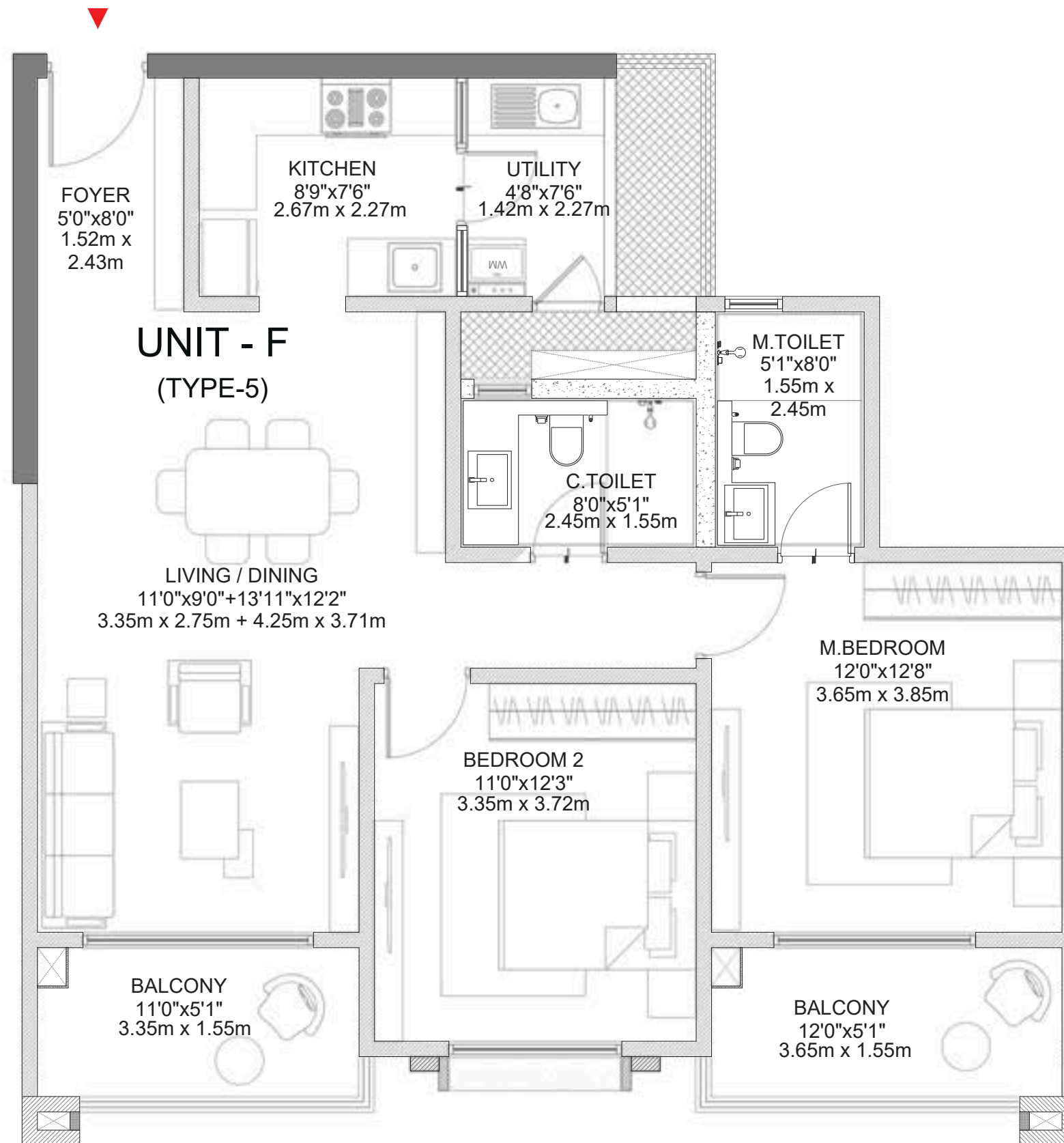
UTILITY AREA
3.23 Sq. Mts. (34.77 Sq. Ft.)

SALEABLE AREA
133.21 Sq. Mts. (1433.86 Sq. Ft.)

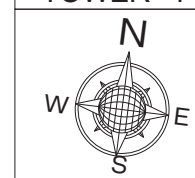
UNIT NUMBERS

P-2004, P-3004, Q-2004,
Q-3004, R-2004 & R-3004

KEYPLAN



TOWER - P



TOWER - Q & R



NOTE:

1. ALL DIMENSIONS MENTIONED ARE STRUCTURE TO STRUCTURE DIMENSIONS AND INCLUDES LEDGES.
2. CARPET AREA IS CALCULATED FROM THE UNFINISHED WALL.
3. CARPET AREA INCLUDES TOILET LEDGE WALLS.
4. BALCONY DIMENSIONS DOESN'T INCLUDE UPSTAND AND BELOW RAILING.
5. ORIENTATION OF THE ENTRY DOOR VARIES BASED ON THE UNIT'S LOCATION.

1 m² = 10.764 Sq. Ft.

GODREJ VANANTARA

UNIT TYPE	3BHK + 3T
TOWER NO	P, Q & R
BUILDING NUMBER	5
FLOORS	GROUND & FIRST

UNIT - G (TYPE-1)

RERA CARPET AREA
114.23 Sq. Mts. (1229.59 Sq. Ft.)

BALCONY AREA
11.47 Sq. Mts. (123.46 Sq. Ft.)

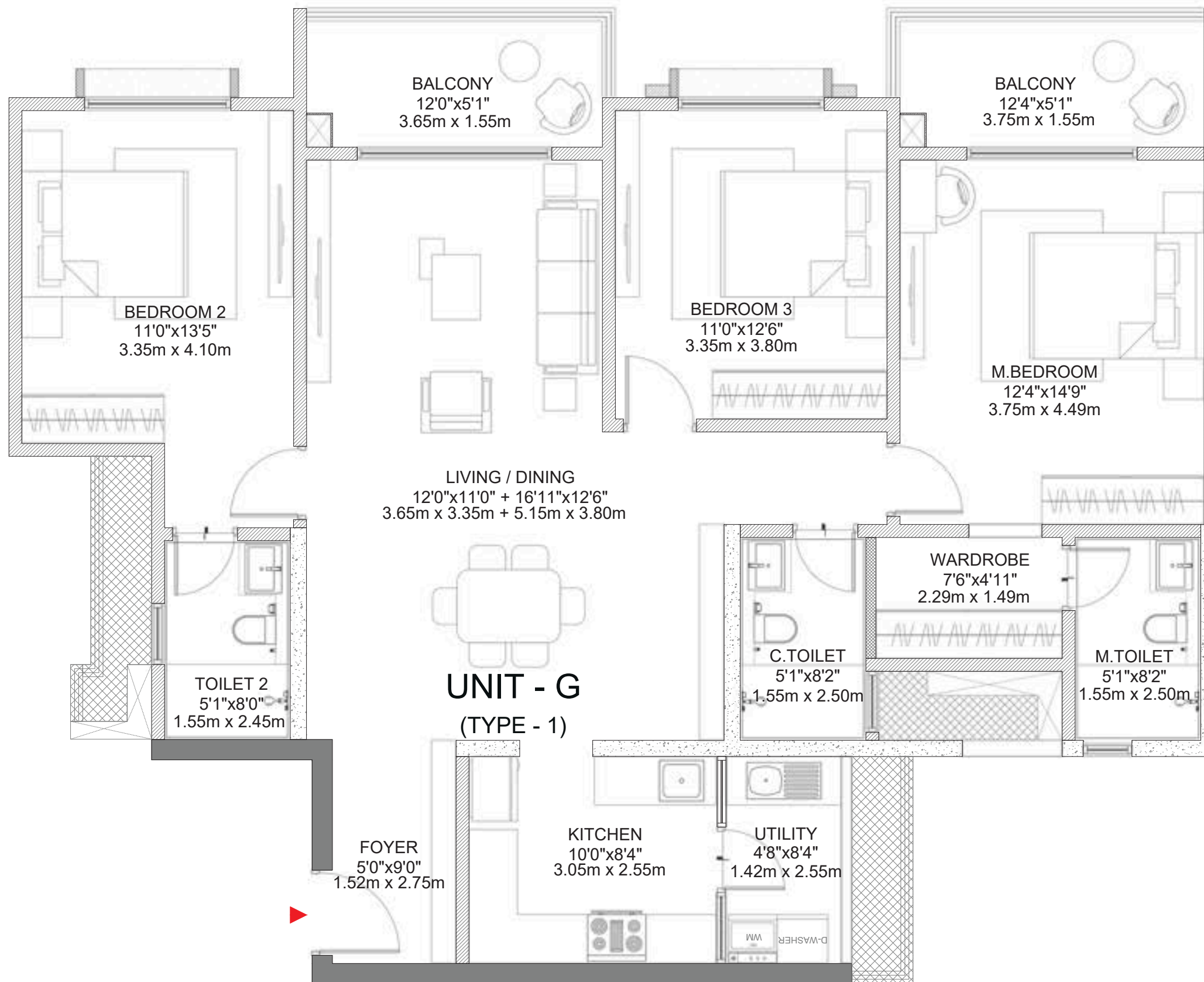
UTILITY AREA
3.62 Sq. Mts. (38.98 Sq. Ft.)

SALEABLE AREA
188.81 Sq. Mts. (2032.37 Sq. Ft.)

UNIT NUMBERS

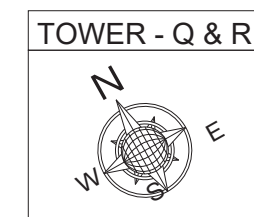
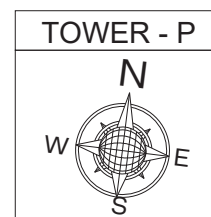
P-003, P-103, Q-003,
Q-103, R-003 & R-103

KEYPLAN



NOTE:

1. ALL DIMENSIONS MENTIONED ARE STRUCTURE TO STRUCTURE DIMENSIONS AND INCLUDES LEDGES.
2. CARPET AREA IS CALCULATED FROM THE UNFINISHED WALL.
3. CARPET AREA INCLUDES TOILET LEDGE WALLS.
4. BALCONY DIMENSIONS DOESN'T INCLUDE UPSTAND AND BELOW RAILING.
5. ORIENTATION OF THE ENTRY DOOR VARIES BASED ON THE UNIT'S LOCATION.



1 m² = 10.764 Sq. Ft.

GODREJ VANANTARA

UNIT TYPE	3BHK + 3T
TOWER NO	P, Q & R
BUILDING NUMBER	5
FLOORS	3rd - 32 nd Floor

UNIT - G (TYPE-2)

RERA CARPET AREA
114.23 Sq. Mts. (1229.59 Sq. Ft.)

BALCONY AREA
11.47 Sq. Mts. (123.46 Sq. Ft.)

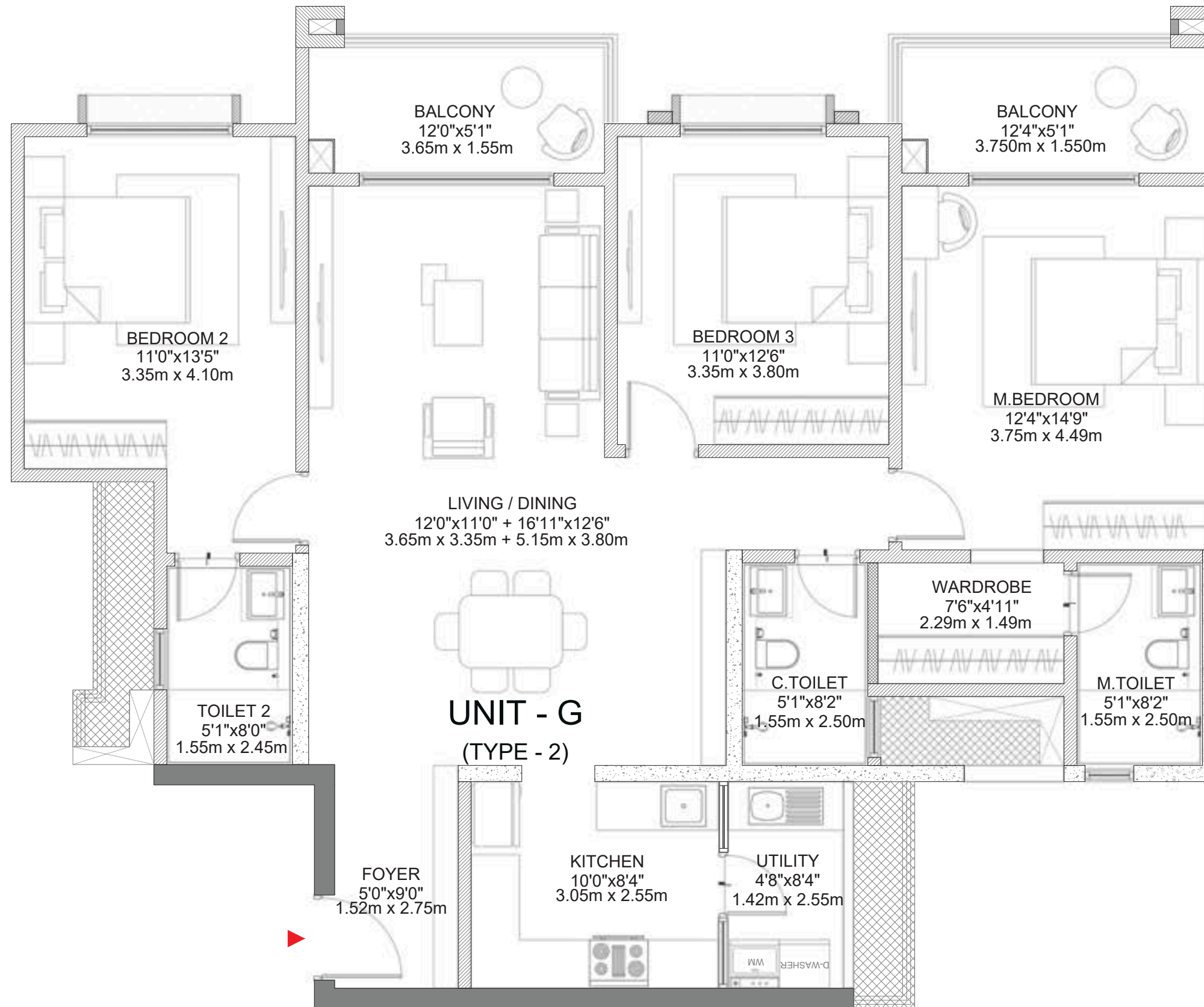
UTILITY AREA
3.62 Sq. Mts. (38.98 Sq. Ft.)

SALEABLE AREA
188.81 Sq. Mts. (2032.37 Sq. Ft.)

UNIT NUMBERS

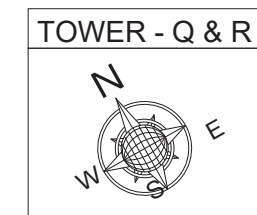
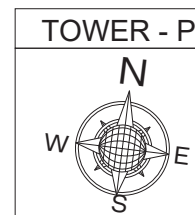
P-303 - P-3203,
Q-303 - Q-3203, R-303 - R-3203

KEYPLAN



NOTE:

1. ALL DIMENSIONS MENTIONED ARE STRUCTURE TO STRUCTURE DIMENSIONS AND INCLUDES LEDGES.
2. CARPET AREA IS CALCULATED FROM THE UNFINISHED WALL.
3. CARPET AREA INCLUDES TOILET LEDGE WALLS.
4. BALCONY DIMENSIONS DOESN'T INCLUDE UPSTAND BELOW RAILING.
5. ORIENTATION OF THE ENTRY DOOR VARIES BASED ON THE UNIT'S LOCATION.



1 m² = 10.764 Sq. Ft.

GODREJ VANANTARA

UNIT TYPE	3BHK + 3T
TOWER NO	P, Q & R
BUILDING NUMBER	5
FLOORS	GROUND & FIRST

UNIT - G (TYPE-3)

RERA CARPET AREA
113.49 Sq. Mts. (1221.55 Sq. Ft.)

BALCONY AREA
11.47 Sq. Mts. (123.46 Sq. Ft.)

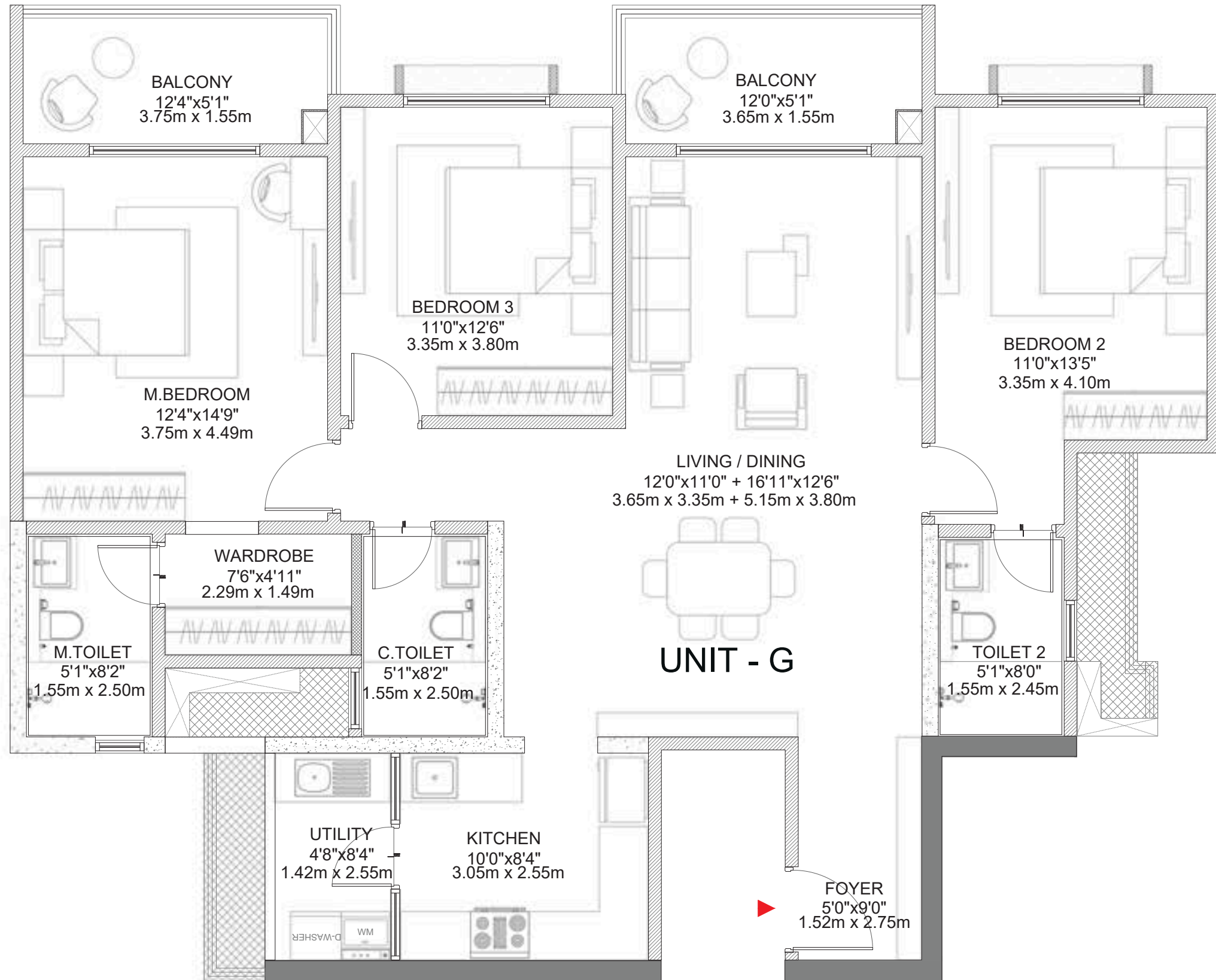
UTILITY AREA
3.62 Sq. Mts. (38.98 Sq. Ft.)

SALEABLE AREA
187.72 Sq. Mts. (2020.63 Sq. Ft.)

UNIT NUMBERS

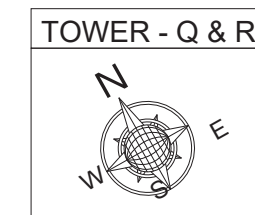
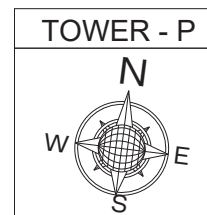
P-002, P-102,
Q-002, Q-102, R-002 & R-102

KEYPLAN



NOTE:

1. ALL DIMENSIONS MENTIONED ARE STRUCTURE TO STRUCTURE DIMENSIONS AND INCLUDES LEDGES.
2. CARPET AREA IS CALCULATED FROM THE UNFINISHED WALL.
3. CARPET AREA INCLUDES TOILET LEDGE WALLS.
4. BALCONY DIMENSIONS DOESN'T INCLUDE UPSTAND AND BELOW RAILING.
5. ORIENTATION OF THE ENTRY DOOR VARIES BASED ON THE UNIT'S LOCATION.



1 m² = 10.764 Sq. Ft.

GODREJ VANANTARA

UNIT TYPE	3BHK + 3T
TOWER NO	P, Q & R
BUILDING NUMBER	5
FLOORS	3rd - 32 nd Floor

UNIT - G (TYPE-3)

RERA CARPET AREA
113.49 Sq. Mts. (1221.55 Sq. Ft.)

BALCONY AREA
11.47 Sq. Mts. (123.46 Sq. Ft.)

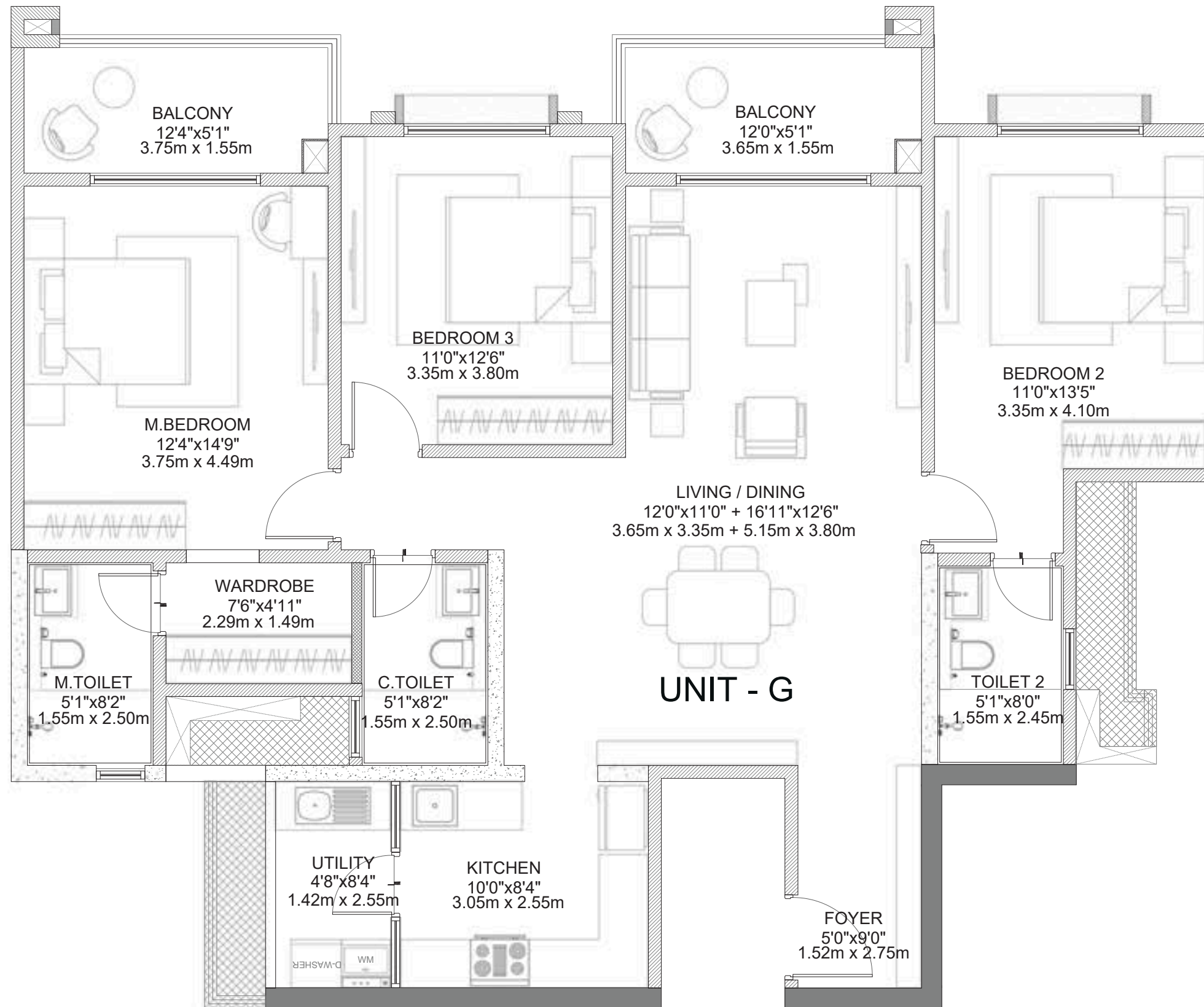
UTILITY AREA
3.62 Sq. Mts. (38.98 Sq. Ft.)

SALEABLE AREA
187.72 Sq. Mts. (2020.63 Sq. Ft.)

UNIT NUMBERS

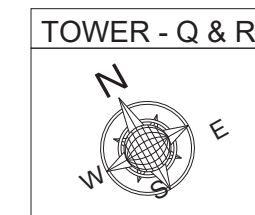
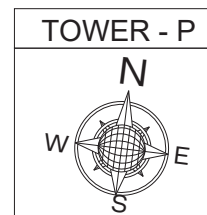
P-302 - P-3202,
Q-302 - Q-3202, R-302 - R-3202

KEYPLAN



NOTE:

1. ALL DIMENSIONS MENTIONED ARE STRUCTURE TO STRUCTURE DIMENSIONS AND INCLUDES LEDGES.
2. CARPET AREA IS CALCULATED FROM THE UNFINISHED WALL.
3. CARPET AREA INCLUDES TOILET LEDGE WALLS.
4. BALCONY DIMENSIONS DOESN'T INCLUDE UPSTAND AND BELOW RAILING.
5. ORIENTATION OF THE ENTRY DOOR VARIES BASED ON THE UNIT'S LOCATION.



1 m² = 10.764 Sq. Ft.

GODREJ VANANTARA

UNIT TYPE	2BHK+2T
TOWER NO	A
BUILDING NUMBER	1
FLOORS	SECOND FLOOR

UNIT - A (TYPE-10 SF)

RERA CARPET AREA
69.46 Sq. Mts. (747.62 Sq. Ft.)

BALCONY AREA
4.69 Sq. Mts. (50.48 Sq. Ft.)

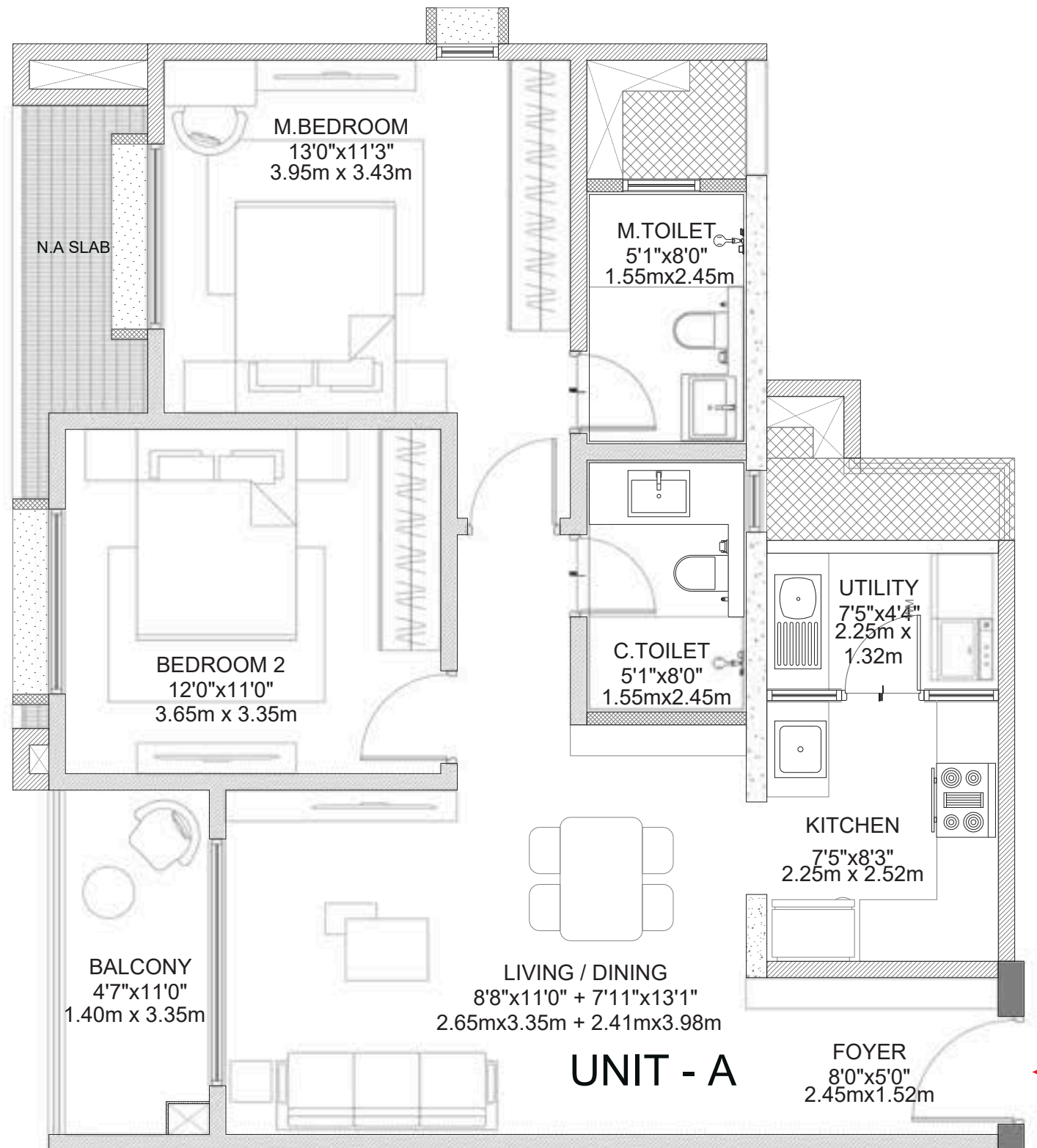
UTILITY AREA
3.23 Sq. Mts. (34.81 Sq. Ft.)

SALEABLE AREA
112.98 Sq. Mts. (1216.06 Sq. Ft.)

UNIT NUMBERS

A-203

KEYPLAN



NOTE:

1. ALL DIMENSIONS MENTIONED ARE STRUCTURE TO STRUCTURE DIMENSIONS AND INCLUDES LEDGES.
2. CARPET AREA IS CALCULATED FROM THE UNFINISHED WALL.
3. CARPET AREA INCLUDES TOILET LEDGE WALLS.
4. BALCONY DIMENSIONS DOESN'T INCLUDE UPSTAND BELOW RAILING.
5. ORIENTATION OF THE ENTRY DOOR VARIES BASED ON THE UNIT'S LOCATION.



1 m² = 10.764 Sq. Ft.

GODREJ VANANTARA

UNIT TYPE	2BHK+2T
TOWER NO	A & C
BUILDING NUMBER	1
FLOORS	SECOND FLOOR

UNIT - A (TYPE-11 SF)

RERA CARPET AREA
69.46 Sq. Mts. (747.62 Sq. Ft.)

BALCONY AREA
4.69 Sq. Mts. (50.48 Sq. Ft.)

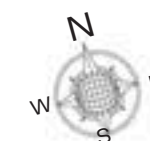
UTILITY AREA
3.23 Sq. Mts. (34.81 Sq. Ft.)

SALEABLE AREA
112.98 Sq. Mts. (1216.06 Sq. Ft.)

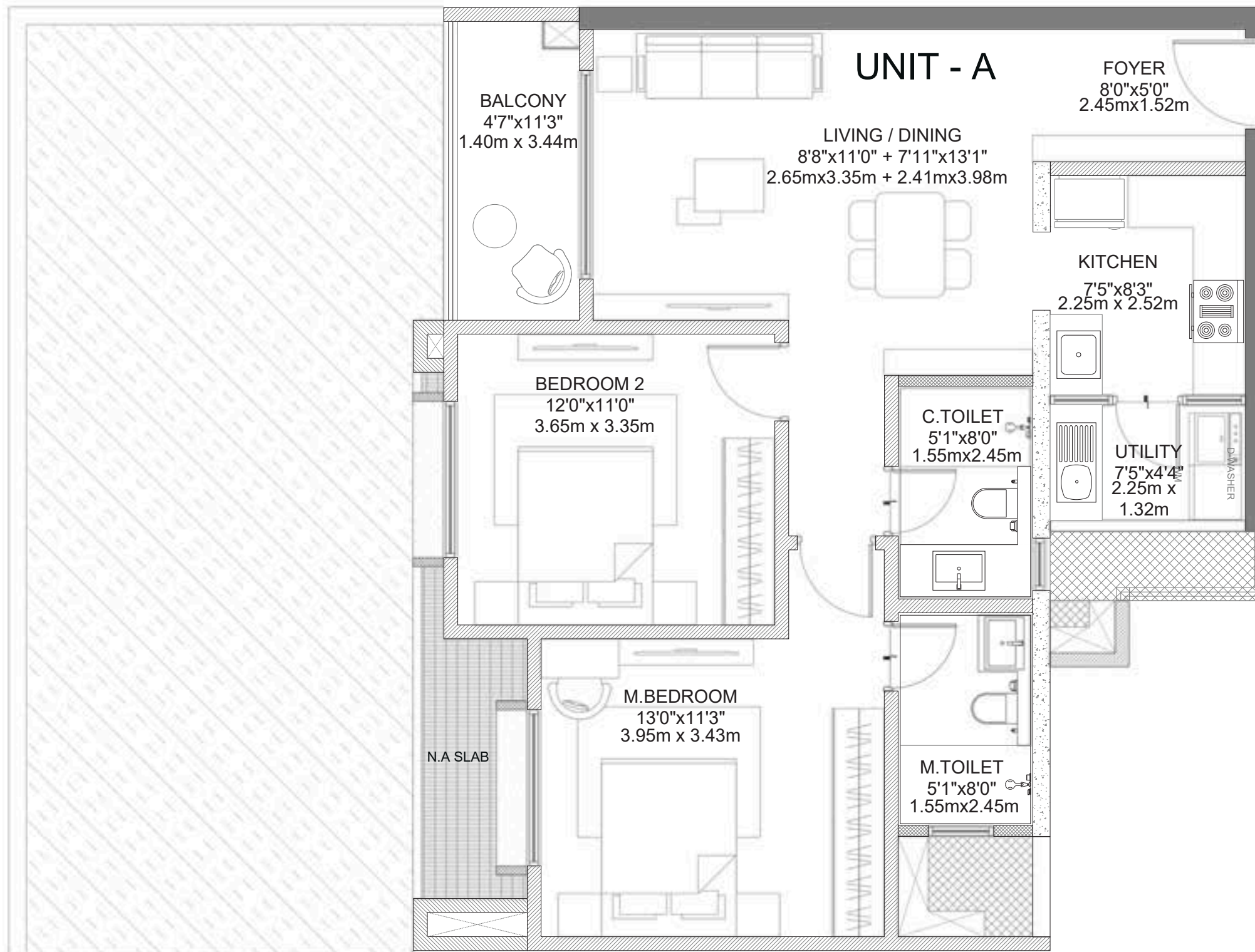
UNIT NUMBERS

A-202 & C-202

KEYPLAN



1 m² = 10.764 Sq. Ft.



NOTE:

1. ALL DIMENSIONS MENTIONED ARE STRUCTURE TO STRUCTURE DIMENSIONS AND INCLUDES LEDGES.
2. CARPET AREA IS CALCULATED FROM THE UNFINISHED WALL.
3. CARPET AREA INCLUDES TOILET LEDGE WALLS.
4. BALCONY DIMENSIONS DOESN'T INCLUDE UPSTAND BELOW RAILING.
5. ORIENTATION OF THE ENTRY DOOR VARIES BASED ON THE UNIT'S LOCATION.

GODREJ VANANTARA

UNIT TYPE	2BHK+2T
TOWER NO	B & D
BUILDING NUMBER	1
FLOORS	SECOND FLOOR

UNIT - A (TYPE-12 SF)

RERA CARPET AREA
69.46 Sq. Mts. (747.62 Sq. Ft.)

BALCONY AREA
4.69 Sq. Mts. (50.48 Sq. Ft.)

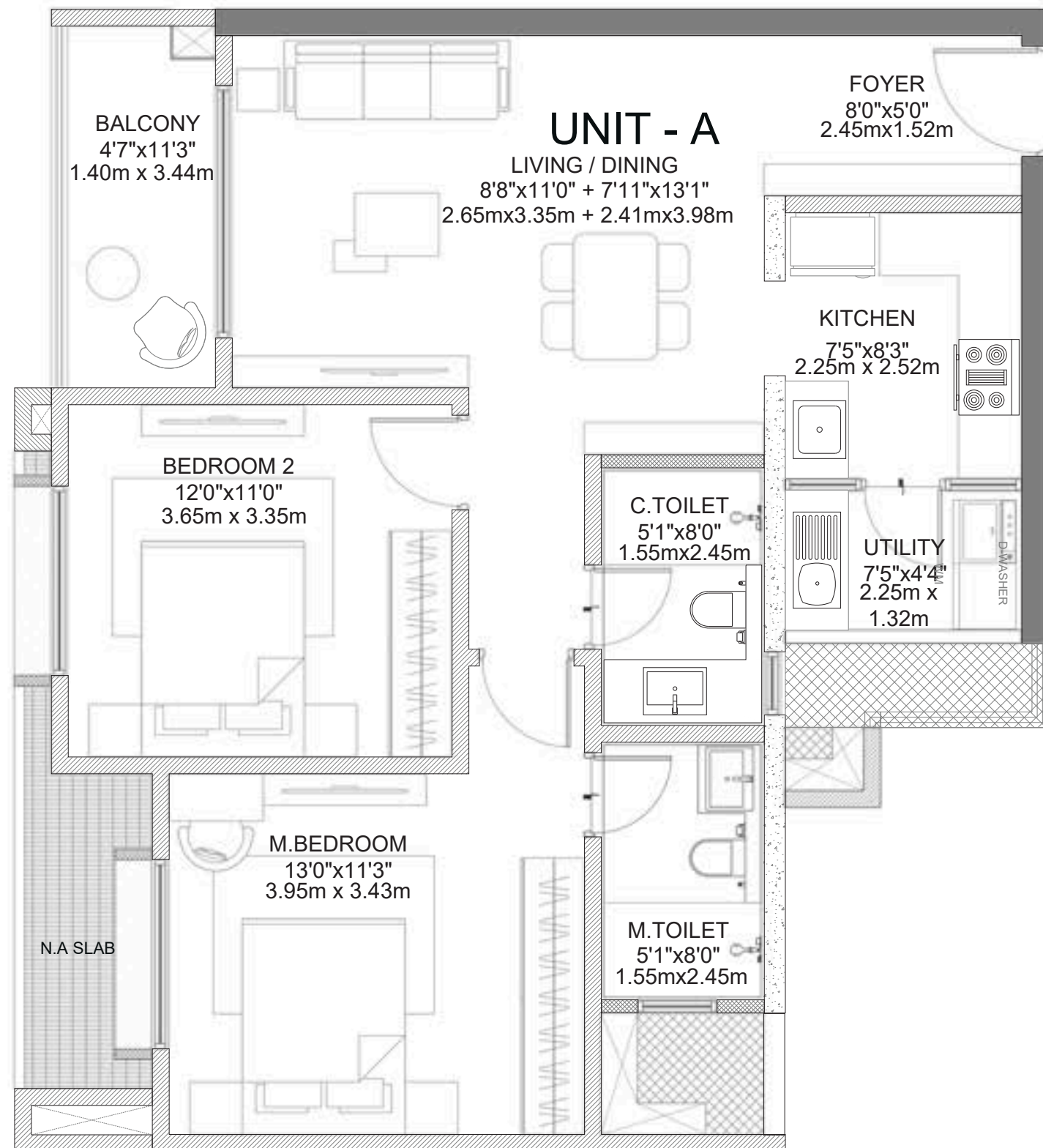
UTILITY AREA
3.23 Sq. Mts. (34.81 Sq. Ft.)

SALEABLE AREA
112.98 Sq. Mts. (1216.06 Sq. Ft.)

UNIT NUMBERS

B-202 & D-202

KEYPLAN



NOTE:

1. ALL DIMENSIONS MENTIONED ARE STRUCTURE TO STRUCTURE DIMENSIONS AND INCLUDES LEDGES.
2. CARPET AREA IS CALCULATED FROM THE UNFINISHED WALL.
3. CARPET AREA INCLUDES TOILET LEDGE WALLS.
4. BALCONY DIMENSIONS DOESN'T INCLUDE UPSTAND BELOW RAILING.
5. ORIENTATION OF THE ENTRY DOOR VARIES BASED ON THE UNIT'S LOCATION.



1 m² = 10.764 Sq. Ft.

GODREJ VANANTARA

UNIT TYPE	2BHK+2T
TOWER NO	B & D
BUILDING NUMBER	1
FLOORS	SECOND FLOOR

UNIT - A (TYPE-13 SF)

RERA CARPET AREA
69.46 Sq. Mts. (747.62 Sq. Ft.)

BALCONY AREA
4.69 Sq. Mts. (50.48 Sq. Ft.)

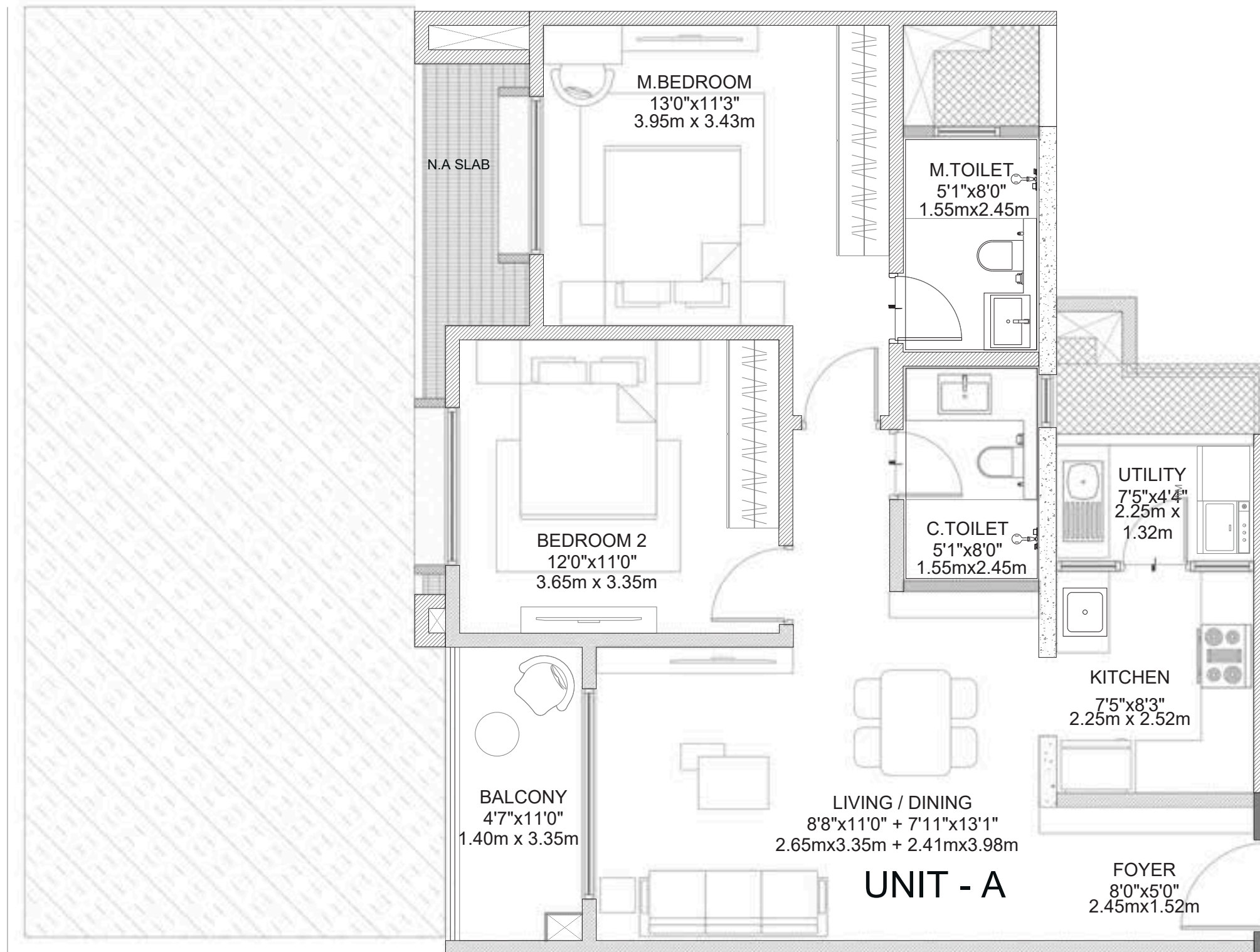
UTILITY AREA
3.23 Sq. Mts. (34.81 Sq. Ft.)

SALEABLE AREA
112.98 Sq. Mts. (1216.06 Sq. Ft.)

UNIT NUMBERS

B-203 & D-203

KEYPLAN



NOTE:

1. ALL DIMENSIONS MENTIONED ARE STRUCTURE TO STRUCTURE DIMENSIONS AND INCLUDES LEDGES.
2. CARPET AREA IS CALCULATED FROM THE UNFINISHED WALL.
3. CARPET AREA INCLUDES TOILET LEDGE WALLS.
4. BALCONY DIMENSIONS DOESN'T INCLUDE UPSTAND BELOW RAILING.
5. ORIENTATION OF THE ENTRY DOOR VARIES BASED ON THE UNIT'S LOCATION.



1 m² = 10.764 Sq. Ft.

GODREJ VANANTARA

UNIT TYPE	2BHK+2T
TOWER NO	C
BUILDING NUMBER	1
FLOORS	SECOND FLOOR

UNIT - A (TYPE-14 SF)

RERA CARPET AREA
69.46 Sq. Mts. (747.62 Sq. Ft.)

BALCONY AREA
4.69 Sq. Mts. (50.48 Sq. Ft.)

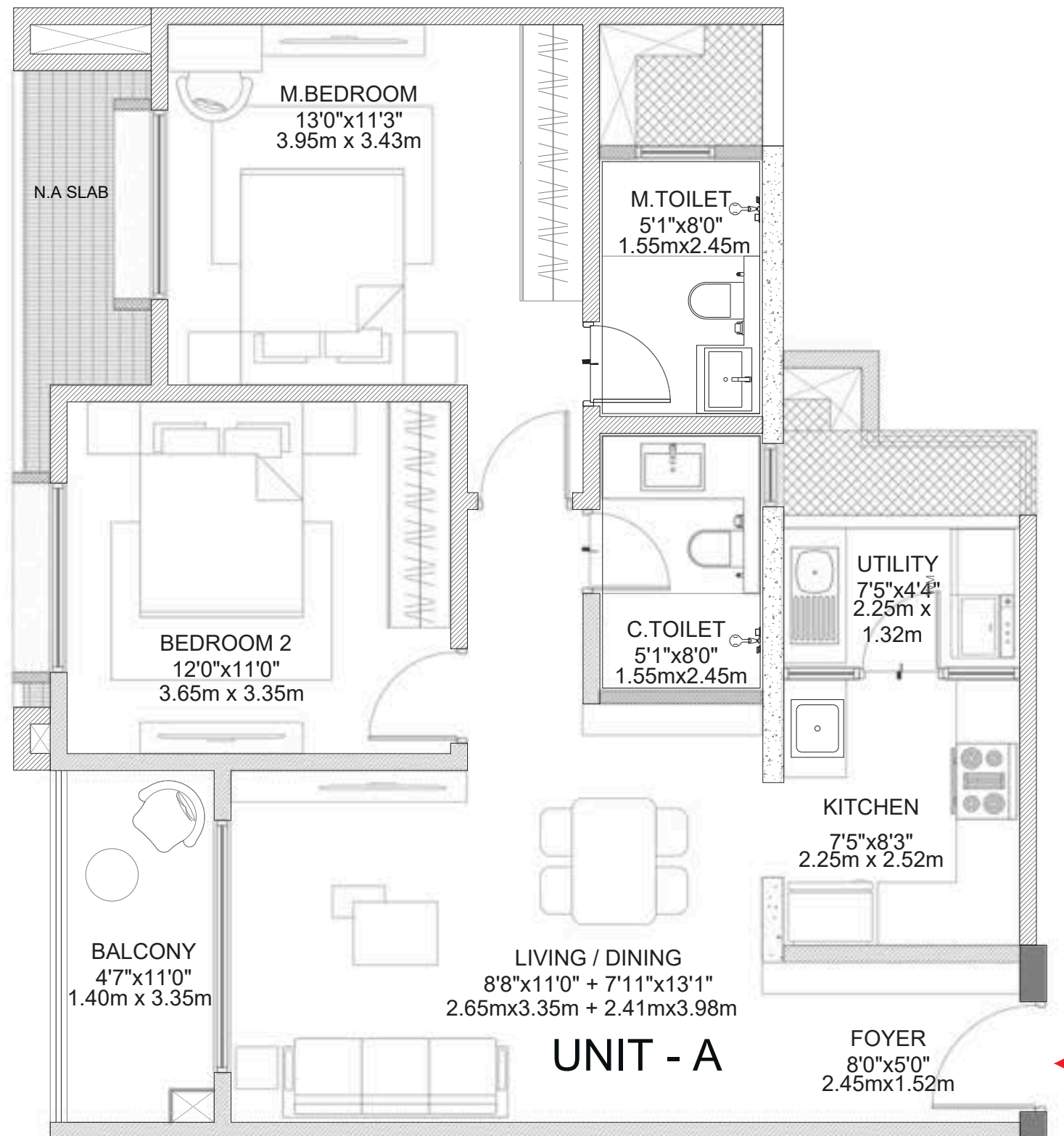
UTILITY AREA
3.23 Sq. Mts. (34.81 Sq. Ft.)

SALEABLE AREA
112.98 Sq. Mts. (1216.06 Sq. Ft.)

UNIT NUMBERS

C-203

KEYPLAN



NOTE:

1. ALL DIMENSIONS MENTIONED ARE STRUCTURE TO STRUCTURE DIMENSIONS AND INCLUDES LEDGES.
2. CARPET AREA IS CALCULATED FROM THE UNFINISHED WALL.
3. CARPET AREA INCLUDES TOILET LEDGE WALLS.
4. BALCONY DIMENSIONS DOESN'T INCLUDE UPSTAND BELOW RAILING.
5. ORIENTATION OF THE ENTRY DOOR VARIES BASED ON THE UNIT'S LOCATION.



1 m² = 10.764 Sq. Ft.

GODREJ VANANTARA

UNIT TYPE	2BHK+2T
TOWER NO	E
BUILDING NUMBER	1
FLOORS	SECOND FLOOR

UNIT - A (TYPE-15 SF)

RERA CARPET AREA
69.46 Sq. Mts. (747.62 Sq. Ft.)

BALCONY AREA
4.69 Sq. Mts. (50.48 Sq. Ft.)

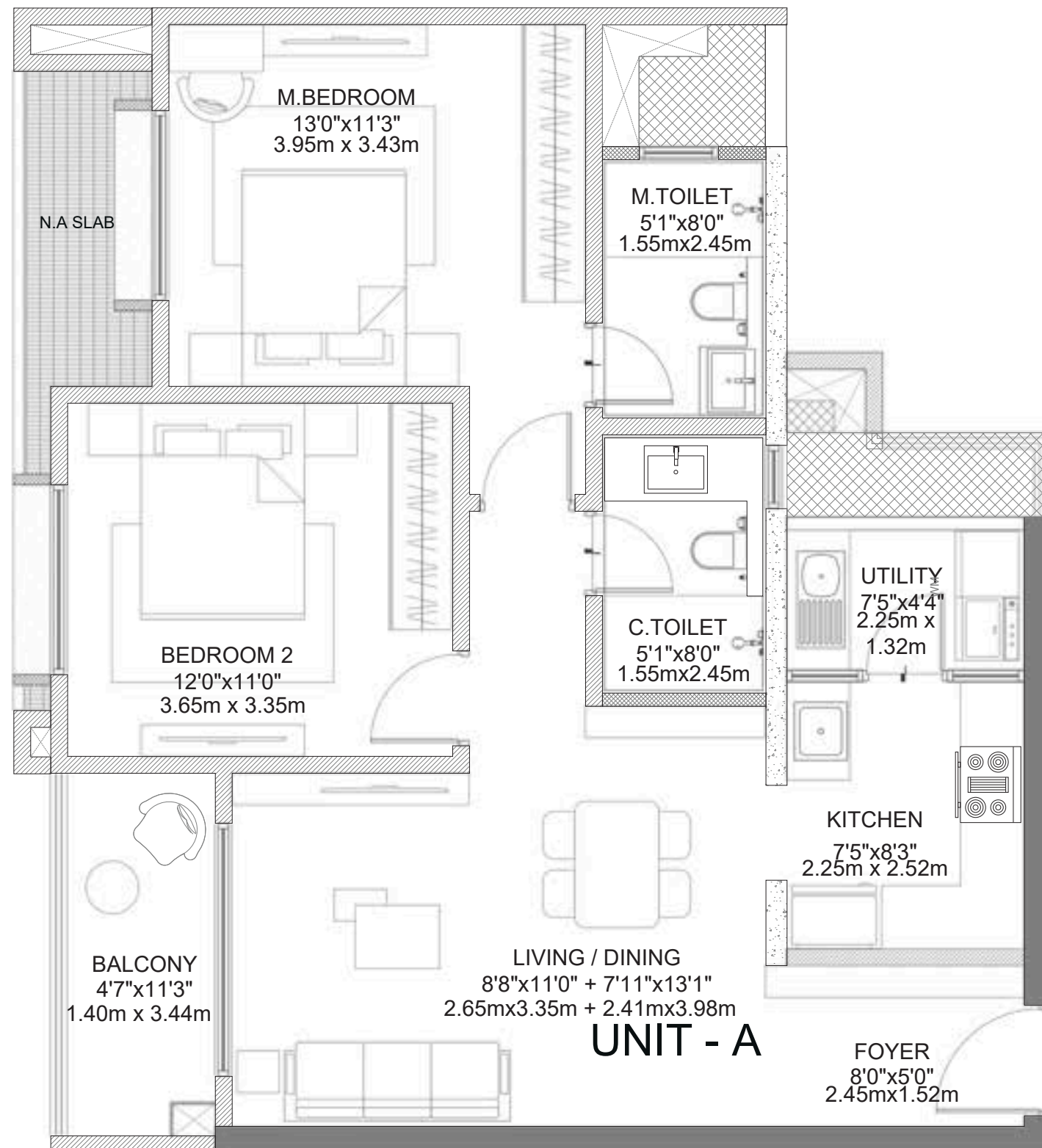
UTILITY AREA
3.23 Sq. Mts. (34.81 Sq. Ft.)

SALEABLE AREA
112.98 Sq. Mts. (1216.06 Sq. Ft.)

UNIT NUMBERS

E-203

KEYPLAN



NOTE:

1. ALL DIMENSIONS MENTIONED ARE STRUCTURE TO STRUCTURE DIMENSIONS AND INCLUDES LEDGES.
2. CARPET AREA IS CALCULATED FROM THE UNFINISHED WALL.
3. CARPET AREA INCLUDES TOILET LEDGE WALLS.
4. BALCONY DIMENSIONS DOESN'T INCLUDE UPSTAND BELOW RAILING.
5. ORIENTATION OF THE ENTRY DOOR VARIES BASED ON THE UNIT'S LOCATION.



1 m² = 10.764 Sq. Ft.

GODREJ VANANTARA

UNIT TYPE	2BHK+2T
TOWER NO	E
BUILDING NUMBER	1
FLOORS	SECOND FLOOR

UNIT - A (TYPE-16 SF)

RERA CARPET AREA
69.46 Sq. Mts. (747.62 Sq. Ft.)

BALCONY AREA
4.69 Sq. Mts. (50.48 Sq. Ft.)

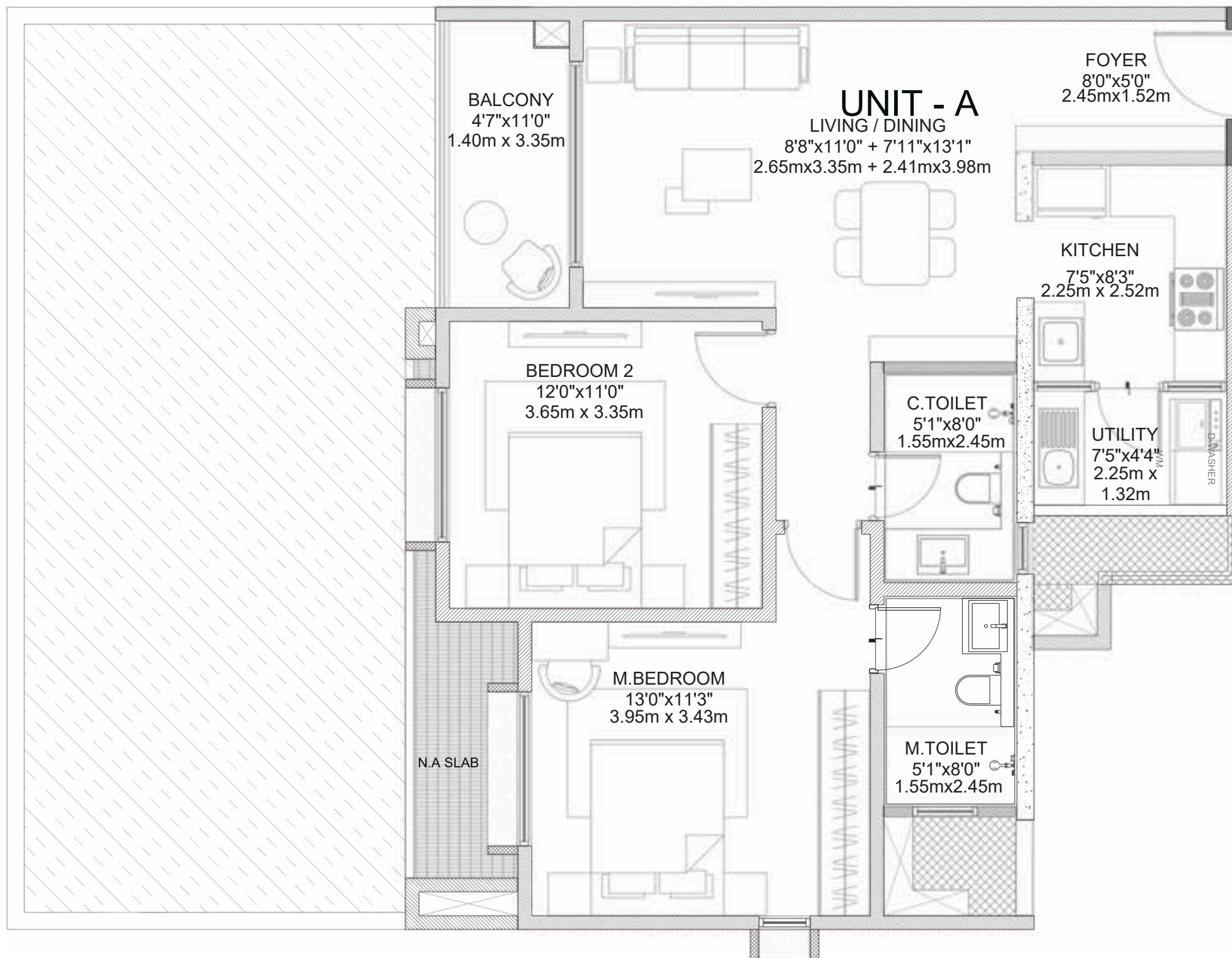
UTILITY AREA
3.23 Sq. Mts. (34.81 Sq. Ft.)

SALEABLE AREA
112.98 Sq. Mts. (1216.06 Sq. Ft.)

UNIT NUMBERS

E-202

KEYPLAN



NOTE:

1. ALL DIMENSIONS MENTIONED ARE STRUCTURE TO STRUCTURE DIMENSIONS AND INCLUDES LEDGES.
2. CARPET AREA IS CALCULATED FROM THE UNFINISHED WALL.
3. CARPET AREA INCLUDES TOILET LEDGE WALLS.
4. BALCONY DIMENSIONS DOESN'T INCLUDE UPSTAND BELOW RAILING.
5. ORIENTATION OF THE ENTRY DOOR VARIES BASED ON THE UNIT'S LOCATION.



1 m² = 10.764 Sq. Ft.

GODREJ VANANTARA

UNIT TYPE	2BHK+2T
TOWER NO	A, B, C & D
BUILDING NUMBER	1
FLOORS	SECOND FLOOR

UNIT - B (TYPE-7 SF)

RERA CARPET AREA
73.44 Sq. Mts. (790.53 Sq. Ft.)

BALCONY AREA
5.73 Sq. Mts. (61.66 Sq. Ft.)

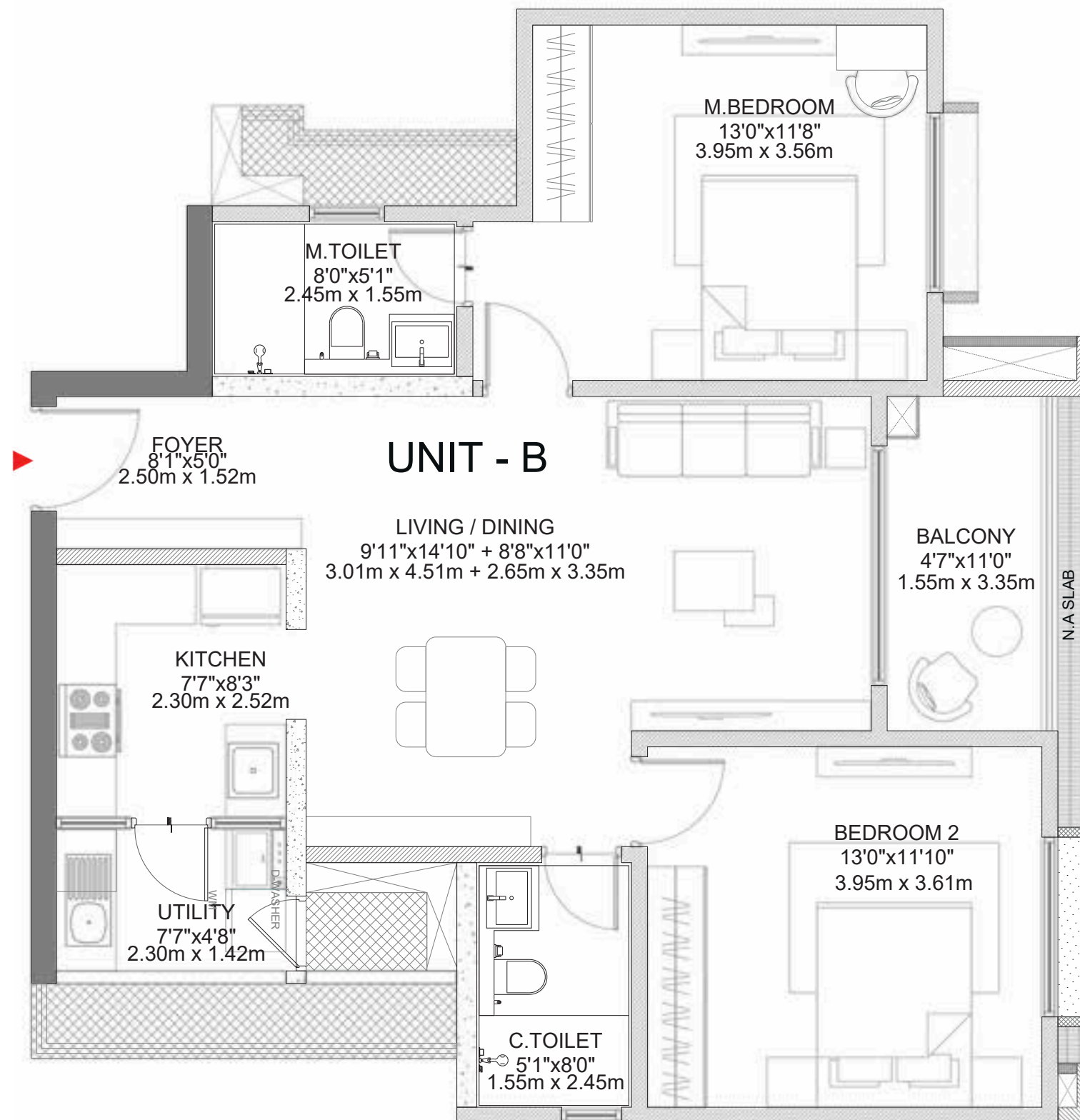
UTILITY AREA
3.27 Sq. Mts. (35.16 Sq. Ft.)

SALEABLE AREA
120.36 Sq. Mts. (1295.52 Sq. Ft.)

UNIT NUMBERS

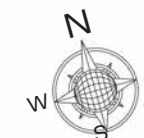
A-201, B-201, C-201 & D-201

KEYPLAN



NOTE:

1. ALL DIMENSIONS MENTIONED ARE STRUCTURE TO STRUCTURE DIMENSIONS AND INCLUDES LEDGES.
2. CARPET AREA IS CALCULATED FROM THE UNFINISHED WALL.
3. CARPET AREA INCLUDES TOILET LEDGE WALLS.
4. BALCONY DIMENSIONS DOESN'T INCLUDE UPSTAND BELOW RAILING.
5. ORIENTATION OF THE ENTRY DOOR VARIES BASED ON THE UNIT'S LOCATION.



1 m² = 10.764 Sq. Ft.

GODREJ VANANTARA

UNIT TYPE	2BHK+2T
TOWER NO	B, C & D
BUILDING NUMBER	1
FLOORS	SECOND FLOOR

UNIT - B (TYPE-8 SF)

RERA CARPET AREA
73.44 Sq. Mts. (790.53 Sq. Ft.)

BALCONY AREA
5.73 Sq. Mts. (61.66 Sq. Ft.)

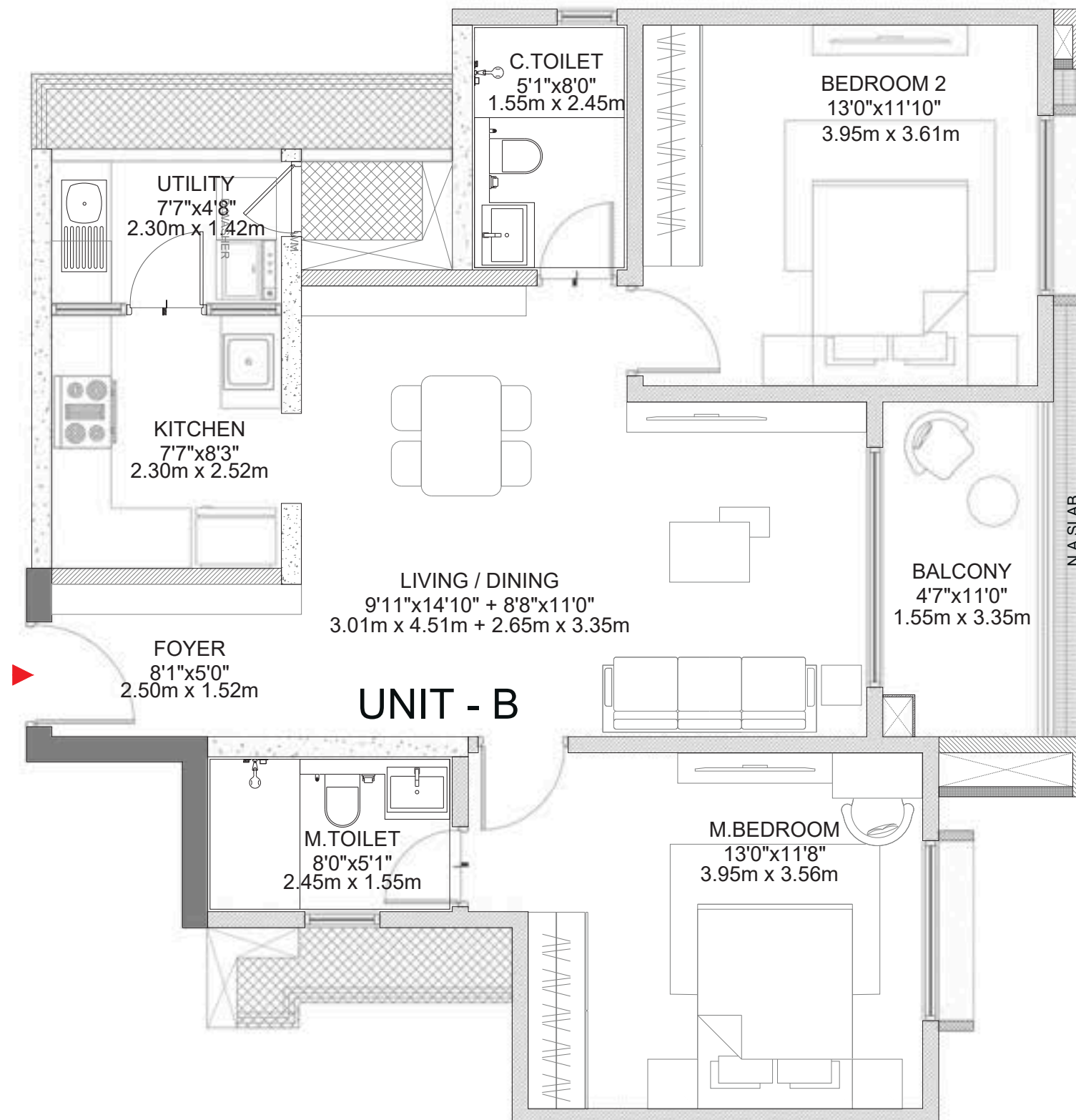
UTILITY AREA
3.27 Sq. Mts. (35.16 Sq. Ft.)

SALEABLE AREA
120.36 Sq. Mts. (1295.52 Sq. Ft.)

UNIT NUMBERS

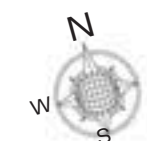
B-204, C-204 & D-204

KEYPLAN



NOTE:

1. ALL DIMENSIONS MENTIONED ARE STRUCTURE TO STRUCTURE DIMENSIONS AND INCLUDES LEDGES.
2. CARPET AREA IS CALCULATED FROM THE UNFINISHED WALL.
3. CARPET AREA INCLUDES TOILET LEDGE WALLS.
4. BALCONY DIMENSIONS DOESN'T INCLUDE UPSTAND BELOW RAILING.
5. ORIENTATION OF THE ENTRY DOOR VARIES BASED ON THE UNIT'S LOCATION.



1 m² = 10.764 Sq. Ft.

GODREJ VANANTARA

UNIT TYPE	2BHK+2T
TOWER NO	E
BUILDING NUMBER	1
FLOORS	SECOND FLOOR

UNIT - B (TYPE-9 SF)

RERA CARPET AREA
73.44 Sq. Mts. (790.53 Sq. Ft.)

BALCONY AREA
5.73 Sq. Mts. (61.66 Sq. Ft.)

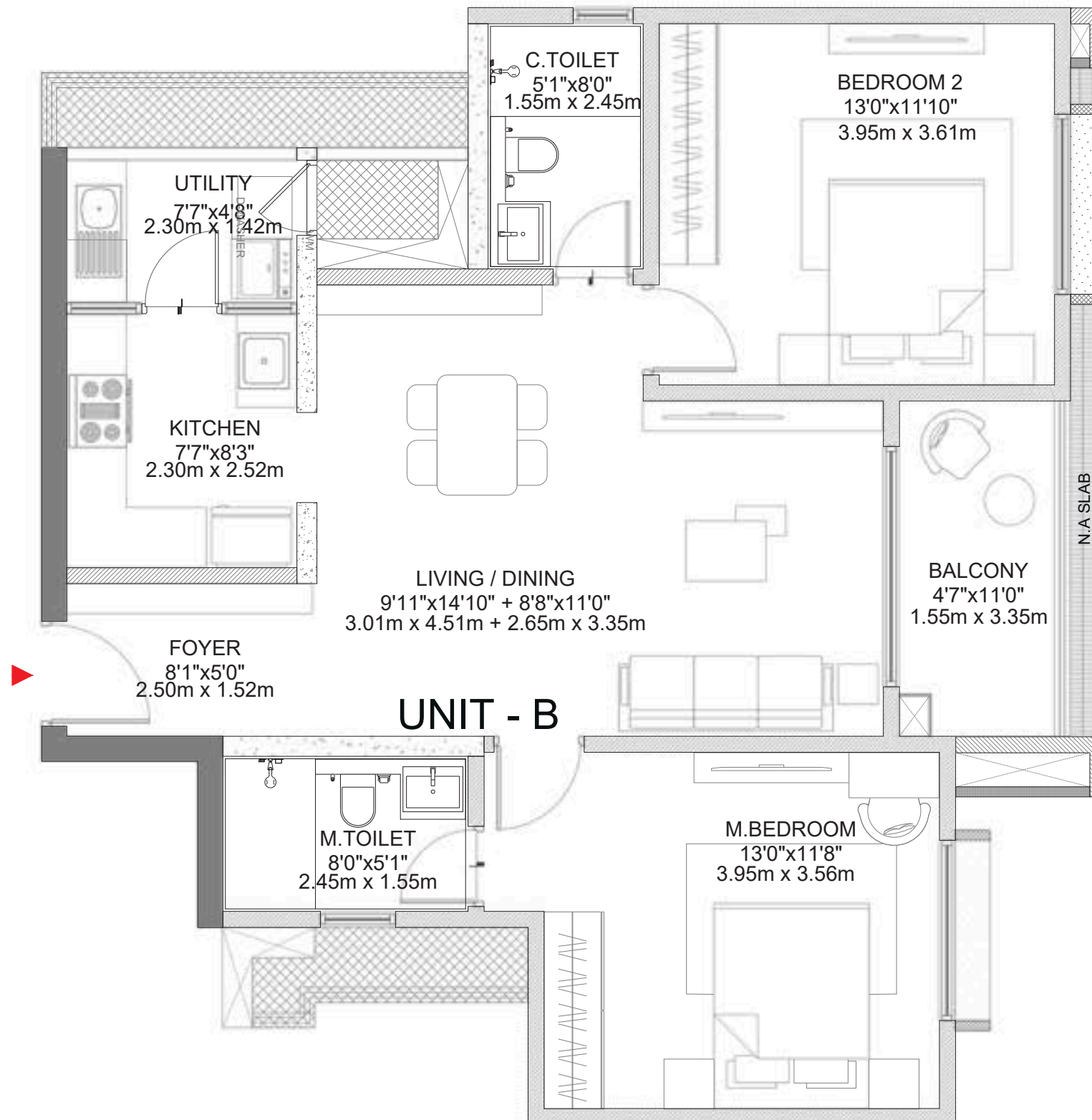
UTILITY AREA
3.27 Sq. Mts. (35.16 Sq. Ft.)

SALEABLE AREA
120.36 Sq. Mts. (1295.52 Sq. Ft.)

UNIT NUMBERS

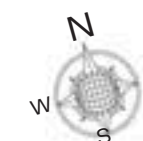
E-204

KEYPLAN



NOTE:

1. ALL DIMENSIONS MENTIONED ARE STRUCTURE TO STRUCTURE DIMENSIONS AND INCLUDES LEDGES.
2. CARPET AREA IS CALCULATED FROM THE UNFINISHED WALL.
3. CARPET AREA INCLUDES TOILET LEDGE WALLS.
4. BALCONY DIMENSIONS DOESN'T INCLUDE UPSTAND BELOW RAILING.
5. ORIENTATION OF THE ENTRY DOOR VARIES BASED ON THE UNIT'S LOCATION.



1 m² = 10.764 Sq. Ft.

GODREJ VANANTARA

UNIT TYPE	3BHK+3T
TOWER NO	A
BUILDING NUMBER	1
FLOORS	SECOND FLOOR

UNIT - D (TYPE-9 SF)

RERA CARPET AREA
107.84 Sq. Mts. (1160.82 Sq. Ft.)

BALCONY AREA
10.22 Sq. Mts. (110.01 Sq. Ft.)

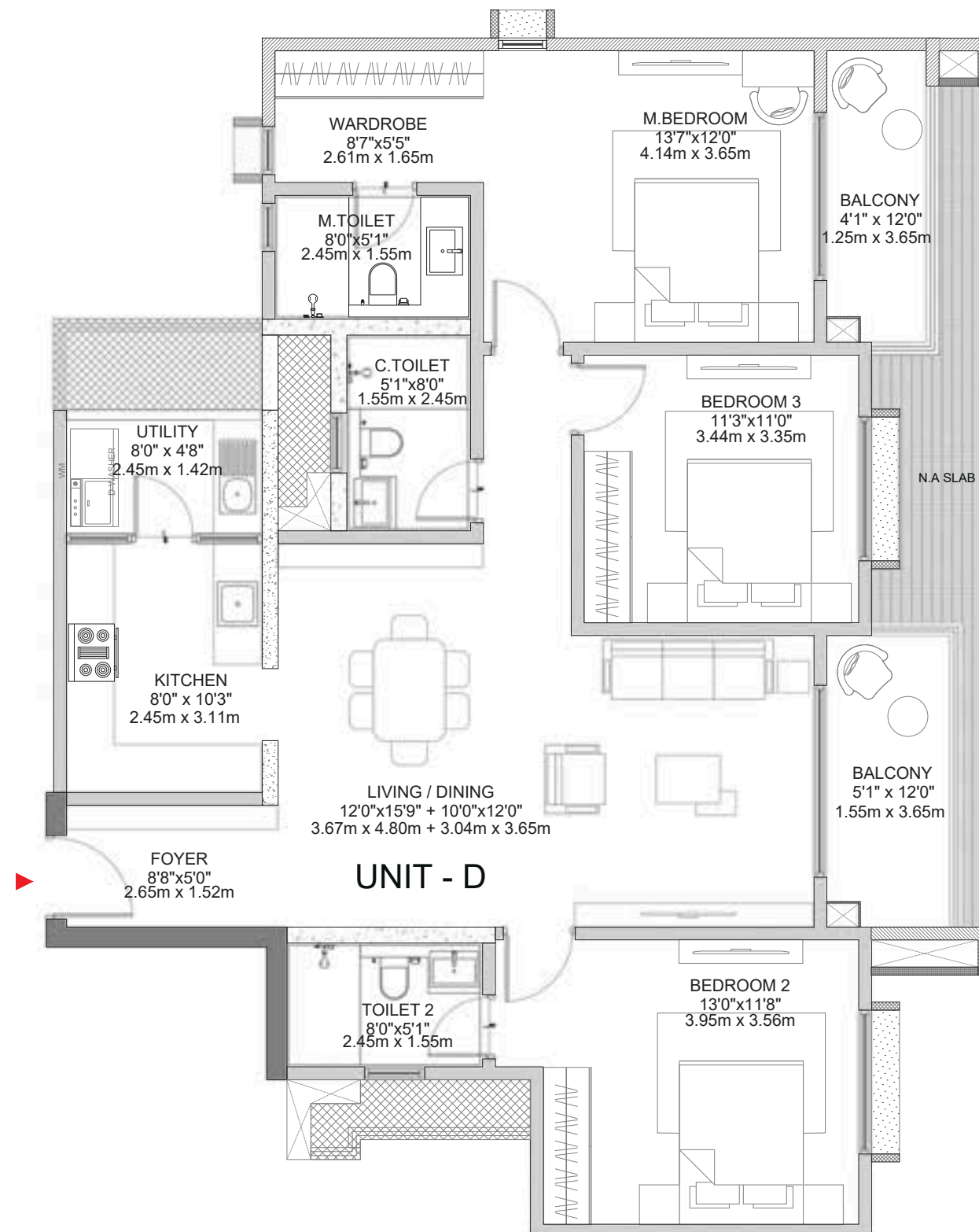
UTILITY AREA
3.48 Sq. Mts. (37.45 Sq. Ft.)

SALEABLE AREA
177.45 Sq. Mts. (1910.09 Sq. Ft.)

UNIT NUMBERS

A-204

KEYPLAN



NOTE:

1. ALL DIMENSIONS MENTIONED ARE STRUCTURE TO STRUCTURE DIMENSIONS AND INCLUDES LEDGES.
2. CARPET AREA IS CALCULATED FROM THE UNFINISHED WALL.
3. CARPET AREA INCLUDES TOILET LEDGE WALLS.
4. BALCONY DIMENSIONS DOESN'T INCLUDE UPSTAND AND BELOW RAILING.
5. ORIENTATION OF THE ENTRY DOOR VARIES BASED ON THE UNIT'S LOCATION.



1 m² = 10.764 Sq. Ft.

GODREJ VANANTARA

UNIT TYPE	3BHK+3T
TOWER NO	E
BUILDING NUMBER	1
FLOORS	SECOND FLOOR

UNIT - D (TYPE-10 SF)

RERA CARPET AREA
107.84 Sq. Mts. (1160.82 Sq. Ft.)

BALCONY AREA
10.22 Sq. Mts. (110.01 Sq. Ft.)

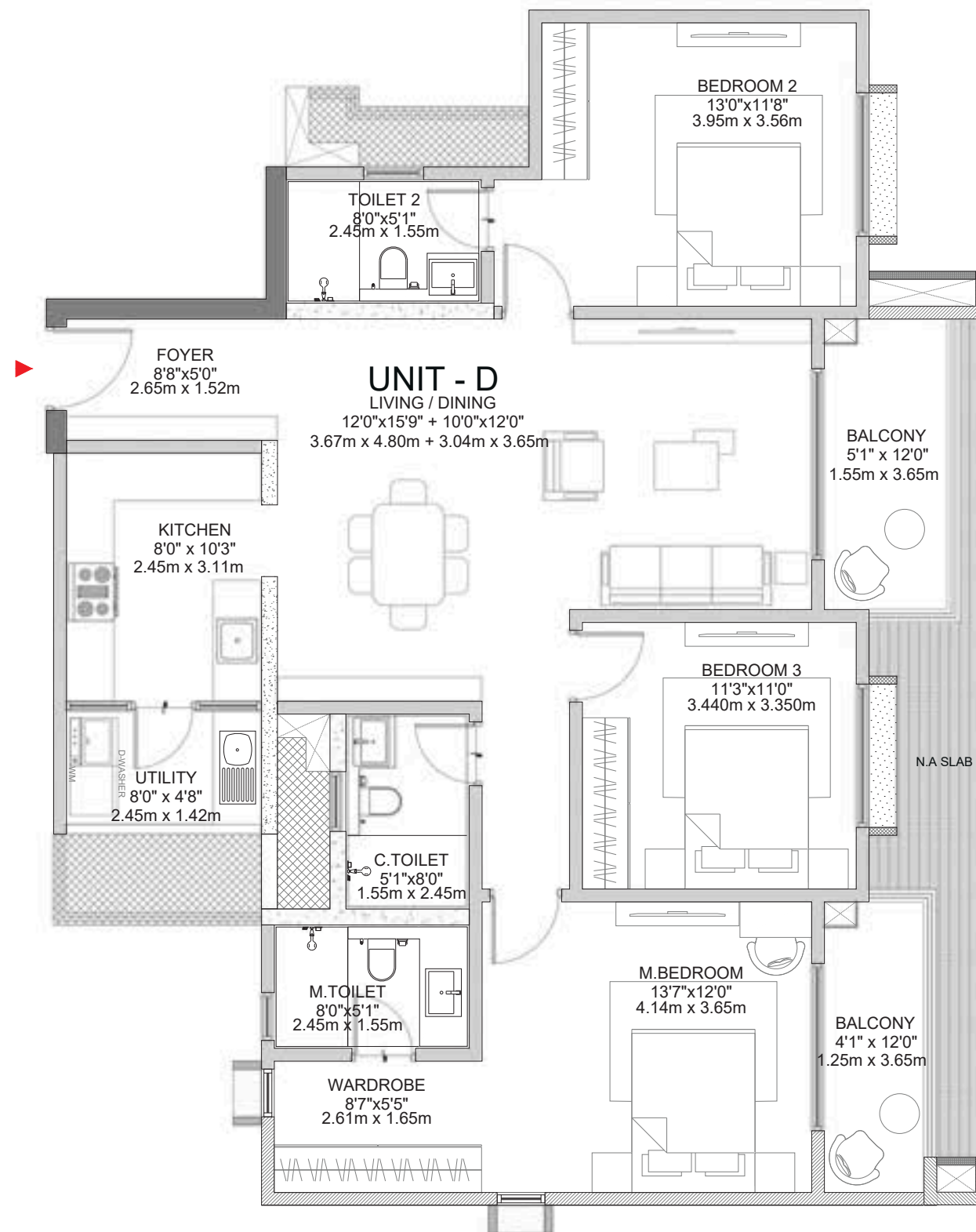
UTILITY AREA
3.48 Sq. Mts. (37.45 Sq. Ft.)

SALEABLE AREA
177.45 Sq. Mts. (1910.09 Sq. Ft.)

UNIT NUMBERS

E-201

KEYPLAN



NOTE:

1. ALL DIMENSIONS MENTIONED ARE STRUCTURE TO STRUCTURE DIMENSIONS AND INCLUDES LEDGES.
2. CARPET AREA IS CALCULATED FROM THE UNFINISHED WALL.
3. CARPET AREA INCLUDES TOILET LEDGE WALLS.
4. BALCONY DIMENSIONS DOESN'T INCLUDE UPSTAND BELOW RAILING.
5. ORIENTATION OF THE ENTRY DOOR VARIES BASED ON THE UNIT'S LOCATION.



1 m² = 10.764 Sq. Ft.

GODREJ VANANTARA

UNIT TYPE	3BHK+3T
TOWER NO	F & J
BUILDING NUMBER	2
FLOORS	SECOND FLOOR

UNIT D (TYPE 11 SF)

RERA CARPET AREA
109.03 Sq. Mts. (1173.63 Sq. Ft.)

BALCONY AREA
11.32 Sq. Mts. (121.79 Sq. Ft.)

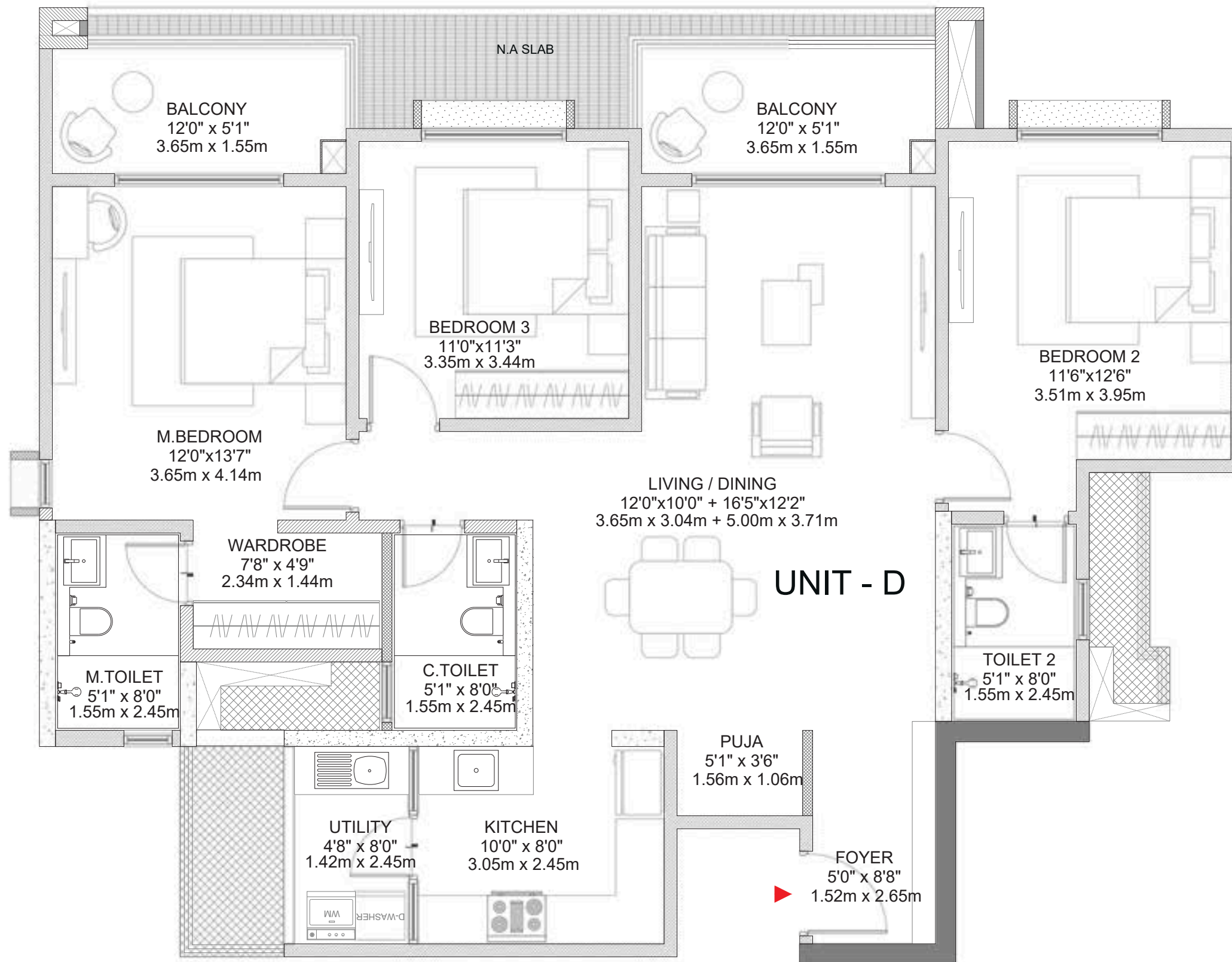
UTILITY AREA
3.48 Sq. Mts. (37.45 Sq. Ft.)

SALEABLE AREA
180.79 Sq. Mts. (1946.0 Sq. Ft.)

UNIT NUMBERS

F-204 & J-204

KEYPLAN



NOTE:

1. ALL DIMENSIONS MENTIONED ARE STRUCTURE TO STRUCTURE DIMENSIONS AND INCLUDES LEDGES.
2. CARPET AREA IS CALCULATED FROM THE UNFINISHED WALL.
3. CARPET AREA INCLUDES TOILET LEDGE WALLS.
4. BALCONY DIMENSIONS DOESN'T INCLUDE UPSTAND BELOW RAILING.
5. ORIENTATION OF THE ENTRY DOOR VARIES BASED ON THE UNIT'S LOCATION.



1 m² = 10.764 Sq. Ft.

GODREJ VANANTARA

UNIT TYPE	3BHK+3T
TOWER NO	F & J
BUILDING NUMBER	2
FLOORS	SECOND FLOOR

UNIT - D (TYPE-12 SF)

RERA CARPET AREA
107.83q.Mts. (1160.71Sq. Ft.)

BALCONY AREA
11.32 Sq. Mts. (121.79 Sq. Ft.)

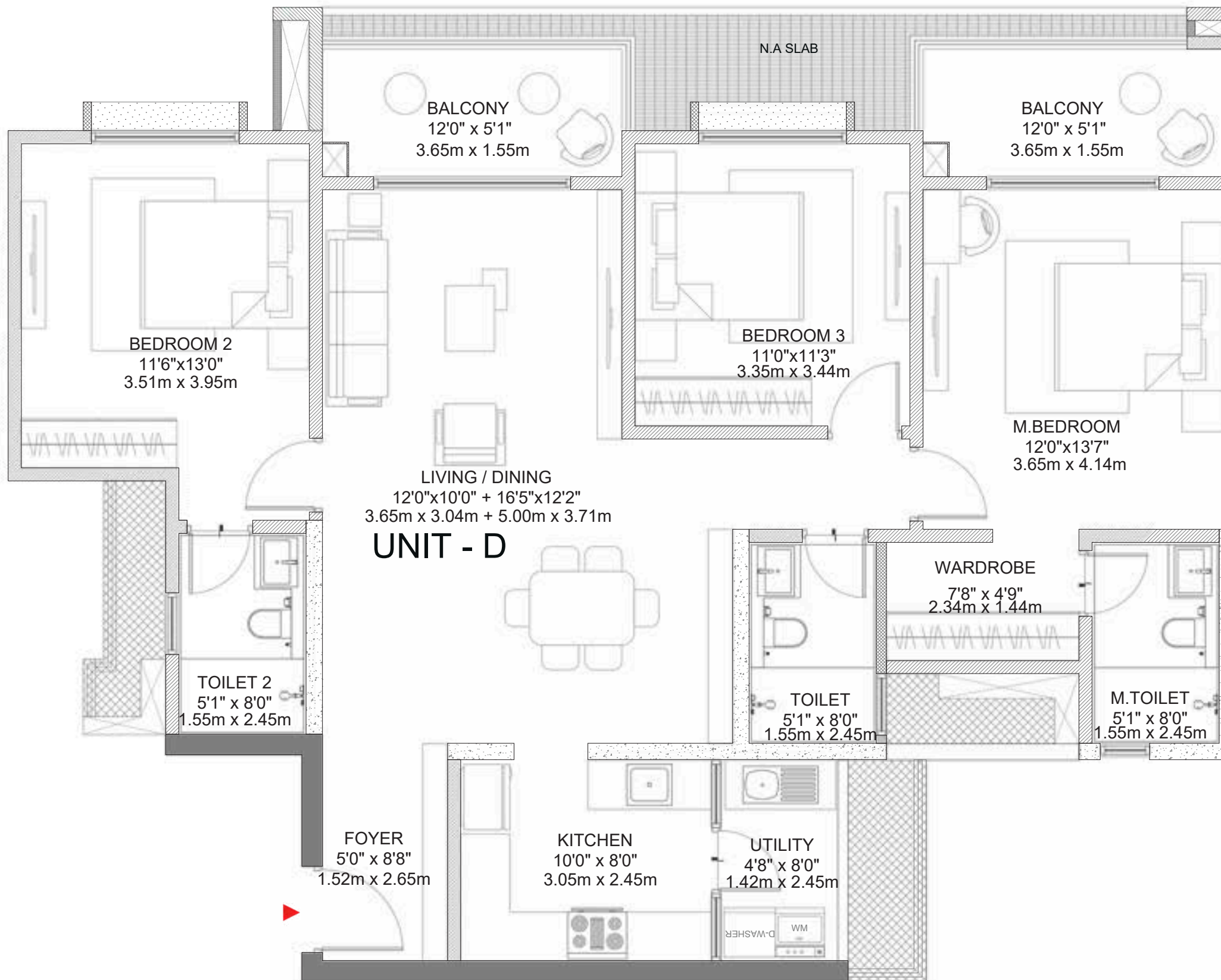
UTILITY AREA
3.48 Sq. Mts. (37.45 Sq. Ft.)

SALEABLE AREA
179.04 Sq. Mts. (1927.14Sq. Ft.)

UNIT NUMBERS

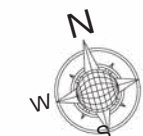
F-201 & J-201

KEYPLAN



NOTE:

1. ALL DIMENSIONS MENTIONED ARE STRUCTURE TO STRUCTURE DIMENSIONS AND INCLUDES LEDGES.
2. CARPET AREA IS CALCULATED FROM THE UNFINISHED WALL.
3. CARPET AREA INCLUDES TOILET LEDGE WALLS.
4. BALCONY DIMENSIONS DOESN'T INCLUDE UPSTAND BELOW RAILING.
5. ORIENTATION OF THE ENTRY DOOR VARIES BASED ON THE UNIT'S LOCATION.



1 m² = 10.764 Sq. Ft.

GODREJ VANANTARA

UNIT TYPE	3BHK+2T
TOWER NO	G & H
BUILDING NUMBER	2
FLOORS	SECOND FLOOR

UNIT - C (TYPE-5 SF)

RERA CARPET AREA
94.08 Sq. Mts. (1012.72 Sq. Ft.)

BALCONY AREA
8.41 Sq. Mts. (90.50 Sq. Ft.)

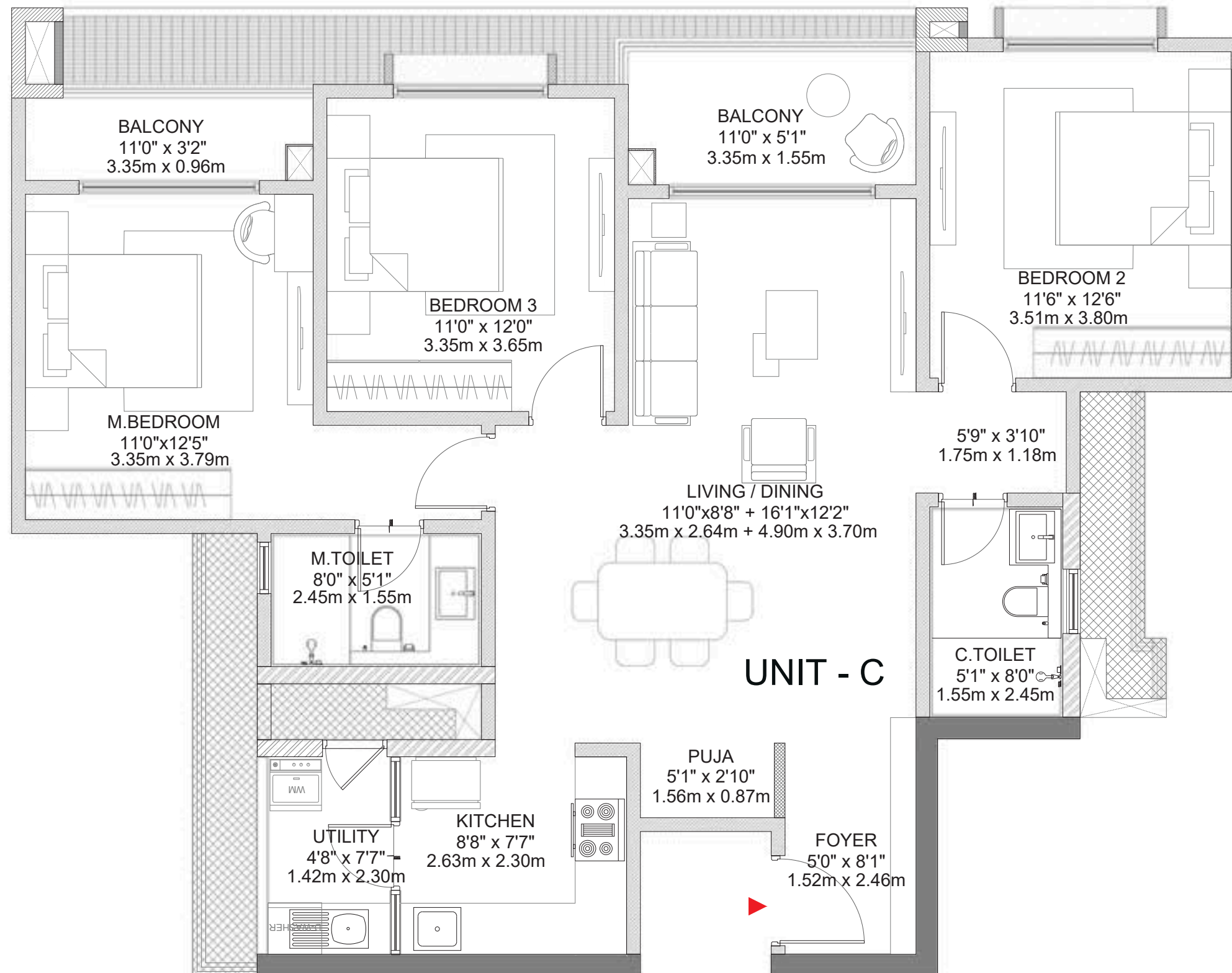
UTILITY AREA
3.27 Sq. Mts. (35.16 Sq. Ft.)

SALEABLE AREA
154.41 Sq. Mts. (1662.03 Sq. Ft.)

UNIT NUMBERS

G-204 & H-204

KEYPLAN



NOTE:

1. ALL DIMENSIONS MENTIONED ARE STRUCTURE TO STRUCTURE DIMENSIONS AND INCLUDES LEDGES.
2. CARPET AREA IS CALCULATED FROM THE UNFINISHED WALL.
3. CARPET AREA INCLUDES TOILET LEDGE WALLS.
4. BALCONY DIMENSIONS DOESN'T INCLUDE UPSTAND BELOW RAILING.
5. ORIENTATION OF THE ENTRY DOOR VARIES BASED ON THE UNIT'S LOCATION.



1 m² = 10.764 Sq. Ft.

GODREJ VANANTARA

UNIT TYPE	3BHK+2T
TOWER NO	G & H
BUILDING NUMBER	2
FLOORS	SECOND FLOOR

UNIT - C (TYPE-6 SF)

RERA CARPET AREA
92.42 Sq. Mts. (994.85 Sq. Ft.)

BALCONY AREA
8.41 Sq. Mts. (90.50 Sq. Ft.)

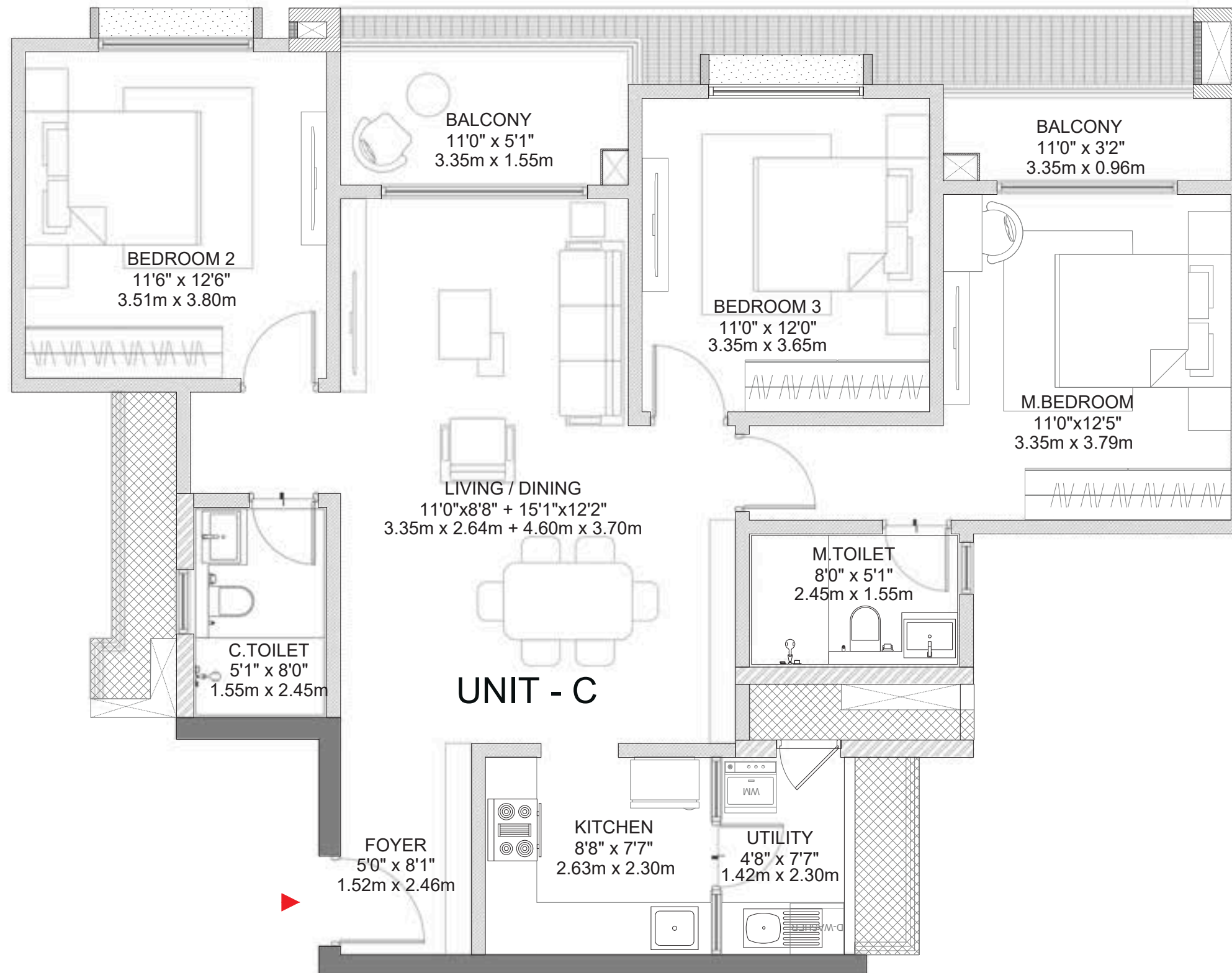
UTILITY AREA
3.27 Sq. Mts. (35.16 Sq. Ft.)

SALEABLE AREA
151.98 Sq. Mts. (1635.95 Sq. Ft.)

UNIT NUMBERS

G-201 & H-201

KEYPLAN



NOTE:

1. ALL DIMENSIONS MENTIONED ARE STRUCTURE TO STRUCTURE DIMENSIONS AND INCLUDES LEDGES.
2. CARPET AREA IS CALCULATED FROM THE UNFINISHED WALL.
3. CARPET AREA INCLUDES TOILET LEDGE WALLS.
4. BALCONY DIMENSIONS DOESN'T INCLUDE UPSTAND BELOW RAILING.
5. ORIENTATION OF THE ENTRY DOOR VARIES BASED ON THE UNIT'S LOCATION.



1 m² = 10.764 Sq. Ft.

GODREJ VANANTARA

UNIT TYPE	3BHK+3T
TOWER NO	F
BUILDING NUMBER	2
FLOORS	SECOND FLOOR

UNIT - E (TYPE-11 SF)

RERA CARPET AREA
110.98Sq. Mts. (1194.61Sq. Ft.)

BALCONY AREA
11.32 Sq. Mts. (121.79 Sq. Ft.)

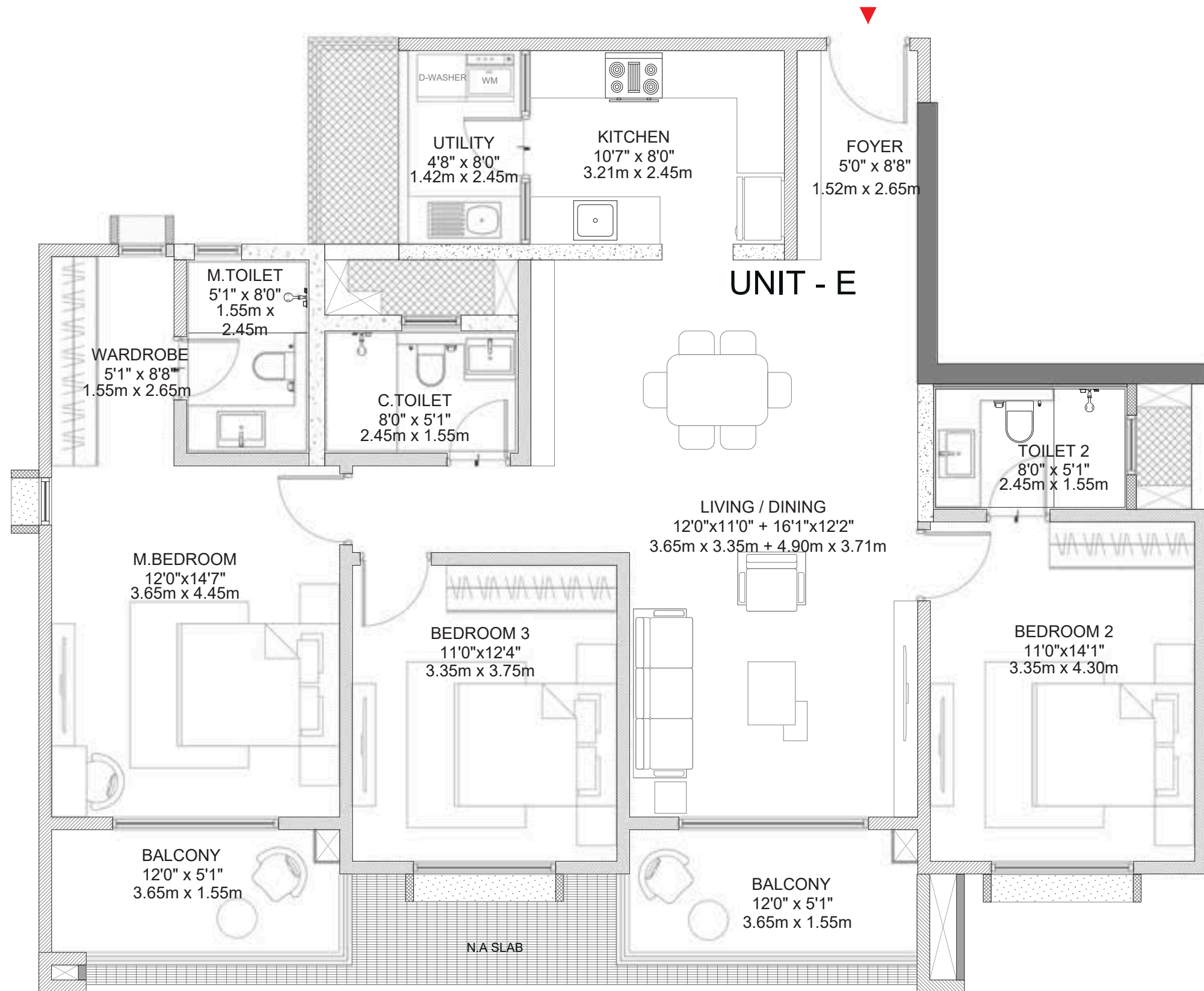
UTILITY AREA
3.48 Sq. Mts. (37.45 Sq. Ft.)

SALEABLE AREA
183.63 Sq. Mts. (1976.63 Sq. Ft.)

UNIT NUMBERS

F-203

KEYPLAN



NOTE:

1. ALL DIMENSIONS MENTIONED ARE STRUCTURE TO STRUCTURE DIMENSIONS AND INCLUDES LEDGES.
2. CARPET AREA IS CALCULATED FROM THE UNFINISHED WALL.
3. CARPET AREA INCLUDES TOILET LEDGE WALLS.
4. BALCONY DIMENSIONS DOESN'T INCLUDE UPSTAND BELOW RAILING.
5. ORIENTATION OF THE ENTRY DOOR VARIES BASED ON THE UNIT'S LOCATION.



1 m² = 10.764 Sq. Ft.

GODREJ VANANTARA

UNIT TYPE	3BHK+3T
TOWER NO	F & H
BUILDING NUMBER	2
FLOORS	SECOND FLOOR

UNIT - E (TYPE-12 SF)

RERA CARPET AREA
110.98Sq. Mts. (1194.61 Sq. Ft.)

BALCONY AREA
11.32 Sq. Mts. (121.79 Sq. Ft.)

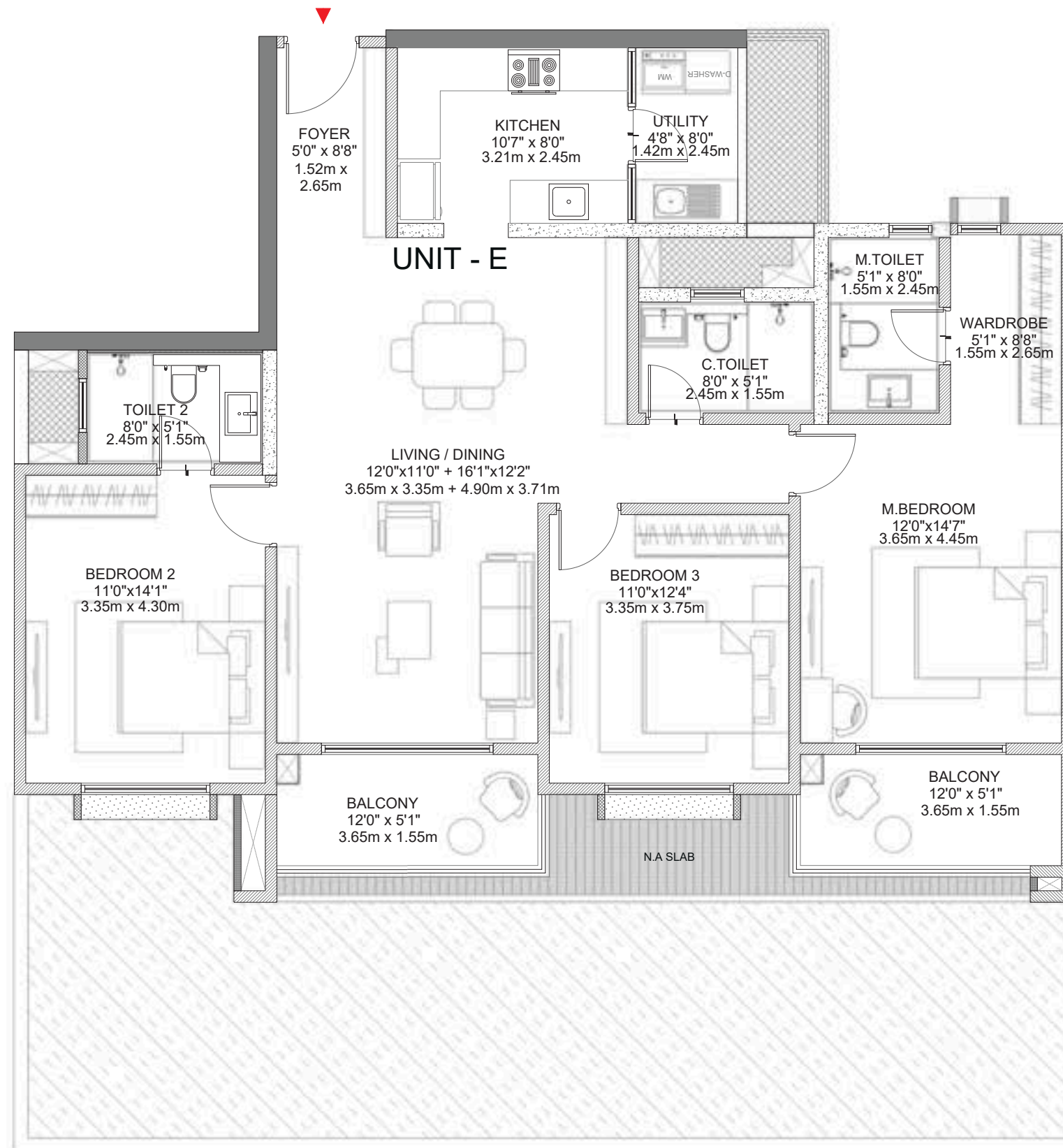
UTILITY AREA
3.48 Sq. Mts. (37.45 Sq. Ft.)

SALEABLE AREA
183.63 Sq. Mts. (1976.63 Sq. Ft.)

UNIT NUMBERS

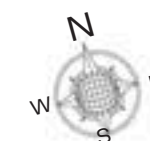
F-202 & H-202

KEYPLAN



NOTE:

1. ALL DIMENSIONS MENTIONED ARE STRUCTURE TO STRUCTURE DIMENSIONS AND INCLUDES LEDGES.
2. CARPET AREA IS CALCULATED FROM THE UNFINISHED WALL.
3. CARPET AREA INCLUDES TOILET LEDGE WALLS.
4. BALCONY DIMENSIONS DOESN'T INCLUDE UPSTAND BELOW RAILING.
5. ORIENTATION OF THE ENTRY DOOR VARIES BASED ON THE UNIT'S LOCATION.



1 m² = 10.764 Sq. Ft.

GODREJ VANANTARA

UNIT TYPE	3BHK+3T
TOWER NO	G
BUILDING NUMBER	2
FLOORS	SECOND FLOOR

UNIT - E (TYPE-13 SF)

RERA CARPET AREA
110.98Sq. Mts. (1194.61Sq. Ft.)

BALCONY AREA
11.32 Sq. Mts. (121.79 Sq. Ft.)

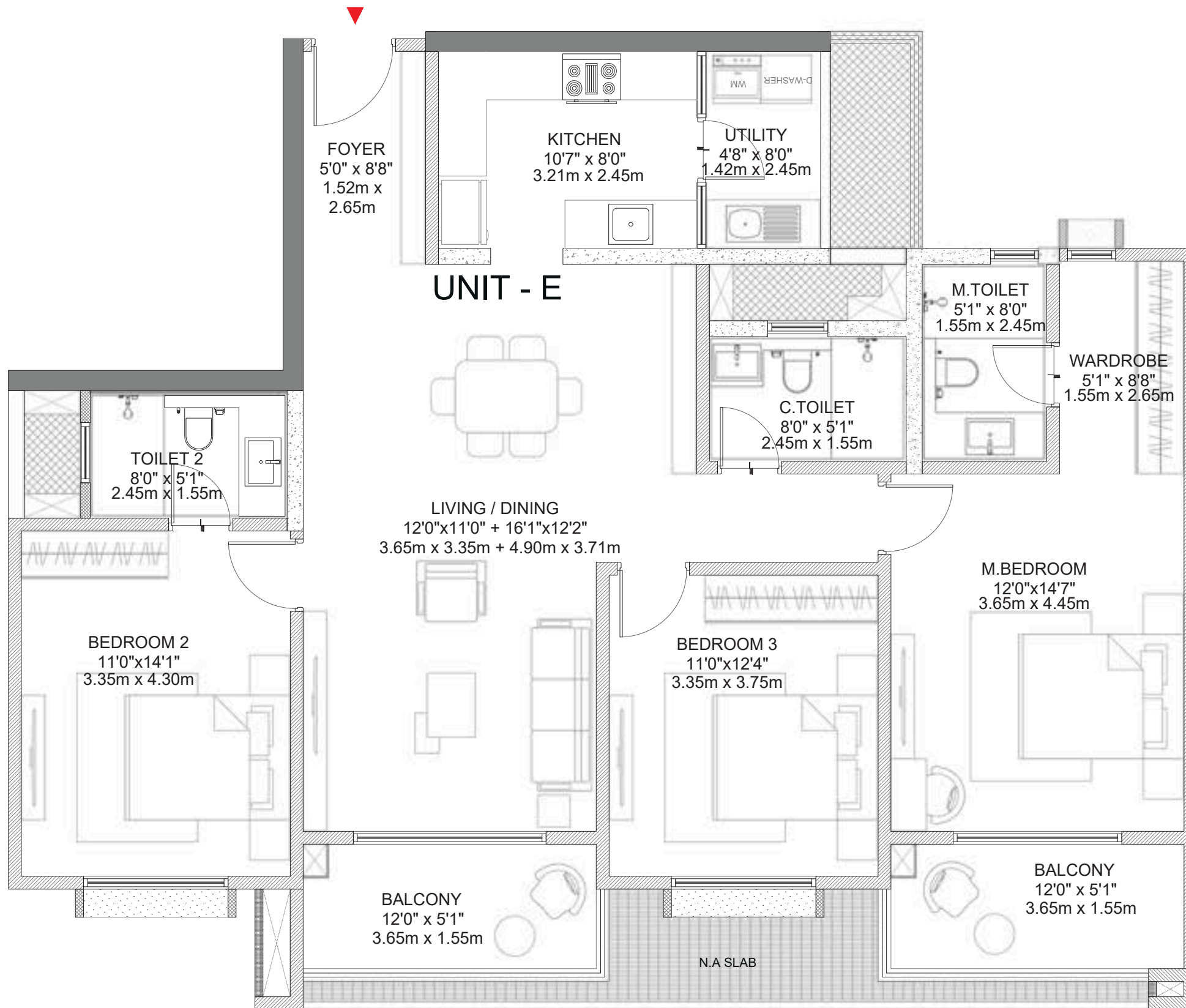
UTILITY AREA
3.48 Sq. Mts. (37.45 Sq. Ft.)

SALEABLE AREA
183.63 Sq. Mts. (1976.63 Sq. Ft.)

UNIT NUMBERS

G-202

KEYPLAN



NOTE:

1. ALL DIMENSIONS MENTIONED ARE STRUCTURE TO STRUCTURE DIMENSIONS AND INCLUDES LEDGES.
2. CARPET AREA IS CALCULATED FROM THE UNFINISHED WALL.
3. CARPET AREA INCLUDES TOILET LEDGE WALLS.
4. BALCONY DIMENSIONS DOESN'T INCLUDE UPSTAND BELOW RAILING.
5. ORIENTATION OF THE ENTRY DOOR VARIES BASED ON THE UNIT'S LOCATION.



1 m² = 10.764 Sq. Ft.

GODREJ VANANTARA

UNIT TYPE	3BHK+3T
TOWER NO	G & J
BUILDING NUMBER	2
FLOORS	SECOND FLOOR

UNIT - E (TYPE-14 SF)

RERA CARPET AREA
110.98Sq. Mts. (1194.61 Sq. Ft.)

BALCONY AREA
11.32 Sq. Mts. (121.79 Sq. Ft.)

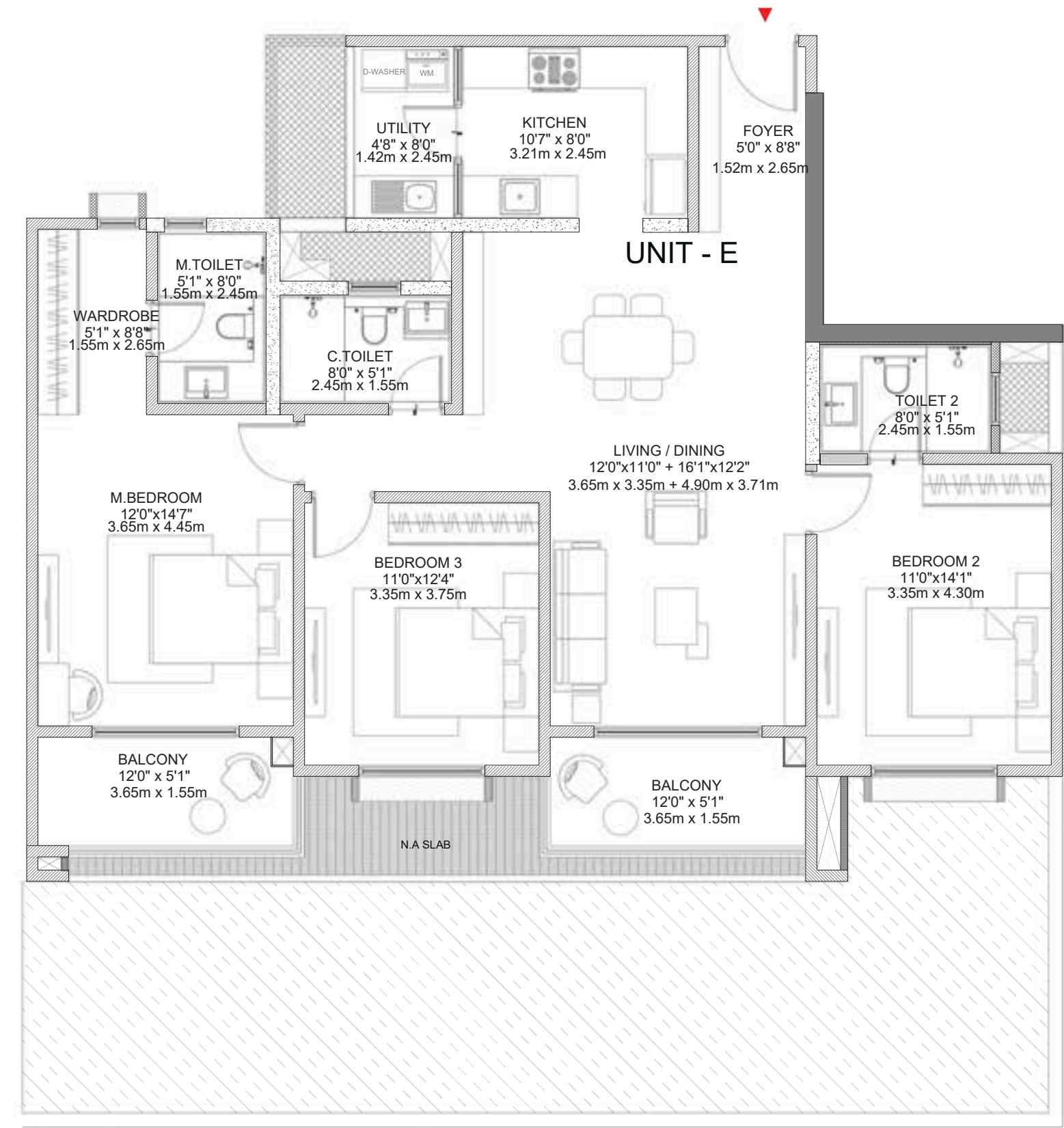
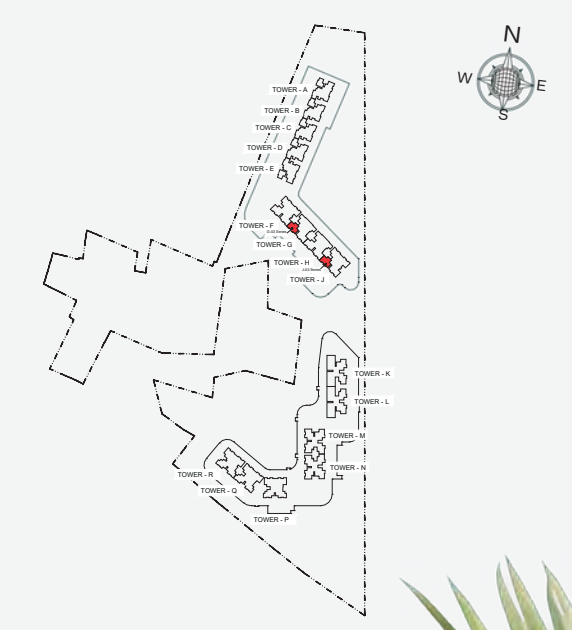
UTILITY AREA
3.48 Sq. Mts. (37.45 Sq. Ft.)

SALEABLE AREA
183.63 Sq. Mts. (1976.63 Sq. Ft.)

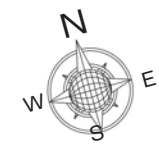
UNIT NUMBERS

G-203 & J-203


KEYPLAN



- NOTE:**
1. ALL DIMENSIONS MENTIONED ARE STRUCTURE TO STRUCTURE DIMENSIONS AND INCLUDES LEDGES.
 2. CARPET AREA IS CALCULATED FROM THE UNFINISHED WALL.
 3. CARPET AREA INCLUDES TOILET LEDGE WALLS.
 4. BALCONY DIMENSIONS DOESN'T INCLUDE UPSTAND BELOW RAILING.
 5. ORIENTATION OF THE ENTRY DOOR VARIES BASED ON THE UNIT'S LOCATION.



1 m² = 10.764 Sq. Ft.



GODREJ VANANTARA

UNIT TYPE	3BHK+3T
TOWER NO	H
BUILDING NUMBER	2
FLOORS	SECOND FLOOR

UNIT - E (TYPE-15 SF)

RERA CARPET AREA
110.98 Sq. Mts. (1194.61 Sq. Ft.)

BALCONY AREA
11.32 Sq. Mts. (121.79 Sq. Ft.)

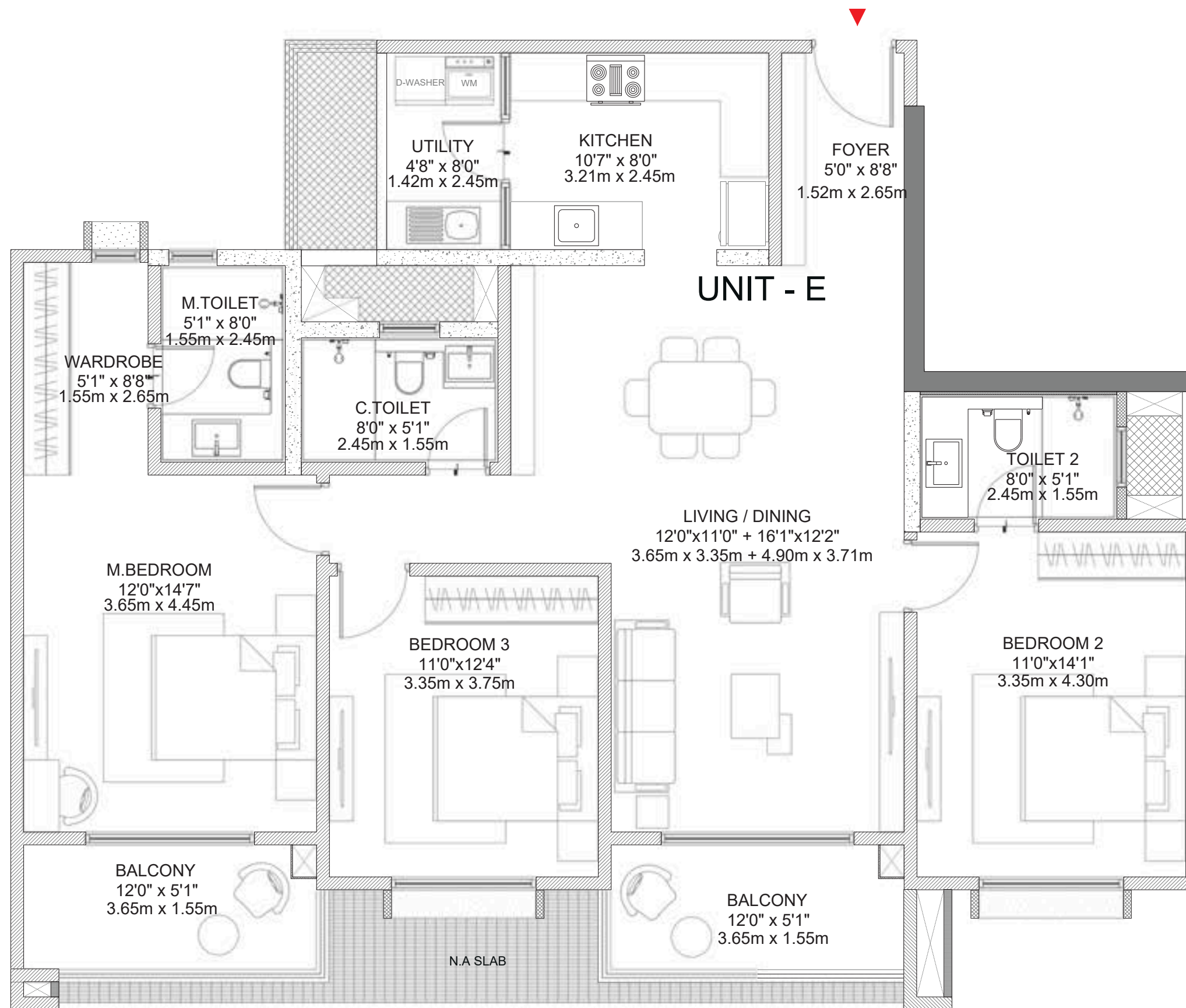
UTILITY AREA
3.48 Sq. Mts. (37.45 Sq. Ft.)

SALEABLE AREA
183.63 Sq. Mts. (1976.63 Sq. Ft.)

UNIT NUMBERS

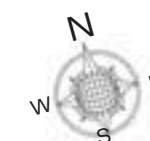
H-203

KEYPLAN



NOTE:

1. ALL DIMENSIONS MENTIONED ARE STRUCTURE TO STRUCTURE DIMENSIONS AND INCLUDES LEDGES.
2. CARPET AREA IS CALCULATED FROM THE UNFINISHED WALL.
3. CARPET AREA INCLUDES TOILET LEDGE WALLS.
4. BALCONY DIMENSIONS DOESN'T INCLUDE UPSTAND BELOW RAILING.
5. ORIENTATION OF THE ENTRY DOOR VARIES BASED ON THE UNIT'S LOCATION.



1 m² = 10.764 Sq. Ft.

GODREJ VANANTARA

UNIT TYPE	3BHK+3T
TOWER NO	J
BUILDING NUMBER	2
FLOORS	SECOND FLOOR

UNIT - E (TYPE-16 SF)

RERA CARPET AREA
110.98 Sq. Mts. (1194.61 Sq. Ft.)

BALCONY AREA
11.32 Sq. Mts. (121.79 Sq. Ft.)

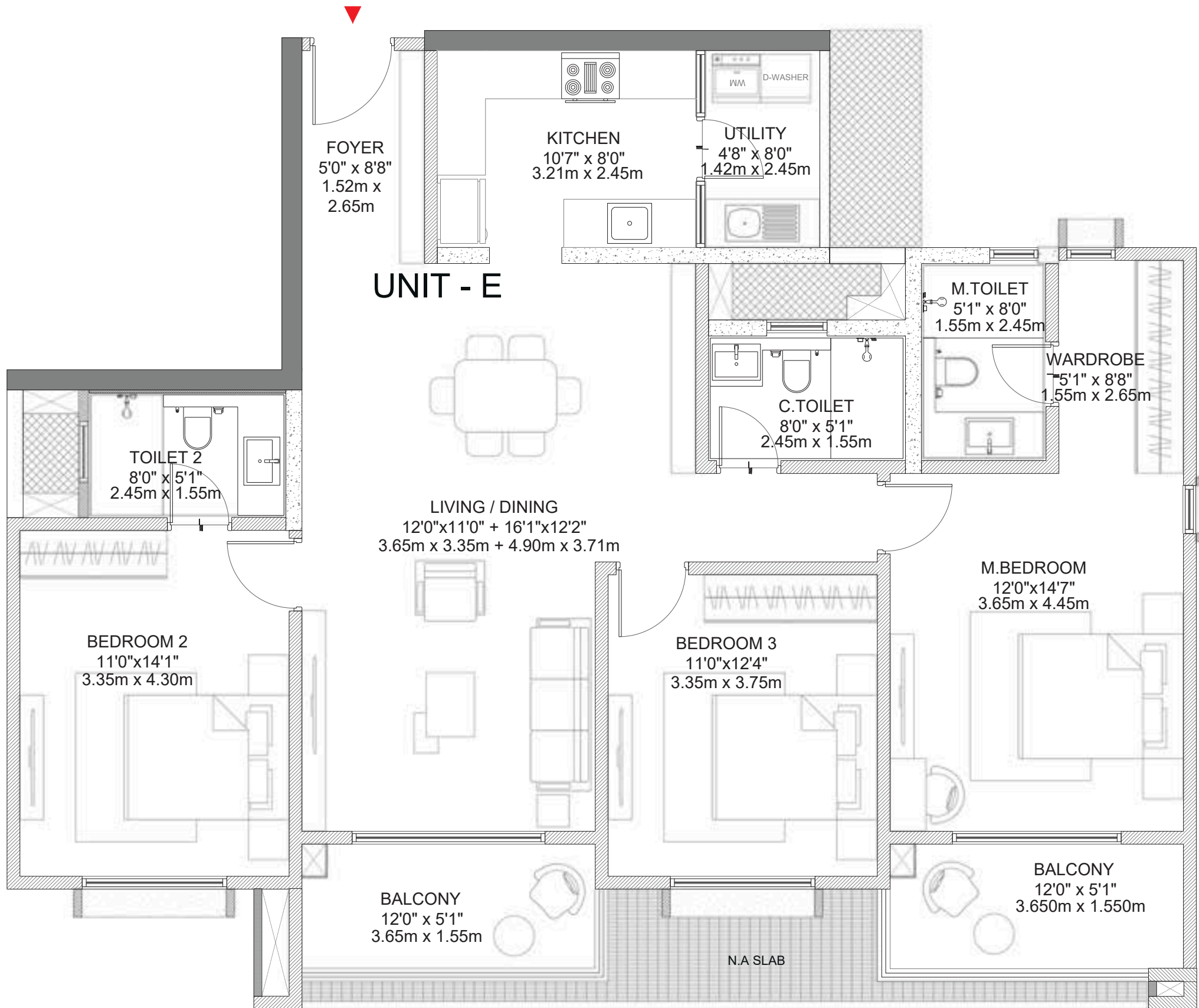
UTILITY AREA
3.48 Sq. Mts. (37.45 Sq. Ft.)

SALEABLE AREA
183.63 Sq. Mts. (1976.63 Sq. Ft.)

UNIT NUMBERS

J-202

KEYPLAN



NOTE:

1. ALL DIMENSIONS MENTIONED ARE STRUCTURE TO STRUCTURE DIMENSIONS AND INCLUDES LEDGES.
2. CARPET AREA IS CALCULATED FROM THE UNFINISHED WALL.
3. CARPET AREA INCLUDES TOILET LEDGE WALLS.
4. BALCONY DIMENSIONS DOESN'T INCLUDE UPSTAND AND BELOW RAILING.
5. ORIENTATION OF THE ENTRY DOOR VARIES BASED ON THE UNIT'S LOCATION.



1 m² = 10.764 Sq. Ft.

GODREJ VANANTARA

UNIT TYPE	3BHK+3T
TOWER NO	K & M
BUILDING NUMBER	3 & 4
FLOORS	SECOND FLOOR

UNIT - H (TYPE-5 SF)

RERA CARPET AREA
96.54 Sq. Mts. (1039.16 Sq. Ft.)

BALCONY AREA
9.43 Sq. Mts. (101.46 Sq. Ft.)

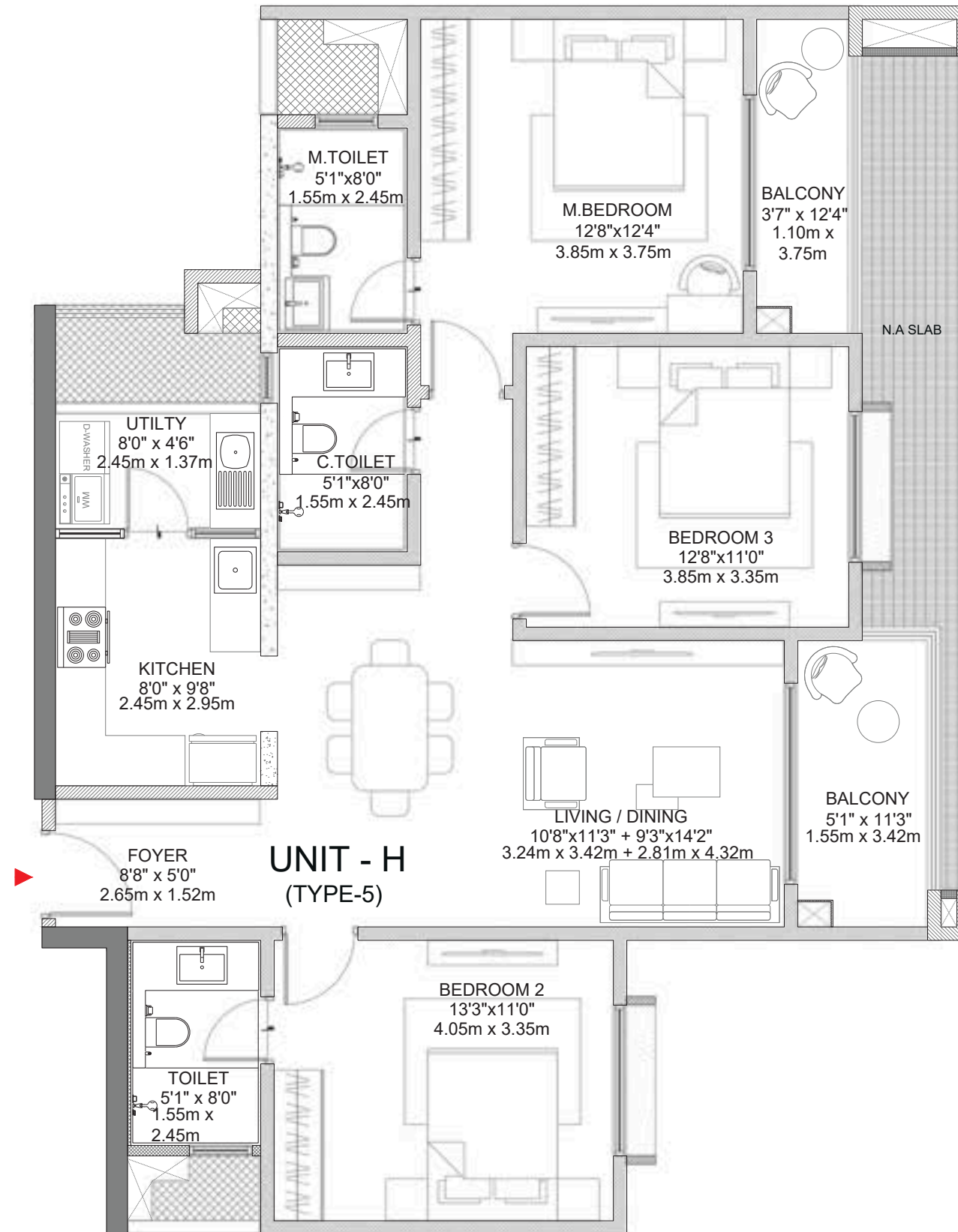
UTILITY AREA
3.63 Sq. Mts. (39.07 Sq. Ft.)

SALEABLE AREA
160.01 Sq. Mts. (1722.35 Sq. Ft.)

UNIT NUMBERS

K-204 & M-204

KEYPLAN



NOTE:

1. ALL DIMENSIONS MENTIONED ARE STRUCTURE TO STRUCTURE DIMENSIONS AND INCLUDES LEDGES.
2. CARPET AREA IS CALCULATED FROM THE UNFINISHED WALL.
3. CARPET AREA INCLUDES TOILET LEDGE WALLS.
4. BALCONY DIMENSIONS DOESN'T INCLUDE UPSTAND BELOW RAILING.
5. ORIENTATION OF THE ENTRY DOOR VARIES BASED ON THE UNIT'S LOCATION.



1 m² = 10.764 Sq. Ft.

GODREJ VANANTARA

UNIT TYPE	3BHK+3T
TOWER NO	K & M
BUILDING NUMBER	3 & 4
FLOORS	SECOND FLOOR

UNIT - H (TYPE-6 SF)

RERA CARPET AREA
96.54 Sq. Mts. (1039.16 Sq. Ft.)

BALCONY AREA
9.43 Sq. Mts. (101.46 Sq. Ft.)

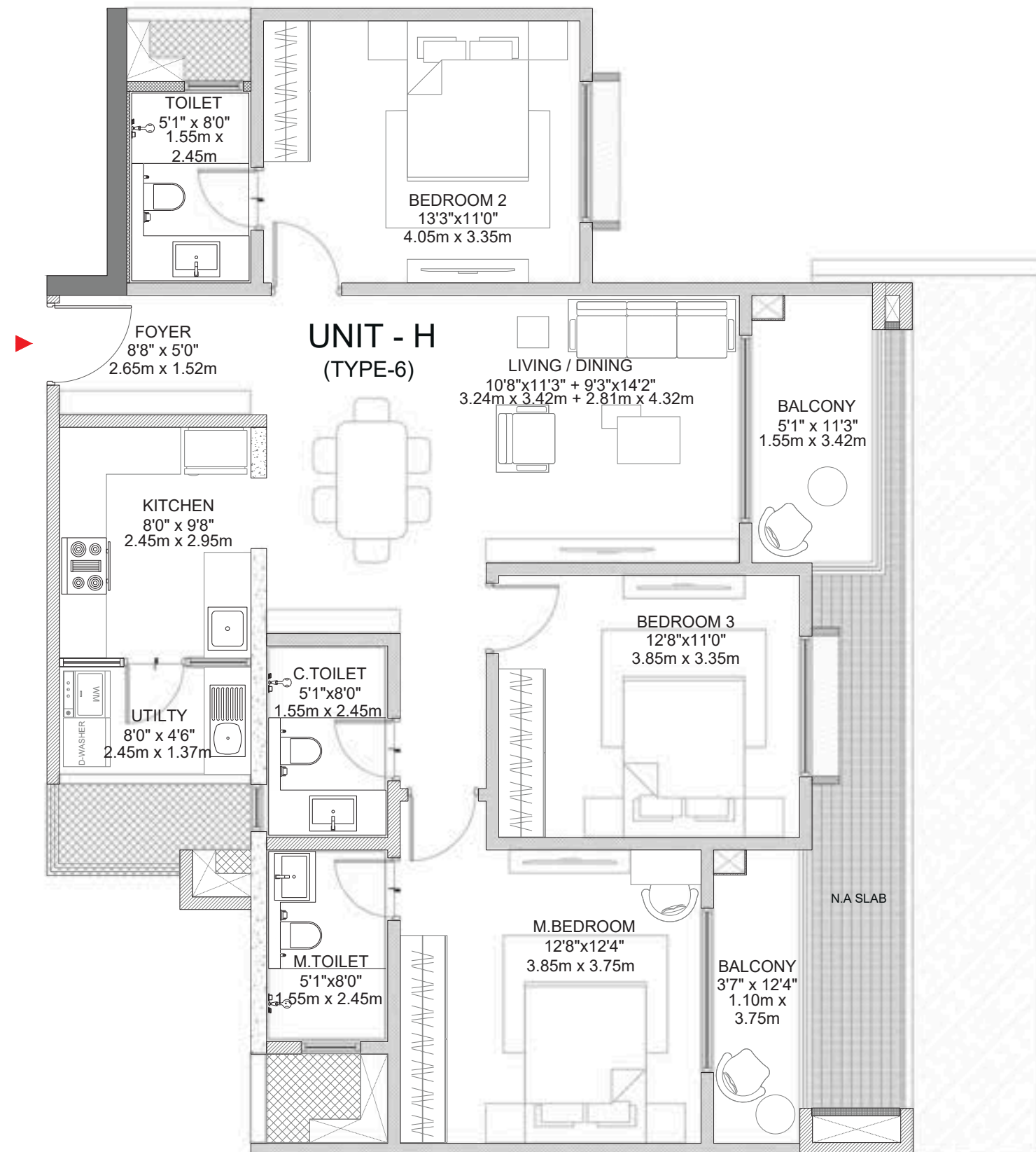
UTILITY AREA
3.63 Sq. Mts. (39.07 Sq. Ft.)

SALEABLE AREA
160.01 Sq. Mts. (1722.35 Sq. Ft.)

UNIT NUMBERS

K-201 & M-201

KEYPLAN



NOTE:

1. ALL DIMENSIONS MENTIONED ARE STRUCTURE TO STRUCTURE DIMENSIONS AND INCLUDES LEDGES.
2. CARPET AREA IS CALCULATED FROM THE UNFINISHED WALL.
3. CARPET AREA INCLUDES TOILET LEDGE WALLS.
4. BALCONY DIMENSIONS DOESN'T INCLUDE UPSTAND BELOW RAILING.
5. ORIENTATION OF THE ENTRY DOOR VARIES BASED ON THE UNIT'S LOCATION.



1 m² = 10.764 Sq. Ft.

GODREJ VANANTARA

UNIT TYPE	3BHK+3T
TOWER NO	L & N
BUILDING NUMBER	3 & 4
FLOORS	SECOND FLOOR

UNIT - H (TYPE-7 SF)

RERA CARPET AREA
96.54 Sq. Mts. (1039.16 Sq. Ft.)

BALCONY AREA
9.43 Sq. Mts. (101.46 Sq. Ft.)

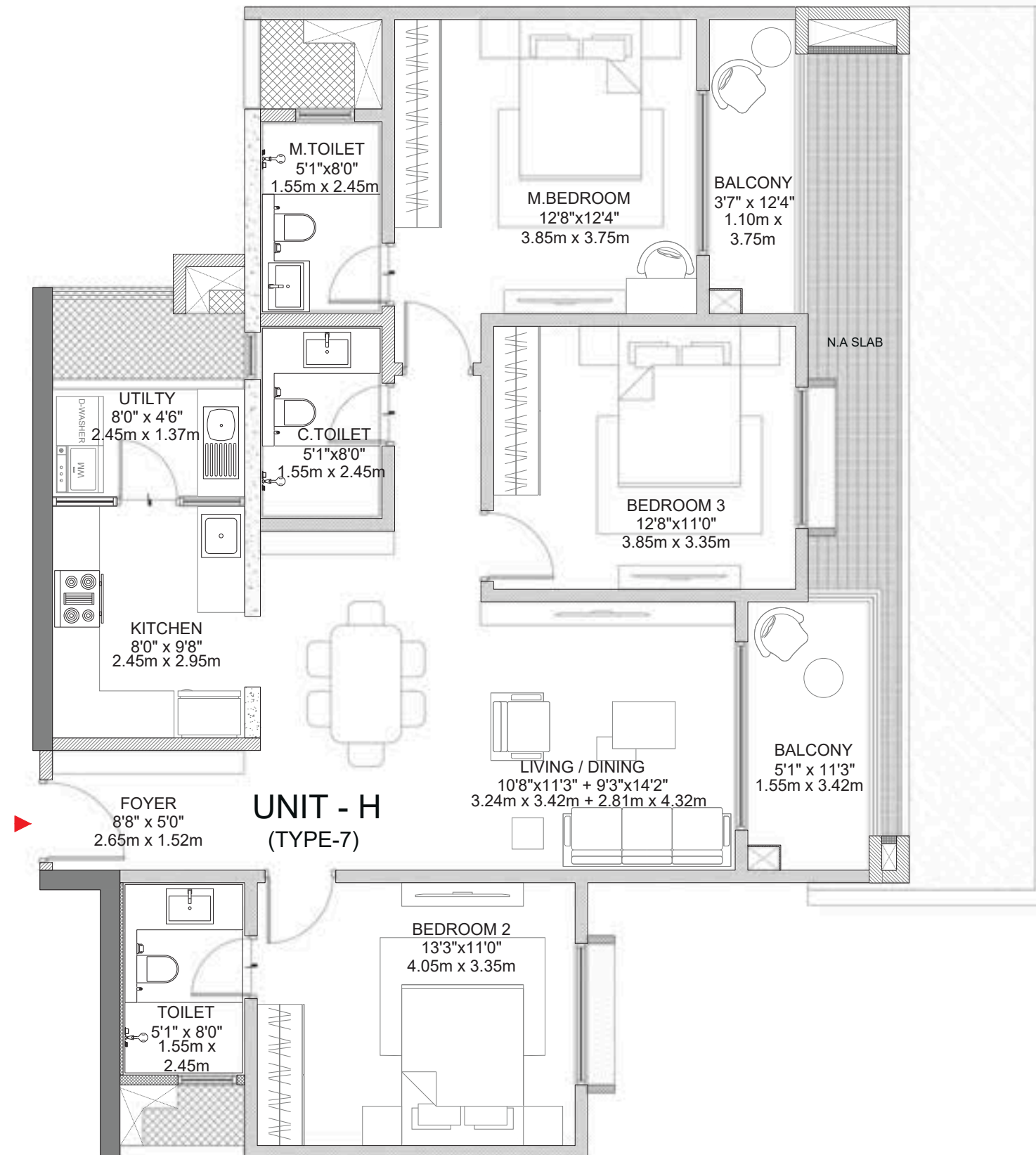
UTILITY AREA
3.63 Sq. Mts. (39.07 Sq. Ft.)

SALEABLE AREA
160.01 Sq. Mts. (1722.35 Sq. Ft.)

UNIT NUMBERS

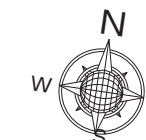
L-204 & N-204

KEYPLAN



NOTE:

1. ALL DIMENSIONS MENTIONED ARE STRUCTURE TO STRUCTURE DIMENSIONS AND INCLUDES LEDGES.
2. CARPET AREA IS CALCULATED FROM THE UNFINISHED WALL.
3. CARPET AREA INCLUDES TOILET LEDGE WALLS.
4. BALCONY DIMENSIONS DOESN'T INCLUDE UPSTAND AND BELOW RAILING.
5. ORIENTATION OF THE ENTRY DOOR VARIES BASED ON THE UNIT'S LOCATION.



1 m² = 10.764 Sq. Ft.

GODREJ VANANTARA

UNIT TYPE	3BHK+3T
TOWER NO	L & N
BUILDING NUMBER	3 & 4
FLOORS	SECOND FLOOR

UNIT - H (TYPE-8 SF)

RERA CARPET AREA
96.54 Sq. Mts. (1039.16 Sq. Ft.)

BALCONY AREA
9.43 Sq. Mts. (101.46 Sq. Ft.)

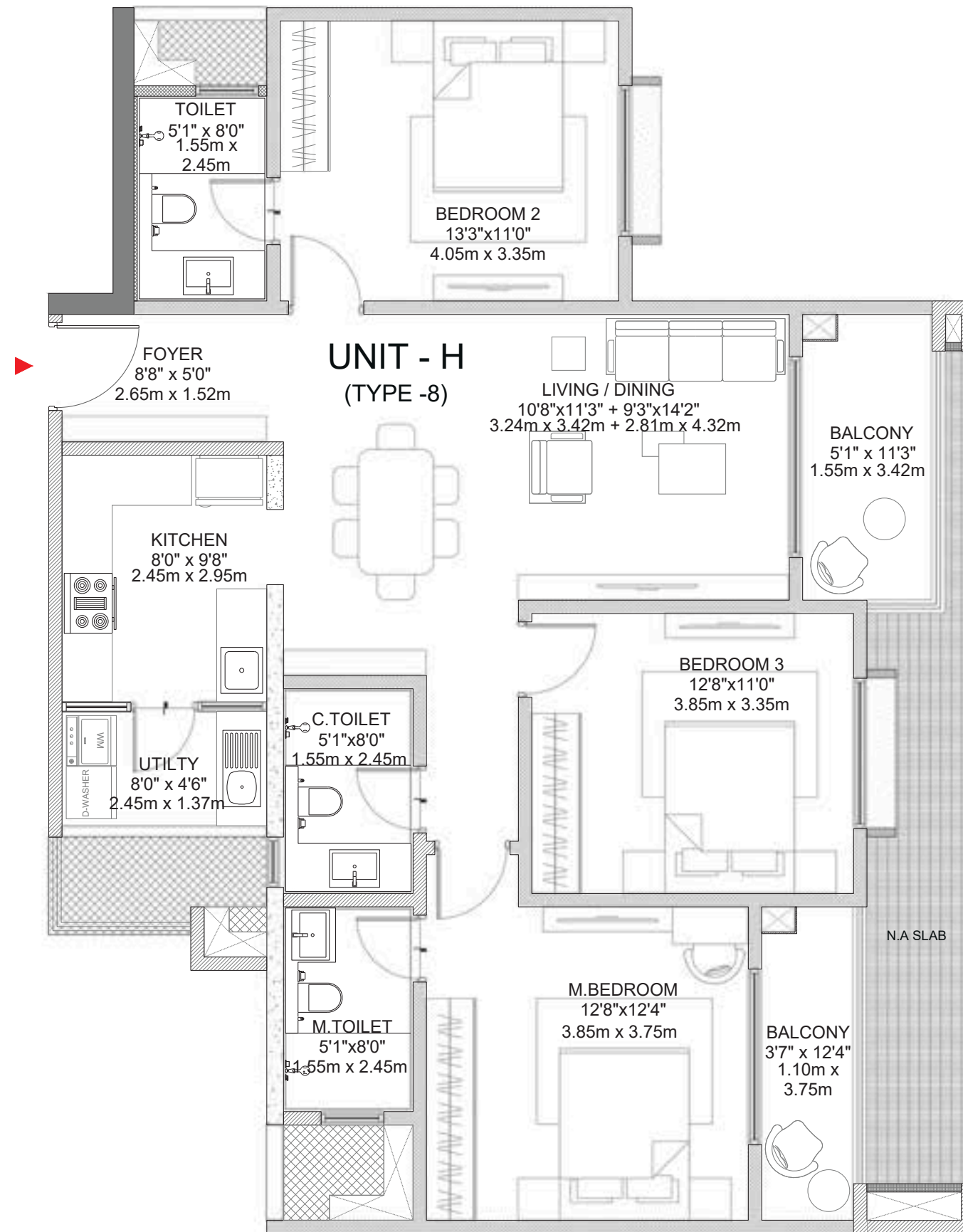
UTILITY AREA
3.63 Sq. Mts. (39.07 Sq. Ft.)

SALEABLE AREA
160.01 Sq. Mts. (1722.35 Sq. Ft.)

UNIT NUMBERS

L-201 & N-201

KEYPLAN



NOTE:

1. ALL DIMENSIONS MENTIONED ARE STRUCTURE TO STRUCTURE DIMENSIONS AND INCLUDES LEDGES.
2. CARPET AREA IS CALCULATED FROM THE UNFINISHED WALL.
3. CARPET AREA INCLUDES TOILET LEDGE WALLS.
4. BALCONY DIMENSIONS DOESN'T INCLUDE UPSTAND BELOW RAILING.
5. ORIENTATION OF THE ENTRY DOOR VARIES BASED ON THE UNIT'S LOCATION.



1 m² = 10.764 Sq. Ft.

GODREJ VANANTARA

UNIT TYPE	3BHK+3T
TOWER NO	M
BUILDING NUMBER	4
FLOORS	SECOND FLOOR

UNIT - I (TYPE-9 SF)

RERA CARPET AREA
114.64 Sq. Mts. (1233.93 Sq. Ft.)

BALCONY AREA
11.32 Sq. Mts. (121.79 Sq. Ft.)

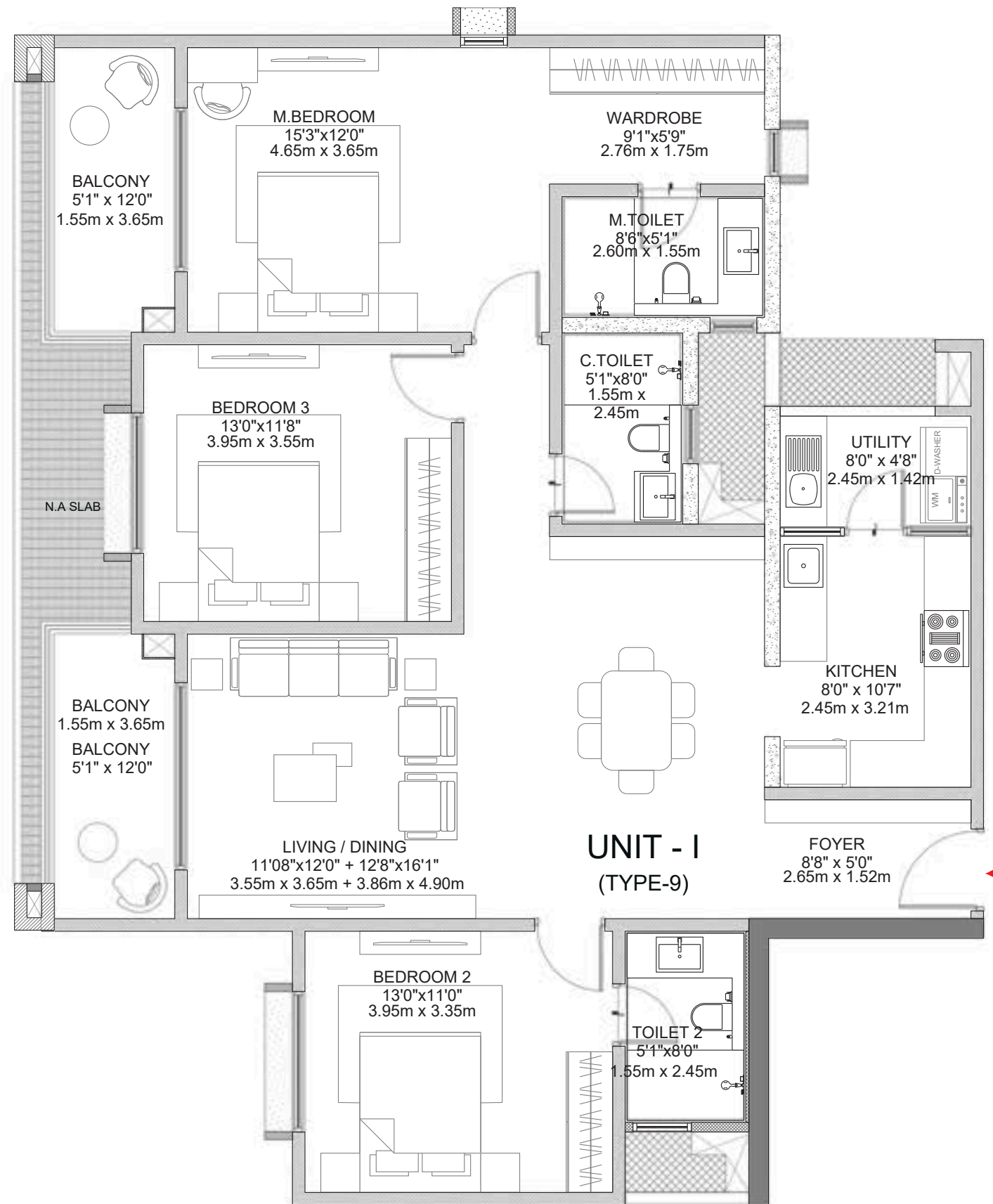
UTILITY AREA
3.48 Sq. Mts. (37.45 Sq. Ft.)

SALEABLE AREA
188.97 Sq. Mts. (2034.03 Sq. Ft.)

UNIT NUMBERS

M-203

KEYPLAN



NOTE:

1. ALL DIMENSIONS MENTIONED ARE STRUCTURE TO STRUCTURE DIMENSIONS AND INCLUDES LEDGES.
2. CARPET AREA IS CALCULATED FROM THE UNFINISHED WALL.
3. CARPET AREA INCLUDES TOILET LEDGE WALLS.
4. BALCONY DIMENSIONS DOESN'T INCLUDE UPSTAND BELOW RAILING.
5. ORIENTATION OF THE ENTRY DOOR VARIES BASED ON THE UNIT'S LOCATION.



1 m² = 10.764 Sq. Ft.

GODREJ VANANTARA

UNIT TYPE	3BHK+3T
TOWER NO	M
BUILDING NUMBER	4
FLOORS	SECOND FLOOR

UNIT - I (TYPE-10 SF)

RERA CARPET AREA
114.64 Sq. Mts. (1233.93 Sq. Ft.)

BALCONY AREA
11.32 Sq. Mts. (121.79 Sq. Ft.)

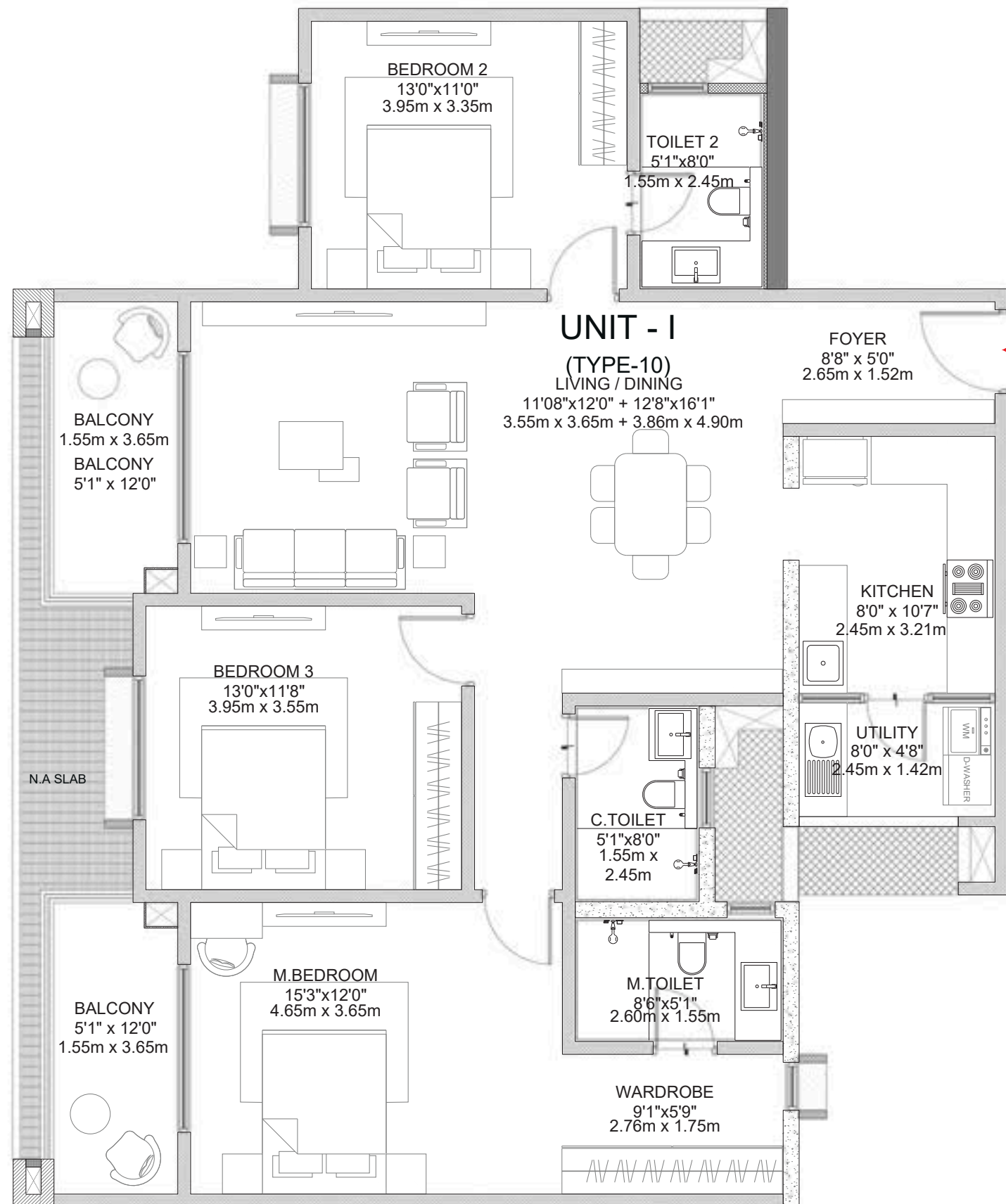
UTILITY AREA
3.48 Sq. Mts. (37.45 Sq. Ft.)

SALEABLE AREA
188.97 Sq. Mts. (2034.03 Sq. Ft.)

UNIT NUMBERS

M-202

KEYPLAN



NOTE:

1. ALL DIMENSIONS MENTIONED ARE STRUCTURE TO STRUCTURE DIMENSIONS AND INCLUDES LEDGES.
2. CARPET AREA IS CALCULATED FROM THE UNFINISHED WALL.
3. CARPET AREA INCLUDES TOILET LEDGE WALLS.
4. BALCONY DIMENSIONS DOESN'T INCLUDE UPSTAND BELOW RAILING.
5. ORIENTATION OF THE ENTRY DOOR VARIES BASED ON THE UNIT'S LOCATION.



1 m² = 10.764 Sq. Ft.

GODREJ VANANTARA

UNIT TYPE	3BHK+3T
TOWER NO	N
BUILDING NUMBER	4
FLOORS	SECOND FLOOR

UNIT - I (TYPE-11 SF)

RERA CARPET AREA
114.64 Sq. Mts. (1233.93 Sq. Ft.)

BALCONY AREA
11.32 Sq. Mts. (121.79 Sq. Ft.)

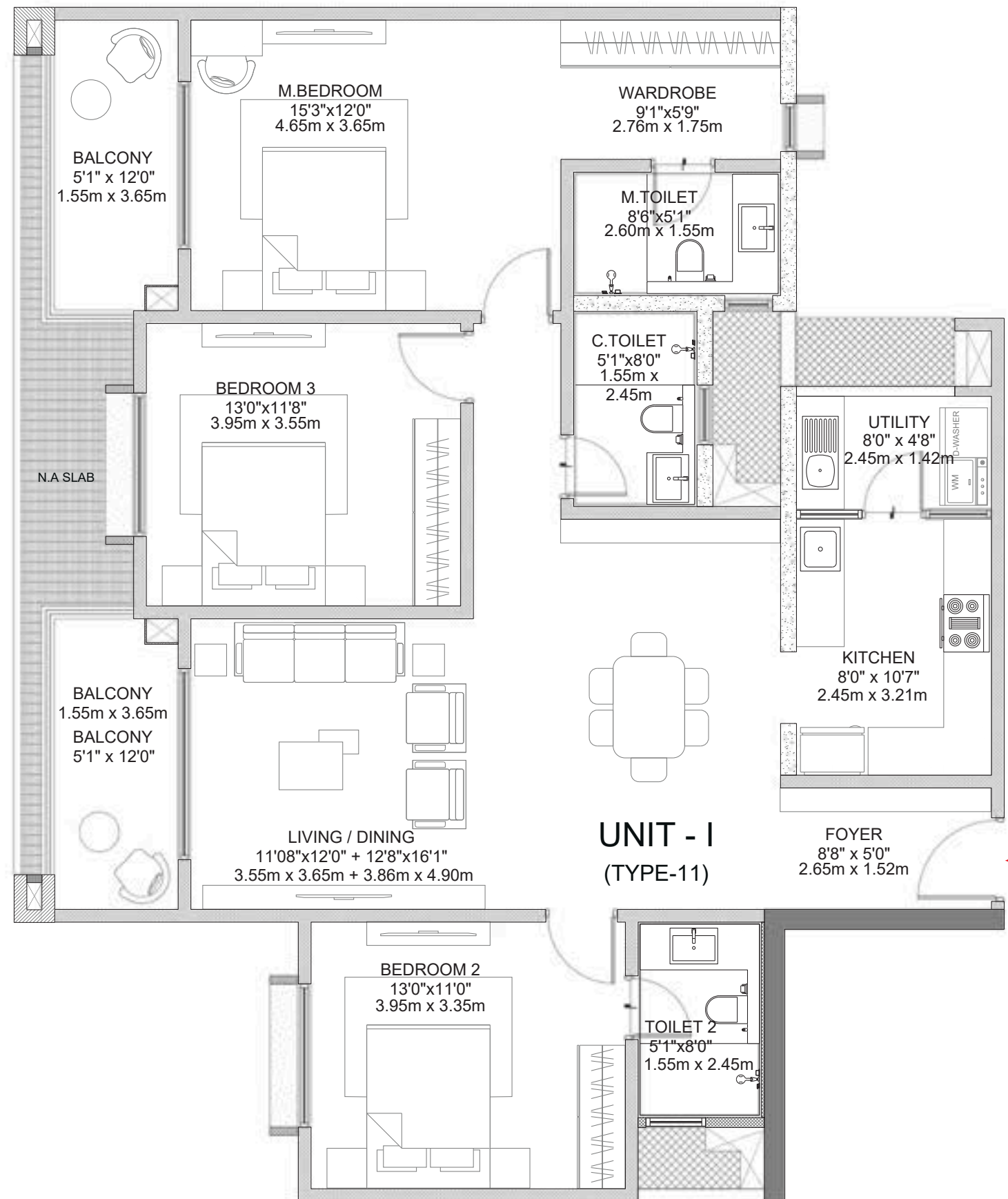
UTILITY AREA
3.48 Sq. Mts. (37.45 Sq. Ft.)

SALEABLE AREA
188.97 Sq. Mts. (2034.03 Sq. Ft.)

UNIT NUMBERS

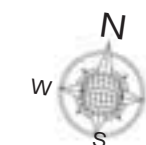
N-203

KEYPLAN



NOTE:

1. ALL DIMENSIONS MENTIONED ARE STRUCTURE TO STRUCTURE DIMENSIONS AND INCLUDES LEDGES.
2. CARPET AREA IS CALCULATED FROM THE UNFINISHED WALL.
3. CARPET AREA INCLUDES TOILET LEDGE WALLS.
4. BALCONY DIMENSIONS DOESN'T INCLUDE UPSTAND BELOW RAILING.
5. ORIENTATION OF THE ENTRY DOOR VARIES BASED ON THE UNIT'S LOCATION.



1 m² = 10.764 Sq. Ft.

GODREJ VANANTARA

UNIT TYPE	3BHK+3T
TOWER NO	N
BUILDING NUMBER	4
FLOORS	SECOND FLOOR

UNIT - I (TYPE-12 SF)

RERA CARPET AREA
114.64 Sq. Mts. (1233.93 Sq. Ft.)

BALCONY AREA
11.32 Sq. Mts. (121.79 Sq. Ft.)

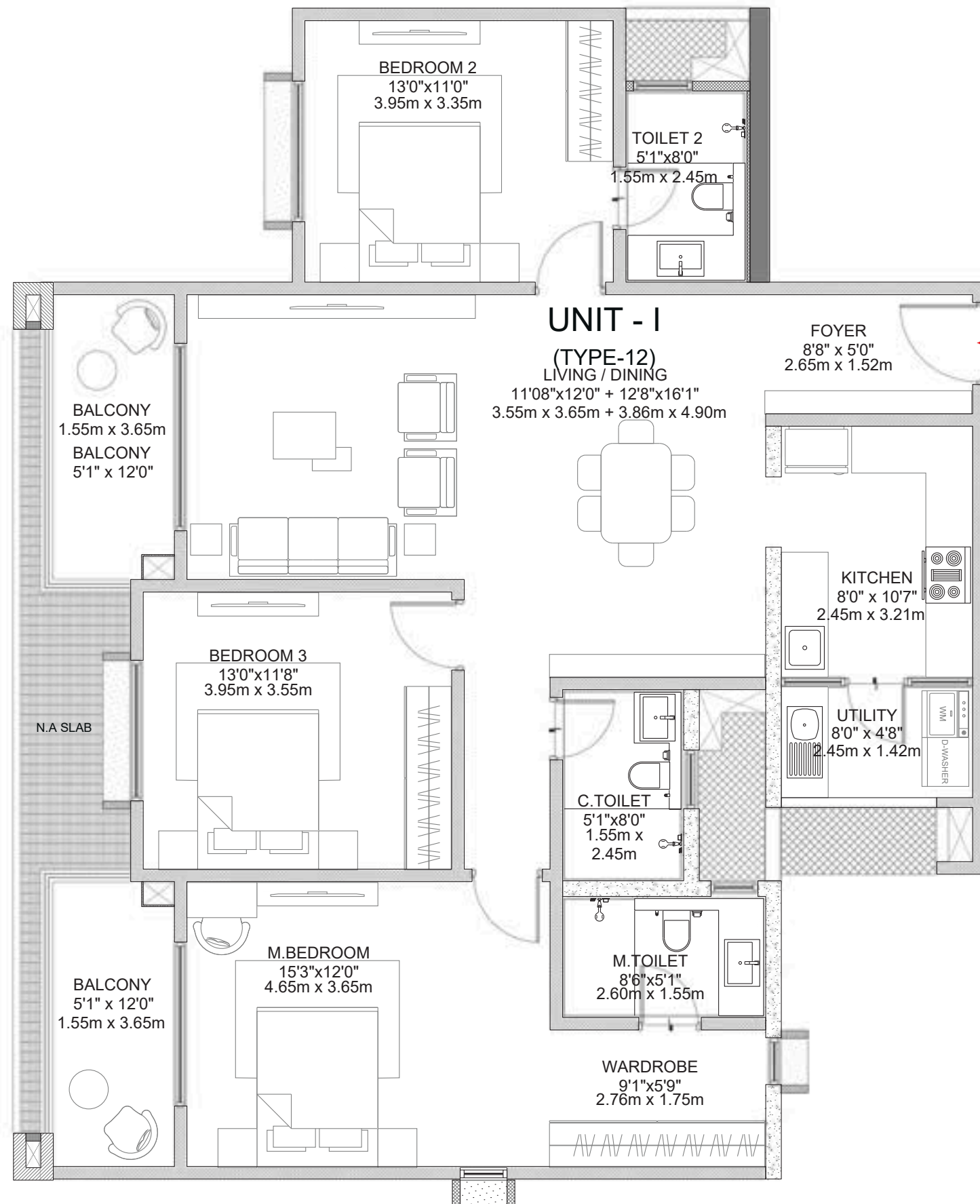
UTILITY AREA
3.48 Sq. Mts. (37.45 Sq. Ft.)

SALEABLE AREA
188.97 Sq. Mts. (2034.03 Sq. Ft.)

UNIT NUMBERS

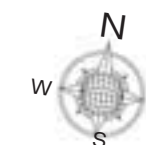
N-202

KEYPLAN



NOTE:

1. ALL DIMENSIONS MENTIONED ARE STRUCTURE TO STRUCTURE DIMENSIONS AND INCLUDES LEDGES.
2. CARPET AREA IS CALCULATED FROM THE UNFINISHED WALL.
3. CARPET AREA INCLUDES TOILET LEDGE WALLS.
4. BALCONY DIMENSIONS DOESN'T INCLUDE UPSTAND BELOW RAILING.
5. ORIENTATION OF THE ENTRY DOOR VARIES BASED ON THE UNIT'S LOCATION.



1 m² = 10.764 Sq. Ft.

GODREJ VANANTARA

UNIT TYPE	4BHK-4T+SR-ST
TOWER NO	K & L
BUILDING NUMBER	3
FLOORS	SECOND FLOOR

UNIT - J (TYPE-5 SF)

RERA CARPET AREA
161.98 Sq. Mts. (1743.57 Sq. Ft.)

BALCONY AREA
17.93 Sq. Mts. (193.03 Sq. Ft.)

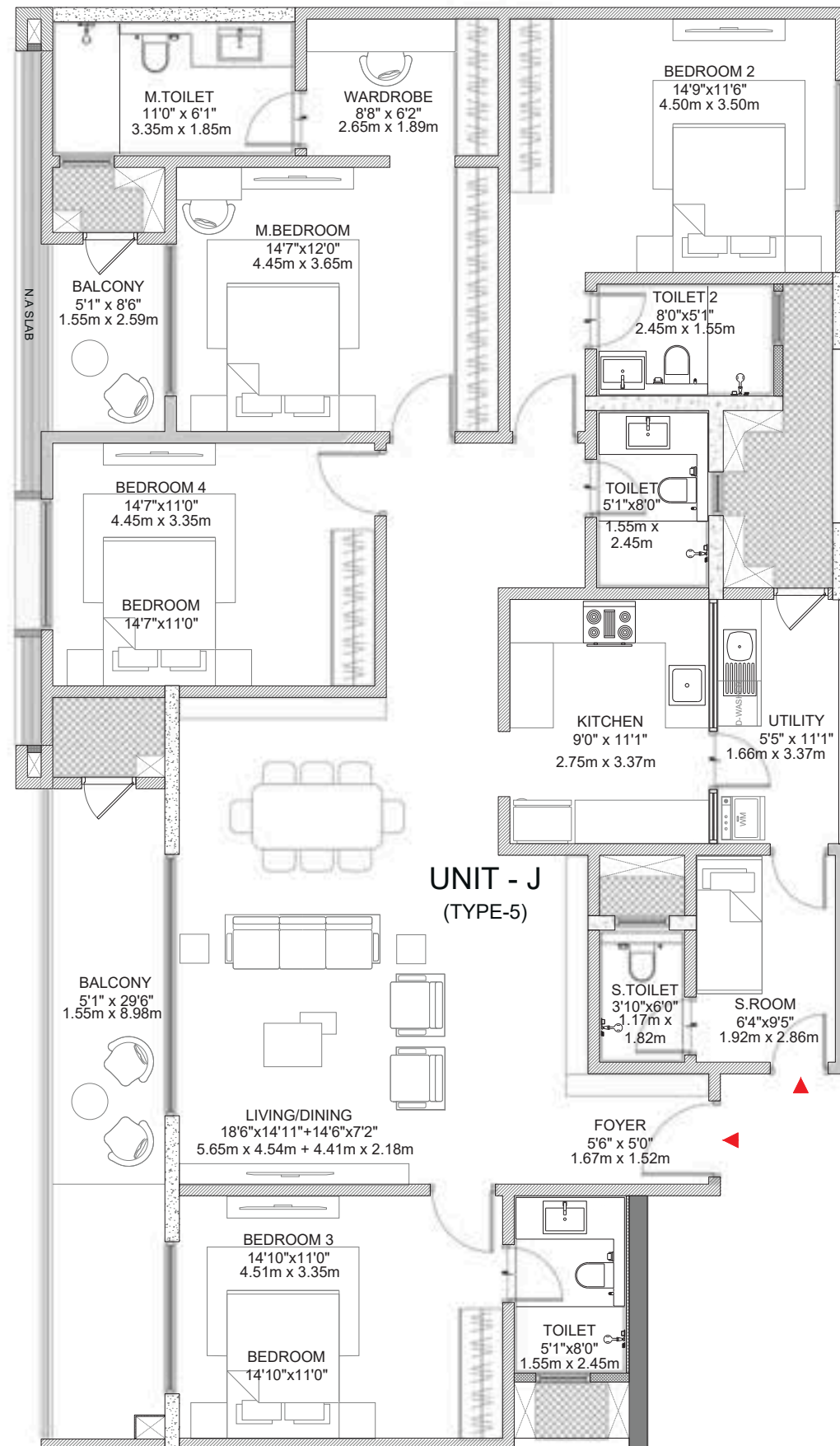
UTILITY AREA
5.60 Sq. Mts. (60.30 Sq. Ft.)

SALEABLE AREA
270.85 Sq. Mts. (2915.48 Sq. Ft.)

UNIT NUMBERS

K-203 & L-203

KEYPLAN



NOTE:

1. ALL DIMENSIONS MENTIONED ARE STRUCTURE TO STRUCTURE DIMENSIONS AND INCLUDES LEDGES.
2. CARPET AREA IS CALCULATED FROM THE UNFINISHED WALL.
3. CARPET AREA INCLUDES TOILET LEDGE WALLS.
4. BALCONY DIMENSIONS DOESN'T INCLUDE UPSTAND AND BELOW RAILING.
5. ORIENTATION OF THE ENTRY DOOR VARIES BASED ON THE UNIT'S LOCATION.



1 m² = 10.764 Sq. Ft.

GODREJ VANANTARA

UNIT TYPE	4BHK-4T+SR-ST
TOWER NO	K & L
BUILDING NUMBER	3
FLOORS	SECOND FLOOR

UNIT - J (TYPE-6 SF)

RERA CARPET AREA
161.98 Sq. Mts. (1743.57 Sq. Ft.)

BALCONY AREA
17.93 Sq. Mts. (193.03 Sq. Ft.)

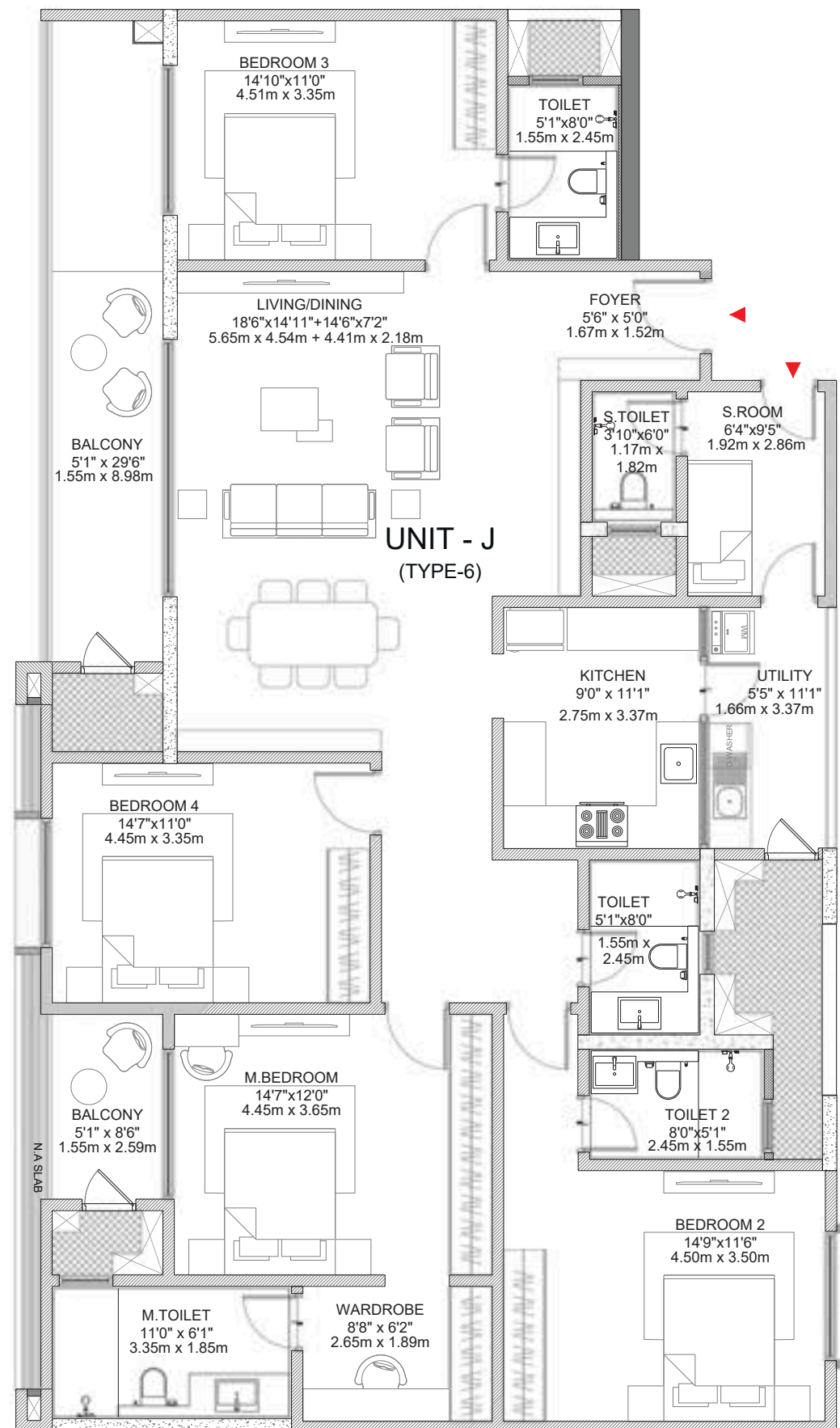
UTILITY AREA
5.60 Sq. Mts. (60.30 Sq. Ft.)

SALEABLE AREA
270.85 Sq. Mts. (2915.48 Sq. Ft.)

UNIT NUMBERS

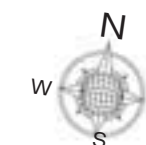
K-202 & L-202

KEYPLAN



NOTE:

1. ALL DIMENSIONS MENTIONED ARE STRUCTURE TO STRUCTURE DIMENSIONS AND INCLUDES LEDGES.
2. CARPET AREA IS CALCULATED FROM THE UNFINISHED WALL.
3. CARPET AREA INCLUDES TOILET LEDGE WALLS.
4. BALCONY DIMENSIONS DOESN'T INCLUDE UPSTAND AND BELOW RAILING.
5. ORIENTATION OF THE ENTRY DOOR VARIES BASED ON THE UNIT'S LOCATION.



1 m² = 10.764 Sq. Ft.

GODREJ VANANTARA

UNIT TYPE	3BHK+2T
TOWER NO	P & Q
BUILDING NUMBER	5
FLOORS	SECOND FLOOR

UNIT - F (TYPE-6 SF)

RERA CARPET AREA
90.58 Sq. Mts. (975.04 Sq. Ft.)

BALCONY AREA
10.85 Sq. Mts. (116.78 Sq. Ft.)

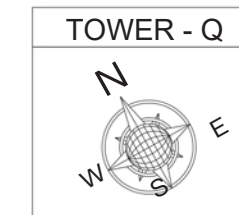
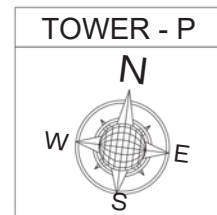
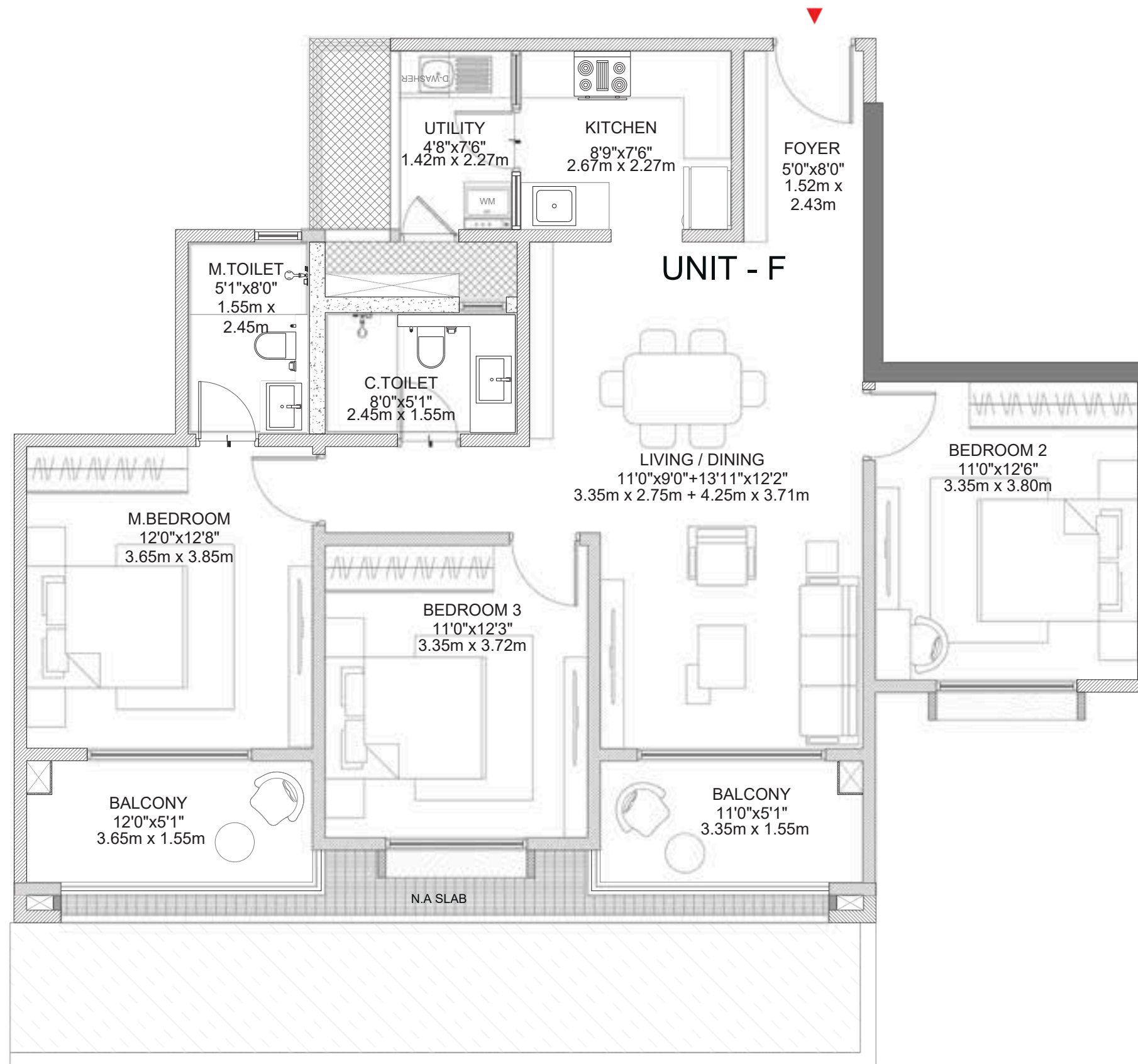
UTILITY AREA
3.23 Sq. Mts. (34.77 Sq. Ft.)

SALEABLE AREA
152.81 Sq. Mts. (1644.81 Sq. Ft.)

UNIT NUMBERS

P-201 & Q-201

KEYPLAN



NOTE:

1. ALL DIMENSIONS MENTIONED ARE STRUCTURE TO STRUCTURE DIMENSIONS AND INCLUDES LEDGES.
2. CARPET AREA IS CALCULATED FROM THE UNFINISHED WALL.
3. CARPET AREA INCLUDES TOILET LEDGE WALLS.
4. BALCONY DIMENSIONS DOESN'T INCLUDE UPSTAND BELOW RAILING.
5. ORIENTATION OF THE ENTRY DOOR VARIES BASED ON THE UNIT'S LOCATION.

1 m² = 10.764 Sq. Ft.

GODREJ VANANTARA

UNIT TYPE	3BHK+2T
TOWER NO	R
BUILDING NUMBER	5
FLOORS	SECOND FLOOR

UNIT - F (TYPE-7 SF)

RERA CARPET AREA
90.58 Sq. Mts. (975.04 Sq. Ft.)

BALCONY AREA
10.85 Sq. Mts. (116.78 Sq. Ft.)

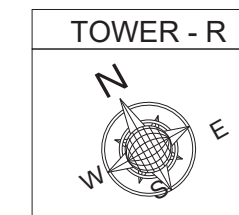
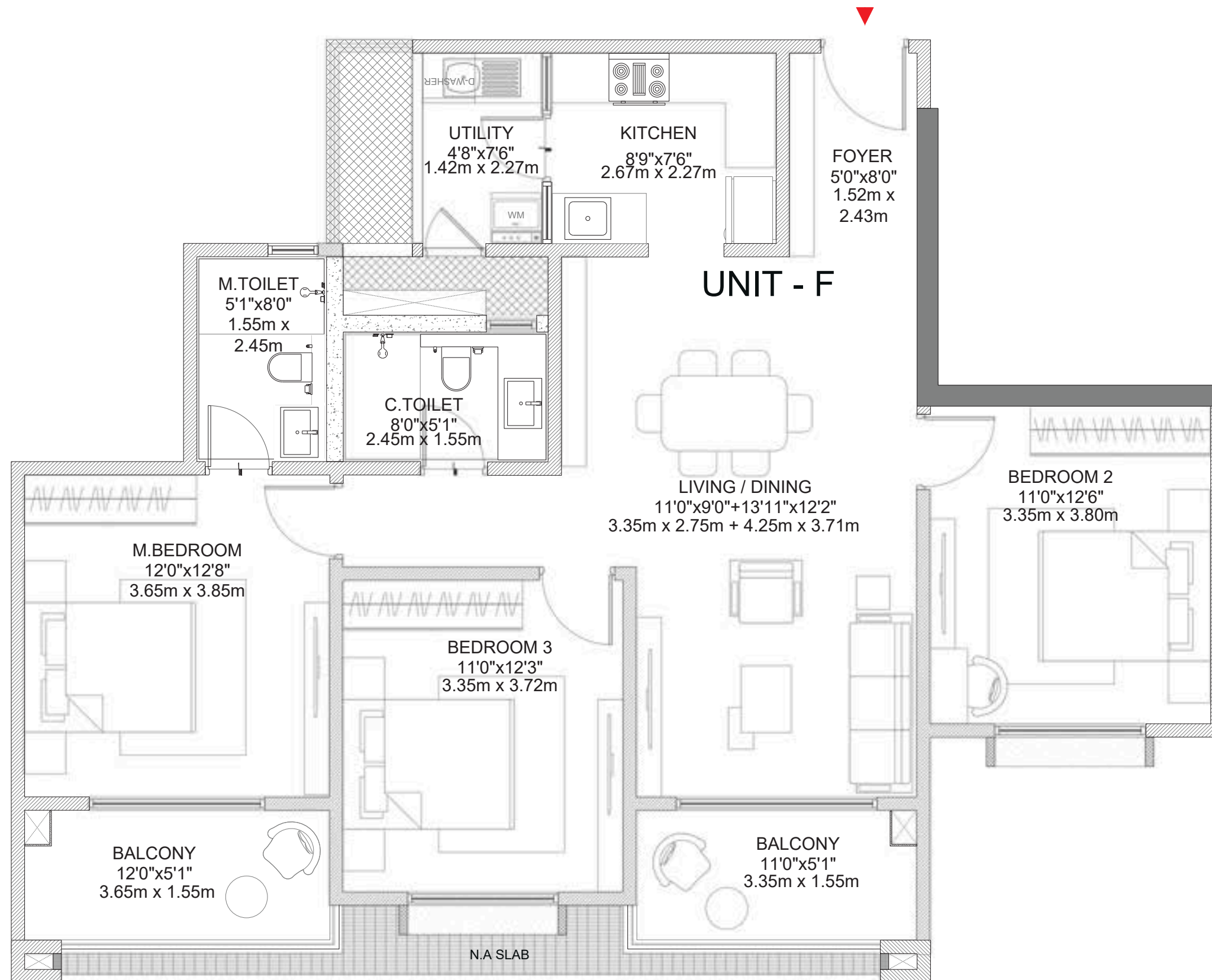
UTILITY AREA
3.23 Sq. Mts. (34.77 Sq. Ft.)

SALEABLE AREA
152.81 Sq. Mts. (1644.81 Sq. Ft.)

UNIT NUMBERS

R-201

KEYPLAN



NOTE:

1. ALL DIMENSIONS MENTIONED ARE STRUCTURE TO STRUCTURE DIMENSIONS AND INCLUDES LEDGES.
2. CARPET AREA IS CALCULATED FROM THE UNFINISHED WALL.
3. CARPET AREA INCLUDES TOILET LEDGE WALLS.
4. BALCONY DIMENSIONS DOESN'T INCLUDE UPSTAND BELOW RAILING.
5. ORIENTATION OF THE ENTRY DOOR VARIES BASED ON THE UNIT'S LOCATION.

1 m² = 10.764 Sq. Ft.

GODREJ VANANTARA

UNIT TYPE	3BHK+2T
TOWER NO	R
BUILDING NUMBER	5
FLOORS	SECOND FLOOR

UNIT - F (TYPE-8 SF)

RERA CARPET AREA
90.58 Sq. Mts. (975.04 Sq. Ft.)

BALCONY AREA
10.85 Sq. Mts. (116.78 Sq. Ft.)

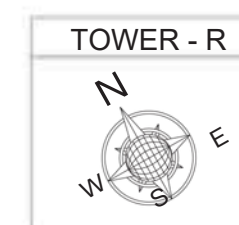
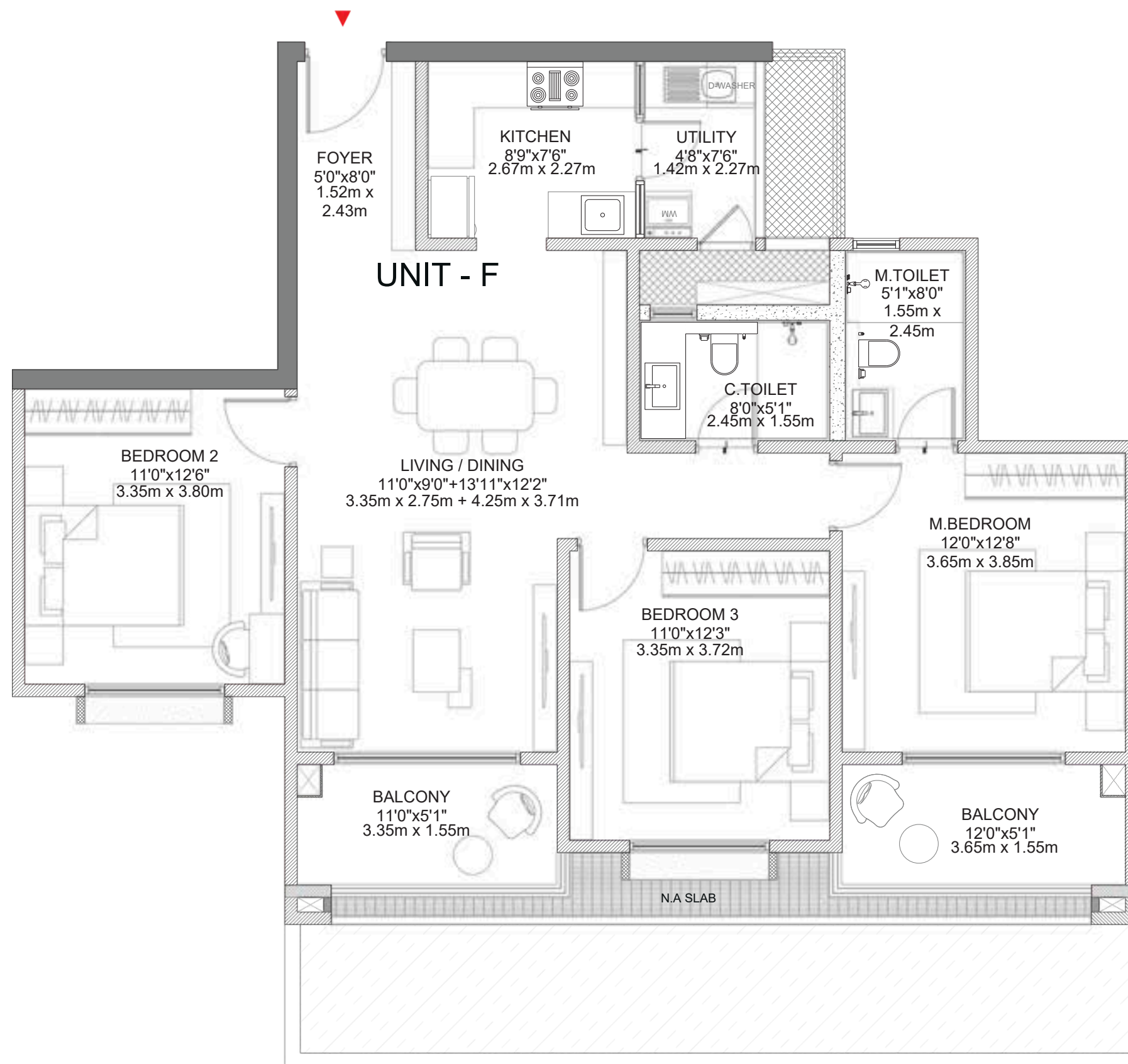
UTILITY AREA
3.23 Sq. Mts. (34.77 Sq. Ft.)

SALEABLE AREA
152.81 Sq. Mts. (1644.81 Sq. Ft.)

UNIT NUMBERS

R-204

KEYPLAN



NOTE:

1. ALL DIMENSIONS MENTIONED ARE STRUCTURE TO STRUCTURE DIMENSIONS AND INCLUDES LEDGES.
2. CARPET AREA IS CALCULATED FROM THE UNFINISHED WALL.
3. CARPET AREA INCLUDES TOILET LEDGE WALLS.
4. BALCONY DIMENSIONS DOESN'T INCLUDE UPSTAND BELOW RAILING.
5. ORIENTATION OF THE ENTRY DOOR VARIES BASED ON THE UNIT'S LOCATION.

1 m² = 10.764 Sq. Ft.

GODREJ VANANTARA

UNIT TYPE	3BHK+2T
TOWER NO	P & Q
BUILDING NUMBER	5
FLOORS	SECOND FLOOR

UNIT - F (TYPE-9 SF)

RERA CARPET AREA
90.58 Sq. Mts. (975.04 Sq. Ft.)

BALCONY AREA
10.85 Sq. Mts. (116.78 Sq. Ft.)

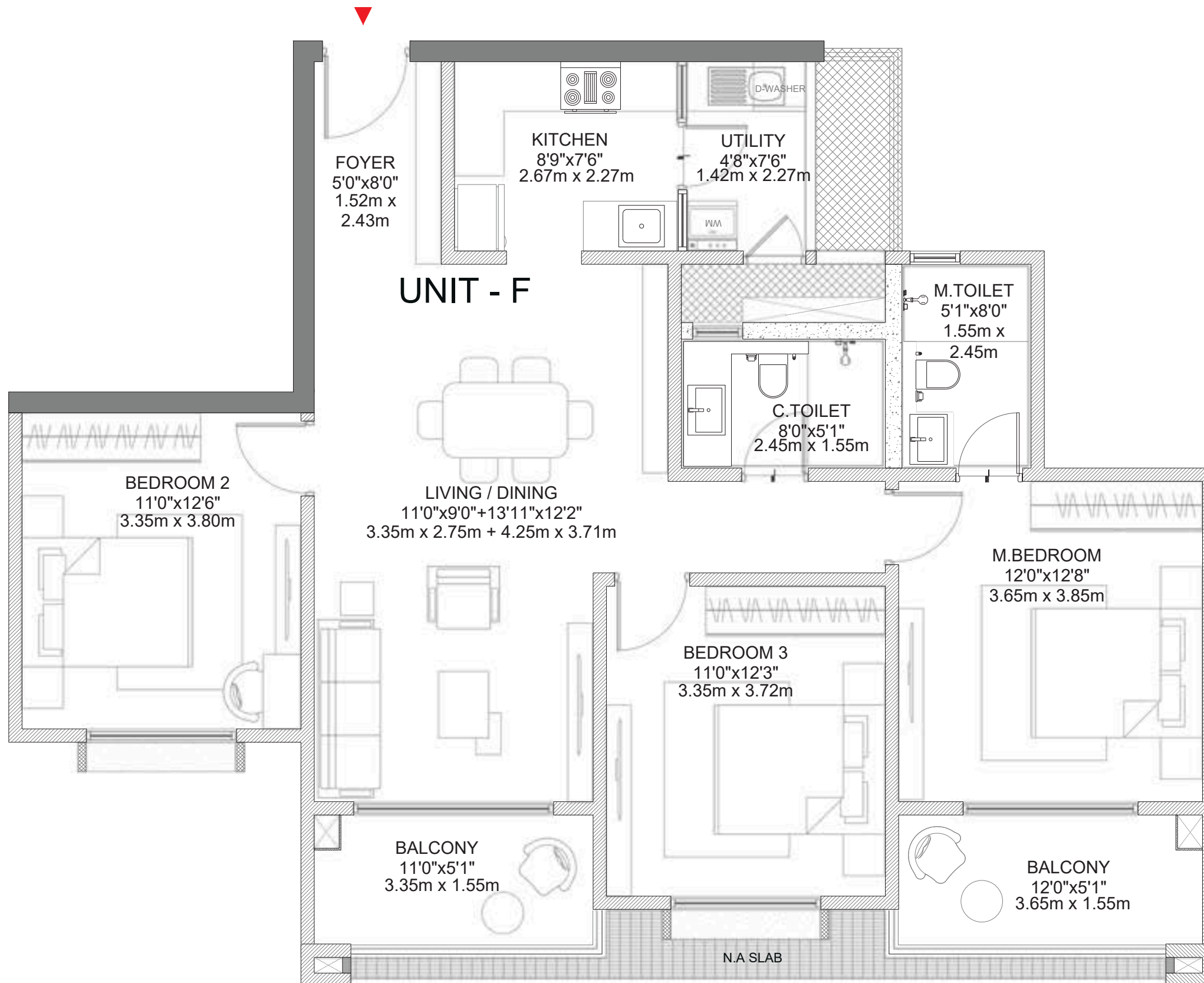
UTILITY AREA
3.23 Sq. Mts. (34.77 Sq. Ft.)

SALEABLE AREA
152.81 Sq. Mts. (1644.81 Sq. Ft.)

UNIT NUMBERS

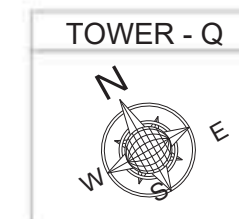
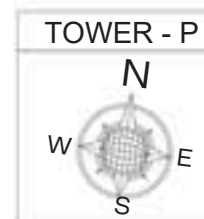
P-204 & Q-204

KEYPLAN



NOTE:

1. ALL DIMENSIONS MENTIONED ARE STRUCTURE TO STRUCTURE DIMENSIONS AND INCLUDES LEDGES.
2. CARPET AREA IS CALCULATED FROM THE UNFINISHED WALL.
3. CARPET AREA INCLUDES TOILET LEDGE WALLS.
4. BALCONY DIMENSIONS DOESN'T INCLUDE UPSTAND BELOW RAILING.
5. ORIENTATION OF THE ENTRY DOOR VARIES BASED ON THE UNIT'S LOCATION.



1 m² = 10.764 Sq. Ft.

GODREJ VANANTARA

UNIT TYPE	3BHK+3T
TOWER NO	P, Q & R
BUILDING NUMBER	5
FLOORS	SECOND FLOOR

UNIT - G (TYPE- 5SF)

RERA CARPET AREA
114.23 Sq. Mts. (1229.59 Sq. Ft.)

BALCONY AREA
11.47 Sq. Mts. (123.46 Sq. Ft.)

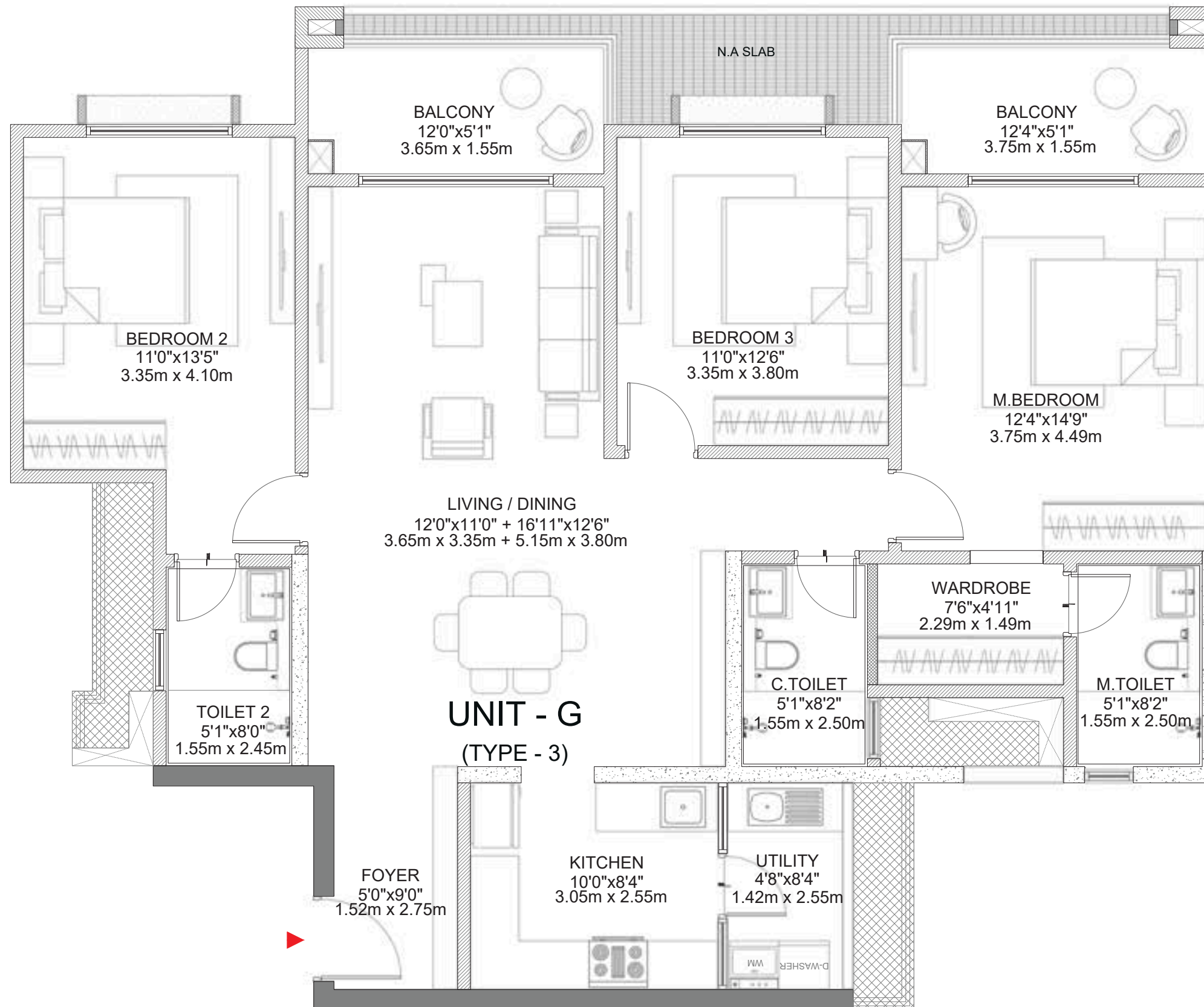
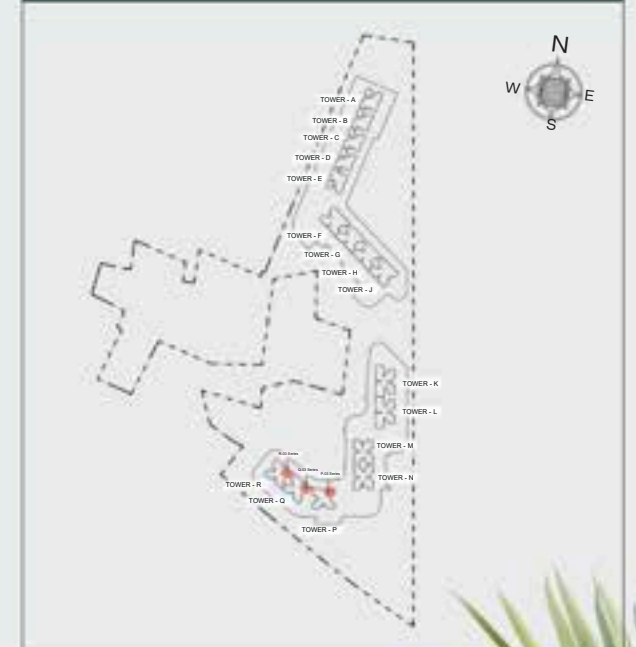
UTILITY AREA
3.62 Sq. Mts. (38.98 Sq. Ft.)

SALEABLE AREA
188.81 Sq. Mts. (2032.37 Sq. Ft.)

UNIT NUMBERS

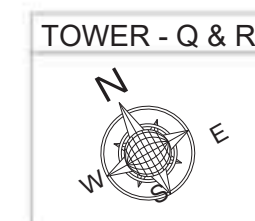
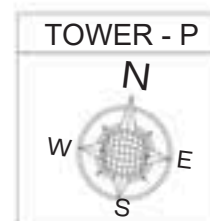
P-203, Q-203 & R-203

KEYPLAN



NOTE:

1. ALL DIMENSIONS MENTIONED ARE STRUCTURE TO STRUCTURE DIMENSIONS AND INCLUDES LEDGES.
2. CARPET AREA IS CALCULATED FROM THE UNFINISHED WALL.
3. CARPET AREA INCLUDES TOILET LEDGE WALLS.
4. BALCONY DIMENSIONS DOESN'T INCLUDE UPSTAND BELOW RAILING.
5. ORIENTATION OF THE ENTRY DOOR VARIES BASED ON THE UNIT'S LOCATION.



1 m² = 10.764 Sq. Ft.

GODREJ VANANTARA

UNIT TYPE	3BHK+3T
TOWER NO	P, Q & R
BUILDING NUMBER	5
FLOORS	SECOND FLOOR

UNIT - G (TYPE-6 SF)

RERA CARPET AREA
113.49 Sq. Mts. (1221.55 Sq. Ft.)

BALCONY AREA
11.47 Sq. Mts. (123.46 Sq. Ft.)

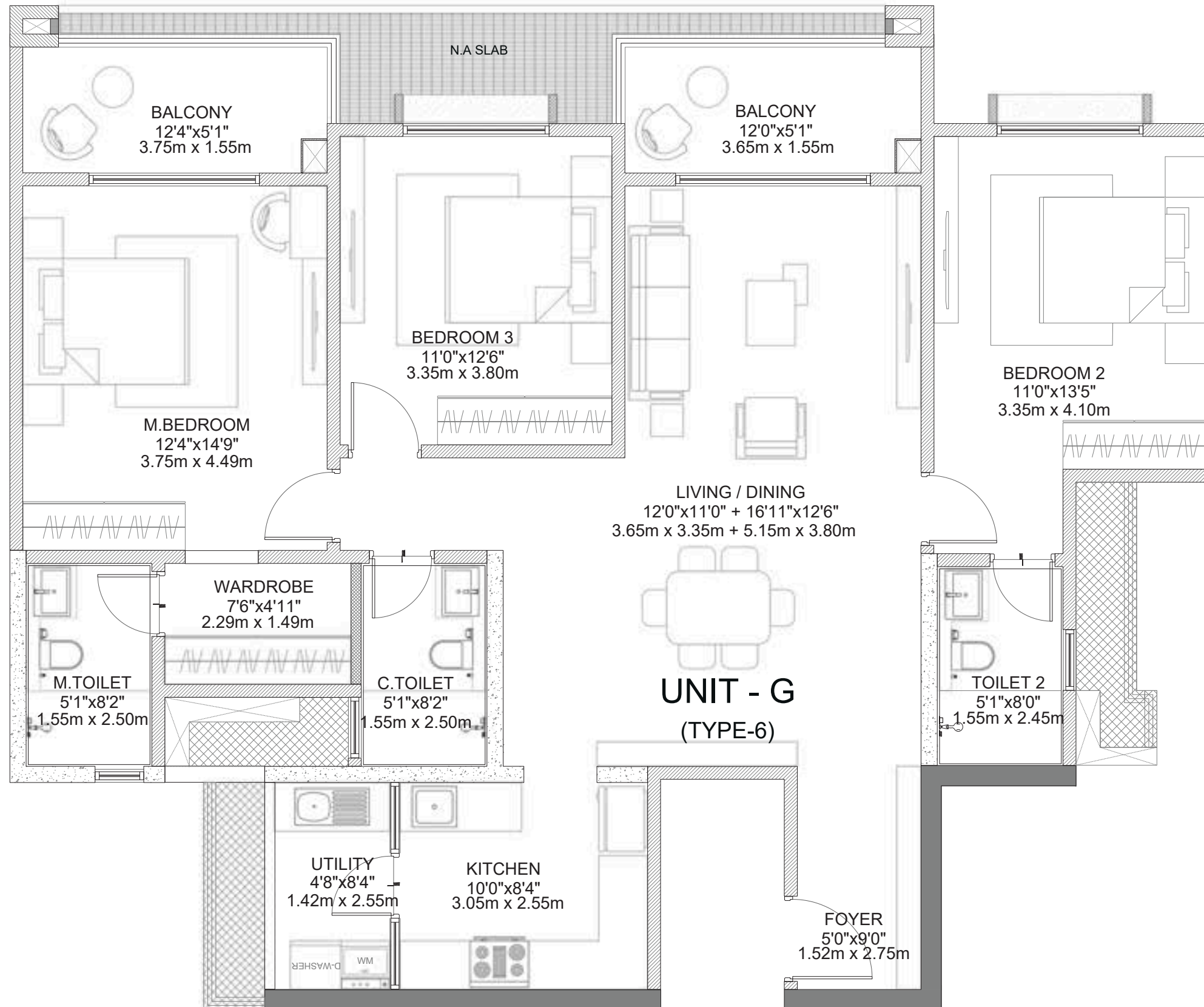
UTILITY AREA
3.62 Sq. Mts. (38.98 Sq. Ft.)

SALEABLE AREA
187.72 Sq. Mts. (2020.63 Sq. Ft.)

UNIT NUMBERS

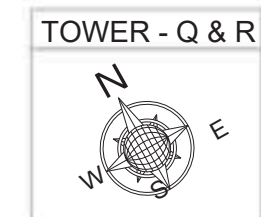
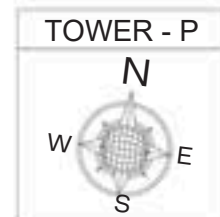
P-202, Q-202 & R-202

KEYPLAN




NOTE:

1. ALL DIMENSIONS MENTIONED ARE STRUCTURE TO STRUCTURE DIMENSIONS AND INCLUDES LEDGES.
2. CARPET AREA IS CALCULATED FROM THE UNFINISHED WALL.
3. CARPET AREA INCLUDES TOILET LEDGE WALLS.
4. BALCONY DIMENSIONS DOESN'T INCLUDE UPSTAND BELOW RAILING.
5. ORIENTATION OF THE ENTRY DOOR VARIES BASED ON THE UNIT'S LOCATION.



1 m² = 10.764 Sq. Ft.



The Project is registered as "GODREJ VANANTARA" with Karnataka RERA bearing Registration No. PRM/KA/RERA/1251/310/PR/130526/008653 at <https://rera.karnataka.gov.in/> This Project is being developed by Godrej Properties Limited.
Site Address: GODREJ VANANTARA, SY NO.64, 65/2, 66/ 1, 65/ 1, 66/2, 61 / 5, 61 /6, 61 /7, 61 /8, 68/ 4, Hommadevanahal Village, Begur Hobl, Bangalore South Taluk, Bangalore., Bengaluru South, Bengaluru Urban, Karnataka - 560083. The sale is subject to terms of application form & agreement for sale. All specifications of the unit shall be as per the sale agreement between the parties. The official website of Godrej Properties Ltd. is www.godrejproperties.com. Please do not rely on the information provided on any other website. T&C apply.